

# Contents

<b>Welcome</b>	4
<b>Program Overview</b>	5
<b>Key Elements of the Program</b>	15
<b>Additional Support Information</b>	17
<b>Chapter 1    Jesus Is Always with Us</b>	18
John 20:11–18	
<b>Chapter 2    We Trust in God’s Mercy</b>	23
Luke 15:11–32	
<b>Chapter 3    We Follow Jesus’ Message of Love</b>	29
Mark 12:28–34	
<b>Chapter 4    We Follow the Ten Commandments</b>	35
Exodus 19:16–20:17	
<b>Chapter 5    We Ask for Forgiveness</b>	41
Luke 7:36–50	
<b>Chapter 6    Jesus Loves and Cares for Us</b>	48
John 10:1–18	
<b>Chapter 7    Jesus Helps Us Always</b>	53
Matthew 8:23–27	
<b>Chapter 8    The Holy Spirit Teaches Us</b>	60
John 14:15–31	
<b>The Rite of Reconciliation</b>	67
<b>Reconciliation Key Words</b>	69
<b>Acknowledgments</b>	70

# Welcome

## Welcome to *Go Seek Find: Discover God's Treasures!*

We at Saint Mary's Press are excited to partner with you in the important ministry of preparing children for the celebration of the Sacrament of Reconciliation.

Through this new and unique program, children are led on an adventure of discovery as they explore the rich and beautiful significance of this sacrament in their lives. *Go Seek Find* will engage and inspire children, creating a spirit of excitement and joy around their journey toward encountering Jesus through the treasure that is the Sacrament of Reconciliation.

This program was developed with the real needs of children at its center. The core text of this program is the Saint Mary's Press® *Catholic Children's Bible*. By using a Bible designed specifically for them and engaging with the Featured Stories within it, children will explore the Sacrament of Reconciliation through the biblical lens of Jesus' life and works and learn more about their faith in language they can understand. They will also experience interactive core activities that bring the chapter lessons to life in a fun and memorable way. And they will learn important information about the Sacrament of Reconciliation and reinforce this new knowledge through a variety of activities and family learning opportunities offered in the activity booklets that accompany each lesson.

Together, you and the children will *Go Seek Find* the incredible treasure that is the Sacrament of Reconciliation. May an ever-expanding awareness of Christ's presence in our lives be the source of faith, hope, and love for all of us!

With hopes and prayers for every blessing,

The Publishing Team at Saint Mary's Press

**"Ask, and you will receive; seek, and you will find;  
knock, and the door will be opened to you."**

(Matthew 7:7)

# Program Overview

## Program Outline

Chapter Number	Chapter Title	Lesson Goals	Featured Story	Key Words
1	Jesus Is Always with Us	<ul style="list-style-type: none"> <li>to identify that Christ died, rose from the dead, and is with us now</li> <li>to recognize that we meet Jesus in the sacraments</li> <li>to express that we confess our sins and are forgiven by God in the Sacrament of Reconciliation</li> </ul>	The Risen Jesus Appears to Mary Magdalene (John 20:11–18)	sacraments, grace, sin, Sacrament of Penance and Reconciliation, confession, conversion
2	We Trust in God's Mercy	<ul style="list-style-type: none"> <li>to recognize that God is a loving Father</li> <li>to identify that God always forgives us when we are truly sorry for our sins</li> <li>to explain that God's mercy comes to us in the Sacrament of Reconciliation</li> </ul>	The Forgiving Father (Luke 15:11–32)	mercy
3	We Follow Jesus' Message of Love	<ul style="list-style-type: none"> <li>to identify that we follow Jesus by loving God and others</li> <li>to recognize that we can learn about love in Sacred Scripture</li> <li>to explain that we can ask for forgiveness in the Sacrament of Reconciliation when we fail to love fully</li> </ul>	Love Is the Greatest Commandment (Mark 12:28–34)	Greatest Commandment, Sacred Scripture
4	We Follow the Ten Commandments	<ul style="list-style-type: none"> <li>to express that God gave us rules to keep his people safe and happy</li> <li>to recognize that the Ten Commandments are rooted in God's love for us</li> <li>to explain the difference between a sin and an accident</li> </ul>	God Gives His People the Ten Commandments (Exodus 19:16–20:17)	Ten Commandments, accident

# Reconciliation Teaching Guide

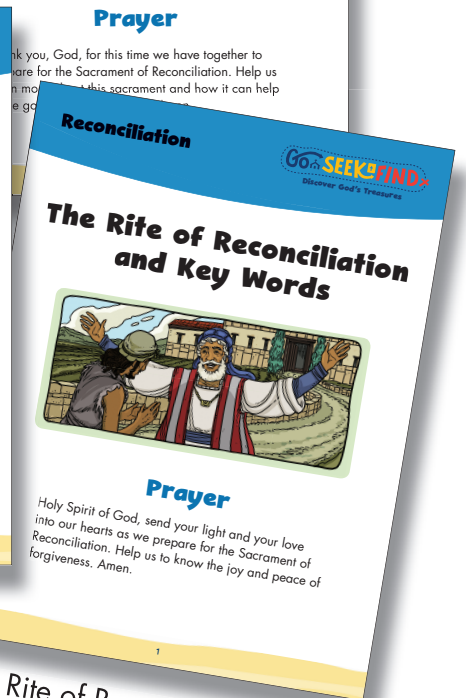
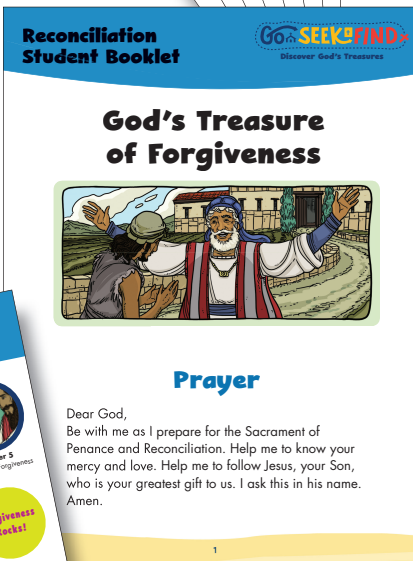
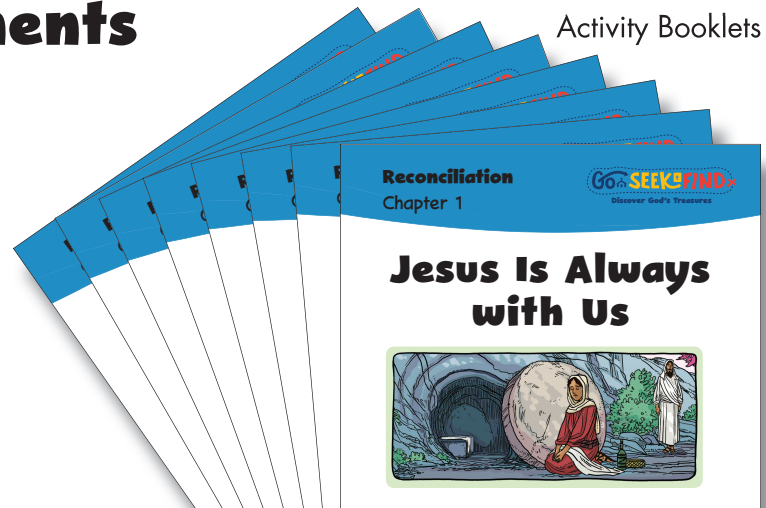

Chapter Number	Chapter Title	Lesson Goals	Featured Story	Key Words
5	We Ask for Forgiveness	<ul style="list-style-type: none"> <li>to recognize that our sins can be forgiven if we are truly sorry</li> <li>to identify that we have more room for love when we are forgiven in the Sacrament of Reconciliation</li> <li>to explain the difference between mortal sin and venial sin</li> </ul>	Jesus Forgives a Woman's Sins (Luke 7:36–50)	mortal sin, venial sin
6	Jesus Loves and Cares for Us	<ul style="list-style-type: none"> <li>to recognize that Jesus loves and cares for us as a good shepherd cares for his sheep</li> <li>to recall that Jesus seeks us out when we stray, and we can return through the Sacrament of Reconciliation</li> <li>to explain that we express our sorrow for having sinned in the Act of Contrition</li> </ul>	Jesus Is the Good Shepherd (John 10:1–18)	penance, Act of Contrition, contrition
7	Jesus Helps Us Always	<ul style="list-style-type: none"> <li>to recognize Jesus as the Son of God who is with us in times of trouble</li> <li>to define ourselves as disciples of Jesus who call on him in the Sacrament of Reconciliation</li> <li>to explain that our sins are forgiven and we are restored to peace when we receive absolution</li> </ul>	Jesus Helps Us in Times of Trouble (Matthew 8:23–27)	disciple, absolution, conscience
8	The Holy Spirit Teaches Us	<ul style="list-style-type: none"> <li>to recognize that the Holy Spirit is our helper and guide</li> <li>to identify that the Holy Spirit helps us in an examination of conscience as we prepare to receive the Sacrament of Reconciliation</li> <li>to review the key words and important concepts of these chapters in preparation for the Sacrament of Reconciliation</li> </ul>	Jesus Sends the Holy Spirit to Help Us (John 14:15–31)	examination of conscience



# Program Components

Activity Booklets

The Catholic Children's Bible



Stickers

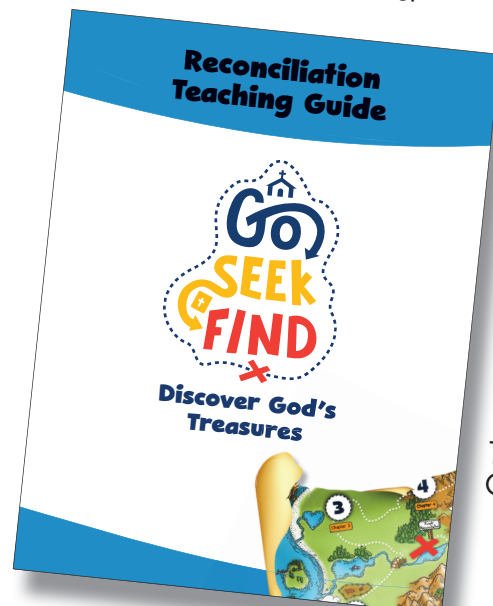


Treasure Map



Student Booklet

The Rite of Reconciliation and Key Words Booklet



Teaching Guide

# Reconciliation Teaching Guide

## Understanding the Components

### Teaching Guide

**Background Focus** provides quick, easy-to-read insights about the theme of the chapter.

**Lesson Goals** shows the key desired outcomes of the chapter.

A list of **Materials Needed** helps you adequately prepare for the lesson.

18

**Chapter 1**

**Featured Story**  
The Risen Jesus Appears to Mary Magdalene (John 20:11–18)

**Lesson Goals**

- to identify that Christ died, rose from the dead, and is with us now
- to recognize that we meet Jesus in the sacraments
- to express that we confess our sins and are forgiven by God in the Sacrament of Reconciliation

**Lesson at a Glance**

**Go** (10 minutes)  
Opening Prayer  
Engage Activity

**Seek** (30 minutes)  
Featured Story  
Core Learning Activity

**Find** (20 minutes)  
God's Treasure of Forgiveness  
Lesson Wrap-Up  
Closing Prayer


**Materials Needed**

- The Catholic Children's Bible* and chapter 1 activity booklet
- materials for any of the optional activities you choose

**Music Suggestions**

- "I Believe in Jesus," by Invitation Music (Invitation Publishing)
- "With Us" (Acoustic) [Live], by Hillsong Live (Hillsong Music)

## Jesus Is Always with Us



**Background Focus**

Every sacrament is a treasure because every sacrament is a gift of the presence of God. Given to the Church by Jesus Christ, the sacraments bring his presence to us through human words and actions and through material elements like water, bread, wine, and oil.

The sacraments use the gifts of the material world to bring us into the realm of the spiritual. The sacraments are "doorways to the sacred." There is a particular place in the Mass in which the water and wine are mingled in the chalice, and the priest prays, "By the mystery of this water and wine may we come to share in the divinity of Christ who humbled himself to share in our humanity" (*Roman Missal*). Our humanity is the water. The divinity of Christ is the wine.

In every sacrament, our lives are mingled with Christ's living and risen presence. The Sacrament of Reconciliation is one of the sacraments that does not have an external material or earthly element (like water, bread, or oil) as part of its celebration. In the Sacrament of Reconciliation, the earthly element is the confession of sins, and the presence of Christ, in his love and forgiveness, is mediated by a hand extended in blessing and the comforting sound of a human voice, "I absolve you from your sins in the name of the Father, and of the Son, and of the Holy Spirit" (*Rite of Penance*).

**Go (10 minutes)**

**Opening Prayer**

- Invite the children to turn to page 1 in their chapter 1 activity booklets and locate the prayer on that page.
- Begin prayer by leading the children in the Sign of the Cross, then saying, "Let us remember we are in the holy presence of God." Allow about 10 seconds of silence.
- Read the prayer in the activity booklet to the group. Invite all of the children to say "Amen," and then close with another Sign of the Cross. Ask the children to close their activity booklets for now.

The **Go** part of the lesson begins with an opening prayer that is found in the activity booklets.

Two **Music Suggestions** are offered for possible incorporation into the lesson.

After the opening prayer, an **Engage Activity** will spark interest and create excitement in the children.

### Engage Activity

- Invite the children to recall everything they know about Jesus and record their answers on the board. Give them some examples if they need help. (Answers might include: born in Bethlehem, is the Son of God, healed people and taught people about God, was crucified on the cross, etc.)
- Emphasize the point that Jesus died, was buried, and rose from the dead. Remind the children that this is what Christians celebrate each year on a very special and holy day. Ask them if they can name that holy day, the greatest day of the year. (Easter)
- Tell the children that they will read about Jesus rising from the dead and will explore why that is important for us today.

### Seek (30 minutes)

#### Featured Story

- Invite the children to find John 20:11–18 in *The Catholic Children's Bible* (page 1701).
- Direct them to turn to page 1702 and place an "I found it!" sticker next to the Featured Story.
- Tell them that the words between the leaves on page 1702 are a shortened version of the Scripture story on the previous page.
- Ask the children to look at the artwork on pages 1702–1703. Invite them to describe what they see in the artwork and to predict what the Bible story might be about.
- Invite a volunteer to read the title on the page, and ask the children to share what the words "Risen Jesus" mean. (Jesus was crucified on the cross, but he rose again and is now risen from the dead.)
- Ask the children to share what they know about Mary Magdalene. (She was a friend to Jesus. She loved Jesus very much. That's why she was visiting his grave.)
- Read the Bible story to the children. Then ask the children several questions to check for comprehension, such as these:
  - Why was Mary Magdalene crying? (She did not know where Jesus was.)

The **Seek** part of the lesson invites the children to interact directly with the Bible and learn key sacrament-related themes through important Bible stories.

Jesus Is Always with Us 19

- What did the angels ask her? ("Woman, why are you crying?")
- What did Mary Magdalene answer? ("They have taken my Lord away, and I do not know where they have put him!")
- What happened when Mary Magdalene turned around? (She saw Jesus.)
- Remind the children that this Bible story is the story of the very first Easter Sunday, when Jesus rose from the dead.
- Have the children read the story in their Bibles open.

### Understand

- Read Understand the story to the children, or invite a volunteer to read it.
- Invite the children to read the story, asking them to read to each other.
- Review these questions:

- Mary Magdalene died. She was buried.
- When she found his body, she was very sad.
- Then she thought she didn't know his name.
- Jesus was with her. She ran to him.

### Live It!

- Invite a volunteer to read the story to the children, or read it aloud.
- Ask the children to share what they learned from the story.
- What would you feel like if you were Mary Magdalene?
- How did she feel when she saw Jesus?
- Explain to the children that Jesus rose from the dead and is always with us today in a special way.
- Pray this short prayer with the children: "Jesus, thank you for being with us today."

20 Reconciliation Teaching Guide

### Tell It!

- Ask the children to look at the images in Tell It! on page 1703.
- Invite the children to find a partner and use the images to retell the Bible reading as best they can.
- Encourage several volunteers to stand and summarize the Bible reading for the group, using the images in Tell It!
- Have the children use some of the smaller stickers to mark parts of the Featured Story pages that capture their interest. Remind them to save enough stickers to use on the remaining chapters.

### Core Learning Activity

#### The Bible Says

- Invite the children to gather in a circle, if there is space, or to stand at their places with their hands at their sides.
- Explain that we will play a game similar to Simon Says.
- Give directions in these or similar words:
  - We will begin by standing with our hands at our sides.
  - When I say, "The Bible says, 'Christ has died,'" everyone will crunch down, put their hands over their heads, and repeat, "Christ has died." Then everyone will stand up again with hands at sides.
  - When I say, "The Bible says, 'Christ is risen,'" everyone will lift their arms into the air and say, "Christ is risen. Alleluia!" *Alleluia* means, "Praise God!" Then everyone will put their hands at their sides again and wait for the next direction.
  - If I don't say, "The Bible says," then you are to stand still and do nothing.
  - If you move when I do not say, "The Bible says," you will be out of the game. The last person standing is the winner.

**Note:** As in the game Simon Says, vary your directions, sometimes saying, "The Bible says," and sometimes omitting it. Remind the children to stand with their hands at their sides while awaiting the next direction. It will be helpful to end the game with, "The Bible says, 'Christ has risen,'" to end on a positive note. You may want to arrange the children into teams.

The **Find** part of the lesson relays key information about the sacrament the children are preparing for.

dren into teams. The team with the most members still standing at the end of the game (when you call "time!") is the winner.

### Process the Activity

- Remind the children of the Bible story for the day and how happy Mary Magdalene was when she realized that Jesus had risen from the dead.
- Tell the children that Jesus, rising from the dead is Good News that we celebrate each year at Easter. Explain that we rejoice in this and celebrate the fact that Jesus continues to be present to us in a special way today.

### Additional Activity Options

If the core activity would not work for your group for any reason, you may choose to use any of the Additional Activities on page 22 in its place.

### Find (20 minutes)

#### God's Treasure of Forgiveness

- Tell the children that Jesus gave us seven great and holy signs of God's love, and that these signs are called **sacraments**. Explain that Jesus is present to us in a special way in the sacraments so that we can follow him more closely. Tell them that the sacraments give us **grace**, the gift of God's life in us, which makes us God's children and helps us to stay away from **sin** and to do good things. Explain that a sin is something we say, do, or think that does not follow God's Law.
- List the Seven Sacraments on the board for the children, and give a brief description of each. Explain how the Sacraments of Baptism, Confirmation, and the Eucharist begin our life in the Church. Ask the children how many of them know if they have been baptized.
- Continue by explaining that in Baptism, we become children of God and all of our sins are washed away. Tell the children that the sins we commit after Baptism are forgiven through the Sacrament of Reconciliation. Circle this sacrament on the board.
- Remind the children that this time together is to help them prepare for the Sacrament of Reconciliation. Tell them that this sacrament has many names:

Each lesson is anchored by a **Core Learning Activity**. This activity presents an aspect of the chapter theme in a fun, engaging, and memorable way.

- Its official Church name is: the **Sacrament of Penance and Reconciliation**. Often this is shortened to "the Sacrament of Penance" or "the Sacrament of Reconciliation."
- Often we call this sacrament "**confession**," because in it we confess what we have done wrong. We say, "We are going to confession tomorrow afternoon."
- Sometimes it is called "the sacrament of **conversion**," because this sacrament helps us to *convert*, or change, for the better.
- Help the children understand that the Sacrament of Reconciliation is a sacrament in which we meet Jesus in a special way. In this sacrament, we ask God to forgive us. Explain to them that after we confess our sins and are forgiven in the Sacrament of Reconciliation, we will be filled with new life again.
- Invite the children to turn to page 3 in the activity booklet and complete the activity.  
Answers: 1. *Forgive*, 2. *conversion*, 3. *Baptism*, 4. *confession*, 5. *better*. Word at bottom: *grace*

### Lesson Wrap-Up

- Invite the children to think back over all of the different things they did in this lesson, and invite volunteers to share some of the key things they learned.
- Take some time to get input from the group, and write their answers on the board.
- Ensure that the following points are made, write them on the board, and circle them:
  - Christ died, rose from the dead, and is with us now.
  - We meet Jesus in the sacraments.
  - We confess our sins and are forgiven by God in the Sacrament of Reconciliation.
- Ask the children to place the chapter 1 sticker in the correct circle on their treasure maps.



### Closing Prayer

- Begin prayer by leading the children in the Sign of the Cross, then saying, "Let us remember we are in the holy presence of God," followed by a few seconds of silence.
- Invite the children to come to you, one by one. Make the Sign of the Cross on each child's forehead as you say: "\_\_\_\_, God calls you by name. You are God's child. You belong to God." Encourage the child to respond, "Amen."
- Play a piece of music, if you have time, that speaks about belonging to God, being children of God, being called by name, or following Jesus.
- End with the Glory Be prayer (see page 1992 in *The Catholic Children's Bible*). Then close with a final Sign of the Cross.

Chapter 1

The Lesson Wrap-Up encourages the children to recall what they learned and mark their progress on their interactive treasure map.

## Additional Activities

Chapter 1

### Materials Needed

- none

### God Calls Me by Name (15 minutes)

- Invite the children to gather in a circle. Introduce yourself first, saying, "My name is \_\_\_\_ and I like \_\_\_\_." (Name something that starts with the first letter of your first name. For example, "I am Sara and I like sassafras.")
- Instruct the child next to you to say your name and add his or hers. (For example: "She is Sara and she likes sassafras. My name is Lucy and I like licorice.")
- The next child will say all three names and likes, including his or her own. (The group may help as needed, because the game will get more difficult. Keep the atmosphere light and fun, so no one feels inadequate for not being able to remember all the preceding names and likes.)
- At the end of the game, ask the children: "Did we have trouble remembering everyone's name and what they liked? (Yes) Does God have trouble remembering our names and what we like and don't like? (No) Why not? (God is all-knowing and all-loving. He loves us and knows us best of all.)"
- Remind the children that they became children of God at Baptism.

### Easter Egg Relay (15 minutes)

- Arrange the children into groups of four. Give each child in the group a plastic spoon.
- Invite the children in each group to stand together in a line, and give the first child in each line a plastic egg to balance on his or her spoon.
- Explain that this is a relay race and that the first person in the line will carry the egg on their spoon to the other end of the room and back. Tell them that if they drop the egg, they must come back to the front of the line and start over (this rule can be skipped if this proves too difficult for the children).
- Continue by telling them that when they return, they should move the egg, without using their hands, to the next person's spoon. Explain that this person will go to the other end of the room and back and will continue until the last person in each group returns.
- Tell the children that the first group to have all members return wins.
- Explain that the Easter egg reminds us that Jesus rose from the dead. Just like a baby chick breaks out of an egg, so Jesus left the tomb and is with us today.

### Jesus Loves Me (15 minutes)

- Show the video "Hey, Jesus Loves Me," by StJohnKIDSChurch, available on YouTube (3:53). This video, with lyrics, can be used to emphasize how much Jesus loves each one of us and how he is always ready to show us mercy.
- Invite volunteers to recall some of the ideas in the song.
- Remind the children that Jesus died and rose again to show us how much he loves us.

### Materials Needed

- plastic spoons
- plastic Easter eggs

### Materials Needed

- a computer with Internet access
- a computer projector

Additional Activities offers substitute options for the core learning activity. These additional activities also may be used to extend the lesson.



## Activity Booklets

### Reconciliation

#### Chapter 1



# Jesus Is Always with Us



## Prayer

Thank you, God, for this time we have together to prepare for the Sacrament of Reconciliation. Help us learn more about this sacrament and how it can help us be good followers of Jesus. Amen.

Each activity booklet begins with a **Prayer** that is used as the opening prayer for that chapter's lesson.

# 12 Reconciliation Teaching Guide

Page 2 (on left) features an activity that relates to content the children are learning about in the Bible.



Use the Bible passage on page 1702 of *The Catholic Children's Bible* (John 20:11-14,16) to find the answers. Write the number of the correct word or phrase on the line.

- |                   |               |
|-------------------|---------------|
| 1. Mary Magdalene | 3. Jesus      |
| 2. tomb           | 4. two angels |

- \_\_\_\_\_ She stood crying outside the tomb.
- \_\_\_\_\_ The place where the body of Jesus had been
- \_\_\_\_\_ They stood where the body of Jesus had been, one at the head and the other at the foot.
- \_\_\_\_\_ They asked her why she was crying.
- \_\_\_\_\_ She answered, "They have taken away my Lord."
- \_\_\_\_\_ She turned around and saw Jesus.
- \_\_\_\_\_ He said, "Mary!"

2

Complete each sentence with one of these five words. Write one letter on each line and in the circle to spell the correct word.

better	Baptism	forgive
conversion	confession	

1. In the Sacrament of Reconciliation, we ask God to \_\_\_\_\_  \_\_\_\_\_  us.
2. The word \_\_\_\_\_  \_\_\_\_\_ means "change."
3. In the Sacrament of \_\_\_\_\_  \_\_\_\_\_, we became children of God.
4. The Sacrament of Reconciliation is also called   \_\_\_\_\_.
5. In the Sacrament of Reconciliation, we change for the   \_\_\_\_\_.

Now write down the letters in the circles, in order.  
What do they spell?

\_\_\_\_\_

What is it? God's life in us!

3



Page 3 (on right) features an activity that relates to the sacrament content the children are learning about in the chapter.

The **Family Page** provides parents with helpful information about the chapter and key ideas to bring the lesson to life at home.

## Family Page



### Background Focus

Every sacrament is a treasure because every sacrament is a gift of the presence of God. Given to the Church by Jesus Christ, the sacraments bring his presence to us through human words and actions, and material elements like water, bread, wine, and oil.

The sacraments use the gifts of the material world to bring us into the realm of the spiritual. The sacraments are “doorways to the sacred.” There is a particular place in the Mass in which the water and wine are mingled in the chalice, and the priest prays: “By the mystery of this water and wine may we come to share in the divinity of Christ who humbled himself to share in our humanity” (*Roman Missal*).

Our humanity is the water. The divinity of Christ is the wine.

In every sacrament, our lives are mingled with Christ’s living and risen presence. The Sacrament of Reconciliation is one of the sacraments that does not have an external material or earthly element (like water, bread, or oil) as part of its celebration. In the Sacrament of Reconciliation, the earthly element is the confession of sins, and the presence of Christ, in his love and forgiveness, is mediated by a hand extended in blessing and the comforting sound of a human voice offering absolution and forgiveness of sins, in God’s name.



### Family Strategies

Our first community is the family, and learning to live in harmony at home is a first lesson in living in harmony with others. Harmony often involves following rules and procedures for the good of all. Present and enforce these rules and procedures as a source of family pride and identity. For example: In our family, we do not use electronics during meals; in our family, we do not call names; in our family, we serve guests first. You may soon hear a child explaining proudly to friends, “In our family . . .”

(The quotation on page 4 of this activity booklet is from the English translation of *The Roman Missal* © 2010, International Commission on English in the Liturgy Corporation [ICEL] [Washington, DC: United States Conference of Catholic Bishops, 2011], page 529. Copyright © 2011, USCCB, Washington, D.C. All rights reserved. Used with permission of the ICEL. [Texts contained in this work derived whole or in part from liturgical texts copyrighted by the International Commission on English in the Liturgy (ICEL) have been published here with the confirmation of the Committee on Divine Worship, United States Conference of Catholic Bishops. No other texts in this work have been formally reviewed or approved by the United States Conference of Catholic Bishops].)



### Family Activities

- Congratulate your child on beginning to prepare for Reconciliation. Talk about the sacrament together, and present the sacrament as an opportunity to experience God’s love and forgiveness and a chance to start over.
- Read the Scripture passage from this lesson together, either the shorter version (John 20:11–14, 16) or the longer one (John 20:11–29). Remind your child that the Risen Jesus will be present at the Sacrament of Reconciliation but will not be seen.
- Watch the YouTube video “In Good Hands (Baby Dedication Song),” by Ben Chilcote (5:04), which expresses a parental perspective on caring for “God’s child.” Emphasize to your child that we are precious to God and are in God’s good hands our entire lives.

### Pray It!



Pray this prayer together as a family, beginning and ending with the Sign of the Cross.

Risen Jesus, be with us each moment, especially as [name of child] prepares to receive the Sacrament of Reconciliation. Help us all to become good followers of Jesus. Amen.

## Treasure Map and Stickers

A **Treasure Map** helps the children track their progress through the chapters in a fun and engaging way that also reinforces what they learned.



## Reconciliation Stickers



**Stickers** are provided that contain key images from the different chapters. The children will use these stickers to track their progress on the treasure map.

**Stickers** are also provided to encourage the children to engage with their Bible and mark verses and other content that are meaningful to them.



# Key Elements of the Program

## Teaching Guide

The teaching guide divides each chapter into three main parts: “Go,” “Seek,” and “Find.” The “Go” section begins with an opening prayer and continues with a short activity to engage the children in the topic of the day. The “Seek” section involves exploring Scripture related to the sacrament of focus and a core learning activity centered on the chapter theme. The “Find” section provides the children with a deeper look into the meaning of the sacrament and concludes the lesson with a summary and a closing prayer.

## Activity Booklets

A fun and colorful activity booklet is provided for each chapter. Although intended for use as supportive group-learning activities, these booklets also may be completed at home with the family. They include the opening prayer used for each lesson, two activity pages that support the learning of the chapter, and a family page that offers families background on the chapter topic, strategies to integrate the values of Christian life into family life, and suggested activities related to the lesson to be done at home.

## Student Booklet

This booklet contains a child-friendly presentation of the Church’s teaching on the Sacrament of Reconciliation. Each chapter in this booklet connects to a chapter in the Teaching Guide and reinforces the core content presented in the lessons.

This booklet can also be used as:

- leader background, to help leaders present the content in child-friendly language
- a make-up resource for children who miss lessons
- family reading, so parents or guardians can read and discuss each chapter with their child
- a refresher for the children, reviewing key teachings about the Sacrament of Reconciliation just before receiving First Confession

## The Rite of Reconciliation and Key Words Booklet

The Sacrament of Reconciliation resources include an additional booklet that contains all of the key words used in the program, an outline of the Rite, and an examination of conscience.

## **Treasure Map**

The Sacrament of Reconciliation has its own treasure map. This unique and colorful resource is designed to build excitement as the children journey through the various chapters on the way to their first celebration of the sacrament. Using stickers with key images from the Bible stories to be read in each chapter, the children track their progress on a fun, engaging treasure map as they recall the key themes and lessons offered throughout the program.

## **Stickers**

A sticker sheet is included in the resources for the Sacrament of Reconciliation. In addition to the stickers that allow the children to track their progress on the treasure maps, there are stickers that allow the children to mark Featured Stories or key verses in the Bible that have special significance to them. This immerses children in the Bible and helps them retain key lessons and messages throughout.

## **Music Suggestions**

Music can add another wonderful dimension to this program. Each chapter includes two song suggestions that correspond to the chapter theme. These songs can be purchased and downloaded online. For a complete list of all of the songs for the program, please visit the online resources for this program at [www.smp.org/resourcecenter/books](http://www.smp.org/resourcecenter/books). Of course, you may also wish to add your own favorite hymns or songs such as those that are popular in your parish community.

## **Videos**

Options for activities that incorporate fun and engaging videos are provided throughout the program. Settings with the necessary technology can utilize this additional media to further enliven learning. These video suggestions are also included on the family page in the children's activity booklets, so if they are not used within the formal learning environment, they can be enjoyed at home with the family. Quick links to the video resources that are referenced throughout this program are available as part of the online resources for this program at [www.smp.org/resourcecenter/books](http://www.smp.org/resourcecenter/books).

# Additional Support Information

## Teaching with *The Catholic Children's Bible*

*Go Seek Find* is a unique sacrament-preparation program, as it immerses children directly in *The Catholic Children's Bible* and introduces key themes involved in sacrament preparation through Bible stories. This focus on Scripture builds important biblical literacy as it roots the themes of the sacraments in God's Word. It is important, therefore, that you are familiar with *The Catholic Children's Bible* in order to help children become comfortable and confident with its navigation and use. To this end, *The Catholic Children's Bible Leader Guide* was created. This invaluable resource will help you introduce *The Catholic Children's Bible* to children, as well as provide you with essential insights into how to help children read and understand Scripture. You can learn more about this helpful resource by contacting your local Saint Mary's Press representative or by visiting [www.smp.org](http://www.smp.org).

## Home Guide

For those programs that encourage parents to become the key educators of sacrament preparation in the home, *Go Seek Find* offers a Home Guide. This guide presents the core content of *Go Seek Find* in a way that is adapted for teaching and learning in the home. Clear instructions, accessible language, and activities that work in a home setting are the focus of this guide, making sacrament preparation at home an easy, fun, and engaging possibility. This free resource is offered online at [www.smp.org/resourcecenter/books](http://www.smp.org/resourcecenter/books).

## Optional Yearlong Program

Some parishes and schools prefer to devote the entire year to preparation for the first reception of the Sacraments of Reconciliation and the Eucharist. *Go Seek Find* can be adapted to a yearlong program by adding appropriate seasonal and liturgical lessons presented in *The Catholic Children's Bible Leader Guide*. Chapter 10 of this leader guide offers thirteen Scripture-based lessons that include an opening prayer, the reading of a Featured Story, an activity, and a closing prayer, and can easily supplement the lessons in the *Go Seek Find* program.

## Chapter 1

### Featured Story

The Risen Jesus Appears to Mary Magdalene (John 20:11–18)



### Lesson Goals

- to identify that Christ died, rose from the dead, and is with us now
- to recognize that we meet Jesus in the sacraments
- to express that we confess our sins and are forgiven by God in the Sacrament of Reconciliation

### Lesson at a Glance

- Go** (10 minutes)  
Opening Prayer  
Engage Activity
- Seek** (30 minutes)  
Featured Story  
Core Learning Activity
- Find** (20 minutes)  
God's Treasure of Forgiveness  
Lesson Wrap-Up  
Closing Prayer

### Materials Needed

- *The Catholic Children's Bible* and chapter 1 activity booklet
- materials for any of the optional activities you choose

### Music Suggestions

- "I Believe in Jesus," by Invitation Music (Invitation Publishing)
- "With Us" (Acoustic) [Live], by Hillsong Live (Hillsong Music)

# Jesus Is Always with Us

### Background Focus

Every sacrament is a treasure because every sacrament is a gift of the presence of God. Given to the Church by Jesus Christ, the sacraments bring his presence to us through human words and actions and through material elements like water, bread, wine, and oil.

The sacraments use the gifts of the material world to bring us into the realm of the spiritual. The sacraments are "doorways to the sacred." There is a particular place in the Mass in which the water and wine are mingled in the chalice, and the priest prays, "By the mystery of this water and wine may we come to share in the divinity of Christ who humbled himself to share in our humanity" (*Roman Missal*, page 529). Our humanity is the water. The divinity of Christ is the wine.

In every sacrament, our lives are mingled with Christ's living and risen presence. The Sacrament of Reconciliation is one of the sacraments that does not have an external material or earthly element (like water, bread, or oil) as part of its celebration. In the Sacrament of Reconciliation, the earthly element is the confession of sins, and the presence of Christ, in his love and forgiveness, is mediated by a hand extended in blessing and the comforting sound of a human voice, "I absolve you from your sins in the name of the Father, and of the Son, and of the Holy Spirit" (*Rite of Penance*).

### **Go** (10 minutes)

### Opening Prayer

- Invite the children to turn to page 1 in their chapter 1 activity booklets and locate the prayer on that page.
- Begin prayer by leading the children in the Sign of the Cross, then saying, "Let us remember we are in the holy presence of God." Allow about 10 seconds of silence.
- Read the prayer in the activity booklet to the group. Invite all of the children to say "Amen," and then close with another Sign of the Cross. Ask the children to close their activity booklets for now.