

Activity Booklet

The Catholic Children's BIBLE

Read It!
Live It!
Love It!®



The Catholic Children's BIBLE

*Maureen Gallo
Mary Kathleen Glavich, SND*



saint mary's press

The publishing team included Gloria Shahin, editorial director; and Joanna Dailey, editor and staff writer. The Seek and Find feature was contributed by Jim Geller and children Joe, Gaby, Max, and Sam. Prepress and manufacturing coordinated by the production departments of Saint Mary's Press.

Cover illustration by Nathan Hale

The scriptural quotations used in this publication are from the Good News Translation® (Today's English Version, Second Edition). Copyright © 1992 by the American Bible Society. All rights reserved. Bible text from the Good News Translation (GNT) is not to be reproduced in copies or otherwise by any means except as permitted in writing by the American Bible Society, 1865 Broadway, New York, NY 10023 (www.americanbible.org).

During this book's preparation, all citations, facts, figures, names, addresses, telephone numbers, Internet URLs, and other pieces of information cited within were verified for accuracy. The authors and Saint Mary's Press staff have made every attempt to reference current and valid sources, but we cannot guarantee the content of any source, and we are not responsible for any changes that may have occurred since our verification. If you find an error in, or have a question or concern about, any of the information or sources listed within, please contact Saint Mary's Press.

Copyright © 2013 by Saint Mary's Press, Christian Brothers Publications, 702 Terrace Heights, Winona, MN 55987-1320, www.smp.org. All rights reserved. Permission is granted to reproduce only the materials intended for distribution to the students. No other part of this booklet may be reproduced by any means without the written permission of the publisher.

Printed in the United States of America

4350

ISBN 978-1-59982-181-8

Contents

Welcome!	5
-----------------------	---

Featured Story Title

Activity Pages, Levels 1 and 2

1. God Made Us to Love and to Be Loved	7, 8
2. Adam and Eve Disobey God	9, 10
3. God Saves Noah's Family	11, 12
4. God Makes a Promise with Abraham	13, 14
5. A Lamb Saves God's People	15, 16
6. God Leads the Israelites Out of Egypt	17, 18
7. God Gives His People the Ten Commandments	19, 20
8. God Calls Samuel	21, 22
9. Samuel Anoints David as the Future King	23, 24
10. God Helps David Defeat Goliath	25, 26
11. Solomon Builds a Temple to Worship God	27, 28
12. We Ask God to Forgive Our Sins	29, 30
13. Isaiah Promises a Peaceful Kingdom	31, 32
14. Jonah Runs Away Instead of Obeying God	33, 34
15. Jesus' Birth Was Special	35, 36
16. Jesus Obeys His Heavenly Father	37, 38
17. Jesus Teaches Us How to Be Happy	39, 40
18. Jesus Teaches Us How to Pray	41, 42
19. Jesus Helps Us in Times of Trouble	43, 44
20. Jesus Makes Peter the First Pope	45, 46
21. Jesus Welcomes Children!	47, 48
22. Jesus Gives His Life for Us	49, 50

23.	Jesus Wants Us to Help Others Know Him	51, 52
24.	John the Baptist Prepares People for Jesus	53, 54
25.	Jesus Heals People from Sin and Sickness	55, 56
26.	Love Is the Greatest Commandment	57, 58
27.	The Last Supper	59, 60
28.	The Women Find the Empty Tomb	61, 62
29.	Mary Trusts God Completely	63, 64
30.	Jesus Says He Came to Save Us	65, 66
31.	The Transfiguration	67, 68
32.	The Good Samaritan	69, 70
33.	The Forgiving Father	71, 72
34.	Jesus Turns Water into Wine	73, 74
35.	Jesus Feeds a Huge Crowd	75, 76
36.	Jesus Is the Good Shepherd	77, 78
37.	Jesus Is Taken into Heaven	79, 80
38.	The Holy Spirit Comes to the Disciples	81, 82
39.	Saul Is Changed after Meeting Jesus	83, 84
40.	The New Jerusalem	85, 86
Answer Key for Seek and Find		87
Answer Key for Level 1 Activities		89
Answer Key for Level 2 Activities		93
Appendix: Scripture References for Activity Pages		98

Welcome!

Welcome to *The Catholic Children's Bible Activity Booklet*! This booklet was planned for use with the new and engaging *Catholic Children's Bible* from Saint Mary's Press.

Through the use of the reproducible activity pages here, you have yet another tool at your disposal to introduce children to Holy Scripture, to reinforce the Scripture message, and to help children incorporate that message into their everyday lives.

The Featured Stories Activity Pages

From all the Featured Stories in *The Catholic Children's Bible*, forty have been chosen for enhancement through these activity pages. These forty stories are ones that are most often read in the faith formation of young children and are themselves an outline of salvation history, from the Book of Genesis to the Book of Revelation. Each of these forty stories has, in this booklet, two related activities: Level 1 for younger children, about second-grade level; and Level 2 for older children, about third- or fourth-grade level.

As you may have noted, the activity pages are identified in the table of contents by the particular Featured Story title as found in *The Catholic Children's Bible*. Once you have found the activity pages relating to a particular Featured Story, you may then choose which activity, Level 1 or Level 2, to present to your group of children. The number of the Featured Story activity and its level can be found at the bottom of each activity page.

Level 1 and Level 2 activities differ in their degree of difficulty. (Level 1, of course, is easier.) Level 2 activities require a higher level of thinking or problem solving or may encompass a greater amount of scriptural material than the Level 1 activities. The Appendix at the back of this book tells you exactly what Scripture verses are covered in each activity.

Seek and Find

At the bottom of every activity page is a special feature called "Seek and Find." This is one search question to help the children engage with the beautiful and

compelling illustrations found in *The Catholic Children's Bible*. This question can be used as a springboard to further discussion about the Scripture story through the art that illustrates it.

Using Both Activity Pages

Just because you initially choose to present the activity for one level or the other does not mean that you cannot use both activity pages. Here are some ideas to reinforce your lesson with both activity pages.

Take-Home Activity Younger children may enjoy taking home the Level 2 activity as a family challenge. This will give families a reason to open their Bibles, to read Scripture as a family, and to work on the activity page together. Older children may enjoy bringing home the Level 1 activity to tell the Scripture story to younger brothers and sisters and then to help them do the activity sheet. Or, they may want to work on this sheet themselves at home.

Team Challenge Younger children who would not be able to do the Level 2 activity on their own may be able to do so in a team of two or three. Be sure to group children together who have varying abilities so that they can help one another.

Comprehension Check You might like to use the Level 1 activity with older children as a comprehension check. Ask the group to silently read to themselves the passage indicated. Then ask them to do the Level 1 activity on their own. Checking the activity in class will give you a good idea of the level of comprehension of each child. Before you present the Level 2 activity, review the Scripture story to make sure that all the children understand it.

In Scripture the number 40 is a symbol of a great length of time (forty years in the desert, a rain of forty days and forty nights). It is also a symbol of abundance. We hope that the forty Featured Stories and the related activity pages found in this booklet will indeed prove to be an abundant source of help, inspiration, and just plain fun as you introduce children to God's Word in Scripture.

Many blessings to you!


The Editors at Saint Mary's Press

Name: _____

Creation Mobile

Featured Story: God Made Us to Love and to Be Loved

Using a wire hanger and several pieces of string, make a Creation mobile. Color the pictures, cut out the shapes, and attach a piece of string to each. On the back of each picture, write what it shows that God created. Tie each of the strings to your hanger. Hang your "creation" in a special place.




Seek and Find: What animal is sitting on a rock and looking at the Tell It! frames?

Name: _____


Love-Gifts from God to Us

Featured Story: God Made Us to Love and to Be Loved


God made us and filled the world with gifts for us. In each box draw a gift that God made in the place that is named.




SKY



LAND



WATER



YOUR HOME



Seek and Find: How many butterflies do you see above the Understand It! title?

Name: _____

Tricked for a Treat

Featured Story: Adam and Eve Disobey God

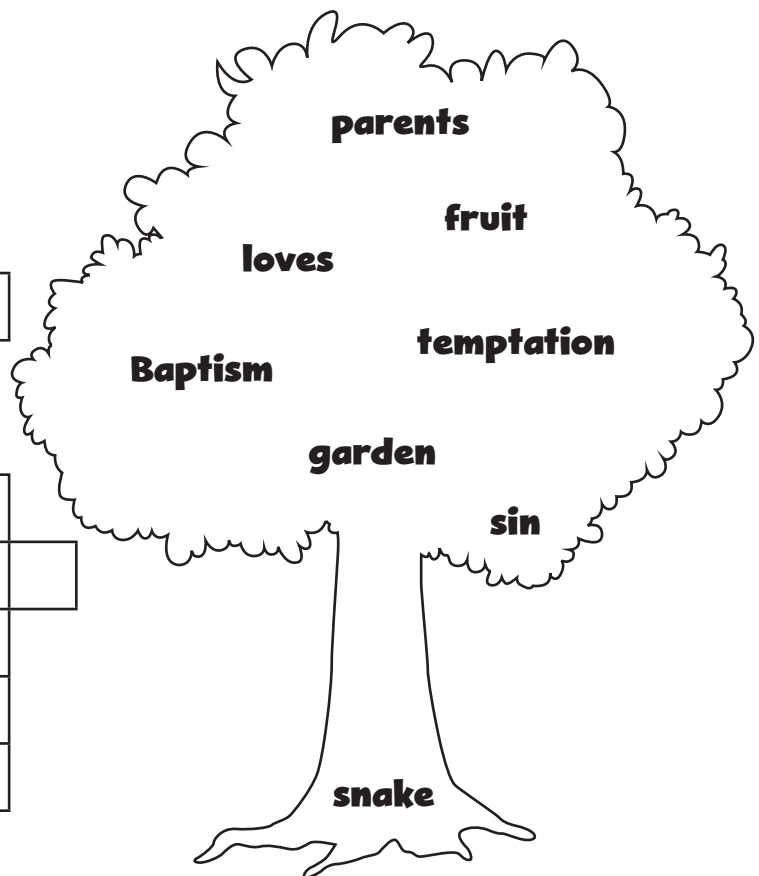
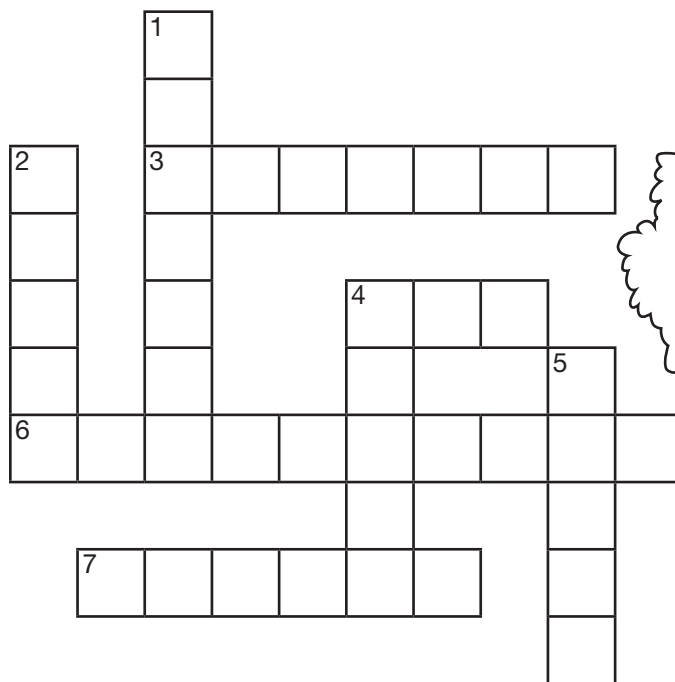
Find and read Genesis 3:1–13 in your Bible. Read each clue below. Find the answer in the tree. Write the word in the puzzle.

Across

3. The woman and man were our first ____.
4. ____ hurts our friendship with God.
6. When we give in to ____, we fail to love.
7. The woman and man were in a beautiful ____.

Down

1. The Sacrament of ____ gives us God's life again.
2. God told the woman not to eat the ____ from the middle tree.
4. The ____ tricked the woman.
5. God ____ us very much.



Seek and Find: What animal is hiding in the leaves above the story pages?

Name: _____

The Sad Story of the First Sin

Featured Story: Adam and Eve Disobey God


Put the missing word in each sentence in the crossword puzzle.

Across

2. Eve thought that the fruit would make her as wise as the ____ God.
5. A flaming ____ kept people from the tree of life.
6. Because our first parents sinned, they would die and become ____ again.
7. Adam blamed the ____ for his disobedience.
9. God made ____ for Adam and Eve.
11. After disobeying God, Adam and Eve realized they were ____.
13. ____ is the mother of all human beings.
14. The woman's punishment was ____ in giving birth.

Down

1. God said that the offspring of the woman would ____ the snake's head.
3. Adam and Eve were not to eat the ____ from a certain tree.
4. God punished the snake by making it ____.
6. Eve blamed the ____ for tempting her to eat what God had forbidden.
8. The man's punishment was to ____ hard to produce food.
10. The disobedience of Adam and Eve was the first ____.
12. Adam and Eve had to leave the Garden of ____.



Seek and Find: How many fruits are in the tree at the top of the story pages and in the box on the first page?