

RCL Benziger *presents*

A BIBLE for Today's Children



in English
and Spanish

THE
BIBLE
FOR LITTLE ONES



LA
BIBLIA
DE LOS MÁS PEQUEÑOS



SAMPLER



a Kendall Hunt Company

Dear Families,

There is a book that is called “the book,” to indicate that it is the book par excellence: THE BIBLE. God is the author of the Bible.

The Bible contains what God has communicated to us since the beginning of time. Above all, God narrates, that in the fullness of time, he gave us his Son, Jesus, so that he would share our human condition; then he would die and be resurrected for us.

The Bible, therefore, is the book that we should all know. It is our Church’s desire that the Bible reach the hands of all believers, including the very smallest among us. The Bible should be a book that is used and appreciated not only by our Church family, but by all families.

The Bible for Little Ones is a valuable resource available to children between three and seven years of age, their parents and families, and all those who are responsible for their religious formation. It can be used with children who have not yet learned to read or emerging readers. The beautiful illustrations, assist children in understanding and remembering the Scripture stories. Each Scripture story is presented with a simple teaching process that can be used with families or in the classroom. Because of the engaging illustrations and the catechetical process, there is also the possibility of using this book with children with special needs.

RCL Benziger presents *The Bible for Little Ones* to enrich the lives of children, parents and families, as well as catechists in their effort to listen, understand, and live the Word of God. May the children who are touched by this Bible, grow in their love of God and know that God loves them.

Your partner in ministry,
RCL Benziger



INTRODUCTION

The Bible for Little Ones is intended for boys and girls between the ages of approximately three and seven years old. It responds to the needs of many parents who want to help awaken the faith of young children.

The Bible for Little Ones has been developed as a catechetical process for both the children and for their parents and families. Together as a family, travel on a journey of faith with these biblical readings and suggested activities.

The Bible for Little Ones is a Bible for today's children. This journey with the children may help you recall some feelings from your early encounters with God.

The Bible for Little Ones is designed primarily for parents who want to pass on the faith in the family at home. It can also be used in parish religious education programs or in Catholic schools.

Novel Approach

The Bible for Little Ones offers a novel approach. Some traditional children's Bibles provide continuous reading of the Scripture stories, whereas this Bible intends for the children to listen to the essential biblical passages and internalize them through a catechetical process with activities. We must teach children that the Bible is not a book like any other. We must take good care of it because it is the Word of God.

There are two ways to read this book, both of which are valid. The first is as a guided reading accompanied by adults, which is more systematic; the second is more free and spontaneous, for whenever the children may want to browse through the book or just enjoy the pictures.

Biblical Text

Efforts have been made to respect the wording of the biblical texts when simplifying the wording for children. For this reason, the original texts selected are briefly presented according to their relevance in Salvation History and the age level of the children.

Reading This Bible

While the chosen sessions correspond to the historical order of the Bible, they do not necessarily have to be followed from beginning to end. Sometimes it may be necessary to start where the child has demonstrated religious readiness. At other times, the sessions are motivated by external events such as a religious holiday, the liturgical year, or a visit to church.

Children may approach the Bible in different ways depending on their interests and needs. At this stage in the awakening of the faith, it is important that children and adults enjoy every encounter with the Word of God. There will be other opportunities for a more systematic catechesis.

Keep in mind that young children may not know how to read, and also that they understand the world differently than older children. Children at this age do not have a sense of time and history, therefore the emphasis is placed on the religious message and not on the sequence of events. This is one of the reasons that young children like to hear the same story over and over again. Children learn in different ways, so the presentations, the insights, and the activities at the end of each session are varied.



3


GOD CREATES ANIMALS



God created all the animals that live on the Earth. Some animals keep us company. We will discover how God created the animals.

Then God said, "Let there be fish in the water and birds in the sky." And so it happened. That is how God created all the animals that live on the earth. And God saw that it was good. God blessed the animals saying, "Be fruitful and multiply. Let the earth be your home." There was evening and there was morning. It was the fifth day.

**Based on
Genesis 1:20-23**





GOD CREATES ANIMALS

Materials

Bring the family pet to the session if possible. Provide images or photographs of children's favorite animals, a poster board, glue, and markers or crayons.



Preparing the Session

Spend some time playing with the pet. If possible, keep the pet quiet so the children may concentrate on the session. If you do not have a pet, use a photo or drawing of the children's favorite animals. Continue with the story of Creation. It is time to talk about the creation of animals. Talk about how God gave us the animals to help us, to keep us company, and to give us food and shelter.



Making the Sign of the Cross

Before we look at the picture and read the Word of God, we greet God lovingly by making the Sign of the Cross together.



Singing Songs

Sing a children's song about Creation. Use hand motions, clapping, or simple musical instruments to help the children remember the song.



Sharing Inspiration

Look at the illustration and talk about what the images might mean. Ask questions for a deeper understanding, such as: What animals do you see? Are they big or small? Where are they: on the earth, in the sea, or in the air? Do you know their names? Which one do you like the most? What other animals do you know? Who created them? What do you think the hands in the picture mean? Let us find out.



Reading Scripture

Slowly read the Scripture on the previous page out loud. Think about the meaning of the words as you pray silently for a few moments. The reader ends with the following statement: "The Word of Lord." Everyone responds: "Thanks be to God."



Family Sharing

With the children, glue the photos of the pet or their favorite animals on the poster board. Draw the hands of God creating the animals as he takes care of us all. Color the drawing to give thanks to God for all the animals he created. Place this picture in a prominent place in the house where it is visible to the children.



Expressing Faith

Watch how your pets play. Or, look again at the image of the animals and how they might play. Hold your pet(s) and invite everyone to commit to take care of them and protect them. Everyone promises to care for and protect the other animals that God created. Then pray together.



Praying

Dear God, We thank you for the animals. They keep us company and give us food and shelter. They help us work and are at our side whenever we need them. We give you thanks, Lord. Amen.

Each child may spontaneously give thanks to God for animals and this family session. Pray the Glory Be and listen to the song again.

15

EL NACIMIENTO DE JESÚS EN BELÉN



Vamos a conocer cómo fue el nacimiento de
Jesús, nuestro Salvador, en un pesebre de Belén.

Y sucedió que, mientras estaban en Belén, le llegó a María el tiempo del parto y dio a luz a su hijo.

María lo envolvió en pañales y lo recostó en un pesebre, porque no había sitio en la posada.

Basado en Lucas 2, 6-7





EL NACIMIENTO DE JESÚS EN BELÉN

Material necesario

Fotos de los niños de la familia cuando eran bebés, una caja de zapatos, dos rulos, dos pelotitas, cáscara de nuez, algodón, plastilina blanca, trocitos de tela, papel de seda marrón, marcador negro, aserrín de madera, palillos, tijeras y pegamento.



Nos preparamos para el encuentro

Nos sentamos con los niños en algún lugar cómodo y acogedor y hablamos sobre el día de su nacimiento. Podemos utilizar las fotos de cuando eran bebés. Les contamos la felicidad de la familia aquel día. Recordamos la alegría y el agradecimiento a Dios por la llegada del nuevo hijo. Les decimos que a continuación vamos a ver cómo fue el nacimiento de Jesús, el Hijo de Dios y Salvador del mundo.



Antes de fijarnos en el dibujo y leer la Palabra de Dios, saludamos cariñosamente a Jesús haciendo juntos la Señal de la Cruz. Podemos cantar algún villancico acompañado con gestos, palmas o instrumentos sencillos.



Compartimos lo que nos sugiere la imagen

Nos fijamos en el dibujo y dialogamos sobre lo que nos sugiere la imagen de María y José cuidando a Jesús en el pesebre. Podemos hacernos las preguntas siguientes:

¿Quiénes están rodeando la cuna de Jesús? ¿Era de día o de noche? María y José están contentos acunando a Jesús mientras los animales le dan calor. ¿Por qué estarán tan contentos María y José? ¿Por qué será tan importante este momento?



Lectura del texto bíblico

Pausadamente, leemos el texto en la doble página anterior. Pensamos en él durante un breve momento de silencio y oración interior.

La persona que lee termina con la siguiente afirmación: «Palabra de Dios». Todos respondemos: «Te alabamos, Señor».



Signo

Contemplamos la imagen del pesebre y pensamos en lo que significa la llegada de un hijo. Imaginamos el gran amor con que María y José recibieron a Jesús. Luego, nos ponemos de rodillas, colocamos las manos juntas y, con recogimiento, recitamos la oración.



Oración

Querido Dios,

gracias por Jesús, María y José.

Gracias por cada uno de los miembros de nuestra familia y por los últimos nacimientos que hemos compartido.

Podemos nombrar a los últimos que han nacido y decimos: «Gracias, Señor, por el nacimiento de (nombre de cada uno)». Respondemos: «Gracias Señor». Le damos cada uno un beso a la imagen del Niño Jesús y cantamos de nuevo el villancico.



Actividad para compartir en familia

Construimos el portal de Belén utilizando la caja de zapatos. La forramos con el papel de seda marrón y pegamos en el techo aserrín de madera. Las pelotitas, sobre los rulos, representan a María y José, y los vestimos con las telas. Con el marcador les dibujamos los rostros. Hacemos la cuna con la cáscara de nuez llena de algodón y, en ella, ponemos a Jesús, hecho con plastilina y envuelto en un trocito de tela. Con el palillo marcamos los ojitos y la boca. Podemos hacer una foto a nuestro pesebre para compartir con los familiares y amigos. Además, podemos buscar alguna de las películas sobre Navidad y verla juntos, en familia.

PRAYERS TO REMEMBER AND PRAY AS A FAMILY



PRAYERS TO GOD

Our Father

This is the prayer that Jesus himself taught us.
(See Session 24)

Our Father, who art in heaven,
hallowed be thy name;
thy kingdom come,
thy will be done
on earth as it is in heaven.
Give us this day our daily bread,
and forgive us our trespasses,
as we forgive those who trespass
against us;
and lead us not into temptation,
but deliver us from evil.
Amen.

Glory Be

This is a song of praise in honor of the
Three Persons of the Holy Trinity.

Glory be to the Father
and to the Son
and to the Holy Spirit,
as it was in the beginning
is now, and ever shall be
world without end.
Amen.

Sign of the Cross

This is the mark of all Christians, since
Jesus died on the Cross to save us all.
(See Session 36)

In the name of the Father,
and of the Son,
and of the Holy Spirit.
Amen.



ORACIONES A LA VIRGEN MARÍA

Ave María

En ella repetimos las palabras que escuchó la Virgen María del ángel Gabriel y de santa Isabel.
(Ver los encuentros 12 y 13)

Dios te salve, María,
llena eres de gracia;
el Señor es contigo.
Bendita Tú eres
entre todas las mujeres,
y bendito es el fruto de tu vientre,
Jesús.
Santa María, Madre de Dios,
ruega por nosotros, pecadores,
ahora y en la hora de nuestra muerte.
Amén.

Reina del Cielo

En tiempo de Pascua de Resurrección (desde el Domingo de Resurrección hasta el Domingo de Pentecostés) es costumbre rezar a la Virgen María esta oración en lugar del Ángelus.
(Ver los encuentros 37-40)

Reina del Cielo alégrate; aleluya.
Porque el Señor a quien has
merecido llevar; aleluya.
Ha resucitado según su palabra;
aleluya.
Ruega al Señor por nosotros;
aleluya.
Gózate y alégrate, Virgen María;
aleluya.
Porque verdaderamente
ha resucitado el Señor; aleluya.

Ángelus

En esta oración recordamos a María en el momento más grande de su vida: la Anunciación.
(Ver el encuentro 12)

El ángel del Señor anunció a María.
Y concibió por obra y gracia
del Espíritu Santo.

Dios te salve, María...

He aquí la esclava del Señor.
Hágase en mi según tu palabra.

Dios te salve, María...

Y el Verbo de Dios se hizo hombre.
Y habitó entre nosotros.

Dios te salve, María...

Oremos

Infunde, Señor, tu gracia en nuestras
almas, para que los que hemos
conocido, por el anuncio del Ángel,
la Encarnación de tu Hijo Jesucristo,
lleguemos por los Méritos de su Pasión
y su Cruz, a la gloria de la
Resurrección.

Por Jesucristo Nuestro Señor. Amén.
Gloria al Padre...

INDEX

I. OLD TESTAMENT

9-54

Session 1: God's Gift of Creation	11-14
Session 2: God Creates Plants	15-18
Session 3: God Creates Animals	19-22
Session 4: God Creates People	23-26
Session 5: Adam and Eve Disobey God	27-30
Session 6: God Chooses Abraham	31-34
Session 7: Moses, Friend of God	35-38
Session 8: God Calls the Prophet Samuel	39-42
Session 9: David, God's Shepherd	43-46
Session 10: The Psalms: Songs and Poems for God	47-50
Session 11: Isaiah Announces the Coming of the Savior	51-54

II. NEW TESTAMENT

55-180

JESUS' INFANCY

56-92

Session 12: The Angel Gabriel Announces the Birth of Jesus to Mary	57-60
Session 13: The Virgin Mary Visits Her Cousin Elizabeth	61-64
Session 14: The Holy Family Journeys to Bethlehem	65-68
Session 15: The Birth of Jesus in Bethlehem	69-72
Session 16: The Angels Announce the Birth of Jesus to the Shepherds	73-76
Session 17: The Three Wise Men Worship Jesus	77-80
Session 18: Jesus' Life in Nazareth	81-84
Session 19: Jesus and the Teachers of the Law	85-88
Session 20: The Holy Family in Nazareth	89-92

JESUS' PUBLIC LIFE

93-134

Session 21: The Baptism of Jesus	95-98
Session 22: Jesus Chooses the Apostles	99-102
Session 23: Jesus at a Wedding in Cana	103-106
Session 24: Jesus Teaches Us the Our Father	107-110
Session 25: Jesus' Disciples: Fishers of People	111-114
Session 26: Jesus Calms the Storm	115-118
Session 27: Jesus and the Multiplication of the Loaves	119-122
Session 28: Jesus the Good Shepherd	123-126
Session 29: Jesus Shares the Parable of the Farmer	127-130
Session 30: Jesus Walks on Water	131-134

JESUS' DEATH AND RESURRECTION

135-180

Session 31: Jesus Enters Jerusalem	137-140
Session 32: Jesus Washes the Feet of the Apostles	141-144
Session 33: Jesus and the Last Supper	145-148
Session 34: Jesus Gives Us a New Commandment	149-152
Session 35: Jesus Is Condemned to Death	153-156
Session 36: Jesus Died on the Cross and Laid in a Tomb	157-160
Session 37: Jesus Rose and Lives Forever	161-164
Session 38: The Risen Jesus Appeared to the Apostles	165-168
Session 39: Jesus on the Road to Emmaus	169-172
Session 40: The Risen Jesus Returns to the Father	173-176
Session 41: Mary and the Apostles Receive the Holy Spirit	177-180

PRAYERS TO REMEMBER AND PRAY AS A FAMILY

181-184

MUSIC SUGGESTIONS

185

Inspire young children and lead them along their developing faith journeys!



STORIES OF GOD'S LOVE PRESCHOOL AND KINDERGARTEN

The Scripture-based format of *Stories of God's Love* begins where every catechesis should begin—by touching children's hearts with the Gospel message. With this complete religion readiness program, young children learn about God's love through developmentally appropriate Scripture stories and engaging stories of their own lives. A team of respected early childhood specialists wrote *Stories of God's Love* with a choice of either single-day or multi-day formats for ages 3–4, 4–5, and kindergarten.

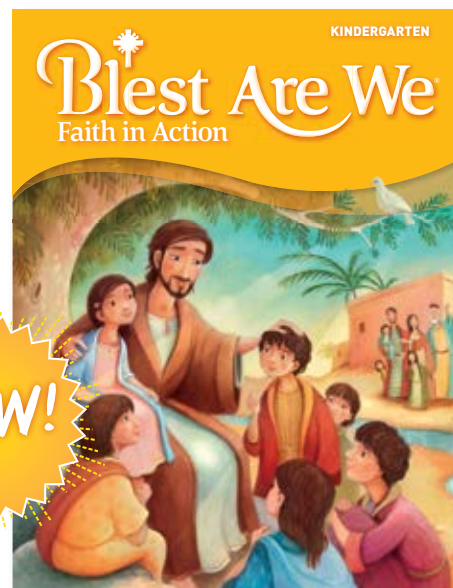
REQUEST MORE INFORMATION AT
bit.ly/RCLBMORE*

BLEST ARE WE FAITH IN ACTION KINDERGARTEN

The ***Blest Are We Faith in Action*** religious education program was developed according to the four pillars of the ***Catechism of the Catholic Church***. These four parts of the Catechism are identified by the words **Believe**, **Worship**, **Live**, and **Pray**.



NEW FEATURES:

- Beautifully illustrated covers depicting key Scripture stories
- Increased focus on students with special needs, with teaching tips in every chapter
- A **Faith in Action** feature that establishes a strong connection to Catholic Social Teaching



*case sensitive

Also available from RCL Benziger...



a Kendall Hunt Company

RCLBenziger.com ✦

8805 Governor's Hill Drive
Suite 220
Cincinnati, OH 45249
877-275-4725



T8060