

# **Our Life with Jesus**

**Parish Catechist Manual**



# Our Life with Jesus

## Parish Catechist Manual

Faith and Life Series

Third Edition

BOOK THREE

Ignatius Press, San Francisco

Catholics United for the Faith, Steubenville, Ohio

Contributors:

Catholics United for the Faith, Sister Teresa Wynne, I.H.M., Colette Ellis, M.A., Marilyn Hogan, Christopher Bess, Matthew Ramsay, Todd Coury, Jennifer Thomm, Julie Johnson, M.T.S., and Diane Eriksen

Catholics United for the Faith, Inc. and Ignatius Press gratefully acknowledge the guidance and assistance of the late Reverend Monsignor Eugene Kevane, former Director of the Pontifical Catechetical Institute, Diocese of Arlington, Virginia, in the production of the First Edition of this series.

We also like to acknowledge Barbara Morgan for her steadfast support of the Faith and Life series and her counsel in developing the Parish Catechist Manual.

Unless otherwise noted, Scripture quotations have been taken from the Revised Standard Version of the Holy Bible, Second Catholic Edition, © 2006. The Revised Standard Version of the Holy Bible: the Old Testament, © 1952, 2006; the Apocrypha, © 1957, 2006; the New Testament, © 1946, 2006; the Catholic Edition of the Old Testament, incorporating the Apocrypha, © 1966, 2006, the Catholic Edition of the New Testament, © 1965, 2006 by the Division of Christian Education of the National Council of the Churches of Christ in the United States of America. All rights reserved.

Excerpts from the English translation of The Roman Missal © 2010, International Commission on English in the Liturgy Corporation. All rights reserved.

See [www.faithandliveseries.com](http://www.faithandliveseries.com) for additional tools and resources

© 2016 by Ignatius Press, San Francisco

All rights reserved

ISBN 978-1-58617-863-5

Printed in Canada

# Contents

INTRODUCTION TO PARISH CATECHIST MANUAL	vii
NOTES FOR CATECHISTS	
• Catechesis: Nature and Purpose	vii
• Catechist: God’s Instrument	vii
• The Role of Parents: The First Catechists	vii
FAITH AND LIFE PARISH CURRICULUM	
• Parish Catechist Manual	viii
• Third Edition Components	viii
• Pedagogy	ix
• Methodology	x
• Ecclesial Methodology	x
• Optional Activities and Resources	xi
• Other Methods	xi
GRADE 3 OVERVIEW	
• Grade 3 Text Overview	xii
• Grade 3 Scope and Sequence	xii
• Grade 3 Lesson Outline	xiii
• Grade 3 Salvation History Overview	xiii
• Resources	xiv
• Overview of the Parish Catechist Manual Supplemental Lessons	xvi
LESSONS	
• Introductory Lesson–Salvation History	xix
• Lessons 1–22	1
• Liturgical Year Lessons	233
• Words to Know	249
• Prayers	251
• Appendices	
◦ Appendix A Summary	255
◦ Appendix B Summary	256
◦ Quizzes and Unit Tests	A-1
◦ Salvation History Timeline	A-45



# INTRODUCTION TO PARISH CATECHIST MANUAL

Welcome to the *Faith and Life* Series Parish Catechist Manual. We would like to begin by thanking you for responding to God's call to pass down our Catholic Faith to our children. We hope that this resource will help you to enter in to this most important task, and that the Holy Spirit will guide you, your students, and their families as you journey together in faith, hope, and love. Please take time to read through this introduction.

You are more than simply one who imparts a set of facts. You are a catechist, and the role of a catechist is even broader and deeper than the already important role of a teacher. The word "catechesis" comes from the Greek, meaning "to echo the teaching," and the teaching that you are echoing down will come not only through the words you say, but through the life you live and the witness you give. Your first and most important task, then, as a catechist is to commit yourself more deeply to a life of prayer and holiness, asking God to strengthen you as a disciple and then to help you lead others to the Faith.

## NOTES FOR CATECHISTS

### Catechesis: Nature and Purpose

Catechesis is the systematic instruction of children, young people, and adults in the Catholic Faith and the teachings of the Church with the goal of making them into Christ's disciples (cf. CCC 5). It is the handing-on of Christ's message to His people. The *General Catechetical Directory* describes catechesis as a form of ministry of God's Word, "which is intended to make men's faith living, conscious, and active, through the light of instruction" (GDC 17; 1971).

Catechesis is part of the evangelization process of turning toward Christ. Evangelization is a first hearing of the Good News of salvation. This can be a moment or a process of conversion. Therefore, as catechists, we must be always evangelizing our youth by leading them to Jesus Christ. This manual includes discussion and activities that encourage evangelical engagement.

### The Catechist: God's Instrument

To be a catechist is to be God's instrument. Every catechist has a responsibility to teach the fullness of the truth faithfully, while witnessing to those entrusted to His care. A fervent sacramental life and regular prayer life are the catechist's best personal preparation. Any instructor can use textbooks and teaching tools, learn various methods for effective classroom participation, and develop lesson plans to facilitate an academic environment. But nothing is as important as witnessing through your words and deeds and petitioning God for the ongoing formation and spiritual growth of the students. No matter how much knowledge you impart to your students, you should recognize that you merely plant the seeds of faith that God Himself must cultivate in their souls.

John Paul II states in *Catechesi Tradendae*: "At the heart of catechesis we find ... the Person of Jesus of Nazareth.... In catechesis it is Christ ... who is taught ... and it is Christ alone who teaches" (CT 5, 6). Religious education must always be centered on the Triune God, and on Christ Himself. God chose to reveal Himself throughout salvation history, through His creation, the prophets, the Scriptures, and most perfectly in the Person Jesus Christ. This revelation, preserved faithfully through Sacred Scripture and Tradition, has been entrusted to the Church that every catechist is called to serve.

Through catechesis, you should guide your students to seek, accept, and profoundly investigate the Gospel so that they in turn may become witnesses to Christ. The *Faith and Life* series assists the catechist in this role by integrating the *Catechism of the Catholic Church* together with Sacred Scripture into the lessons.

### The Role of Parents: The First Catechists

The family provides the first and most important introduction to Christian faith and practice for any child, since parents are the primary educators of their children. Instruction in the Faith, which begins

at an early age, should include not only the parents' good Christian example, but also a formation in prayer and virtue as well as an explanation and review of what students have learned from religious instruction and attending liturgical events.

Parental participation is an integral component of the faith formation of children. Catechists should involve parents in their children's instruction. As a catechist you should discuss with parents the program and methods you are using, consult with them about better ways to teach their children, and encourage them to ask for assistance if problems arise. Let parents know that you are there to help them fulfill their duties in forming and educating their children in Christ (cf. *GDC* 226, 227).

The *Faith and Life* Family Guide is an excellent resource that equips parents to become involved as the primary educators of their children's faith formation.

## FAITH AND LIFE PARISH CURRICULUM

### Parish Catechist Manual

The *Faith and Life* Parish Catechist Manual has been developed for once-a-week parish catechetical programs. This manual replaces the parish lesson plans available online that are used with the school Teacher Manual. The online parish lesson plans and the specific directives from the school Teacher Manual have been integrated into one easy-to-use Parish Catechist Manual.

The Parish Catechist Manual is used with the *Faith and Life* Third Edition Student Text, Activity Book, and Family Guide. The parish curriculum occasionally combines chapters from the Third Edition textbooks in order to provide a curriculum of 22 weeks plus 3 supplemental lessons, yielding a total of 25 teaching lessons. If parish programs add liturgical events such as Mass, Confessions, etc., parishes have a total of 30+ sessions. This allows flexibility for programs that meet between 22 and 36 weeks per year. The supplemental lessons include a grade-level introductory lesson with an overview of salvation history as related to each grade level, and two lessons on the liturgical year.

See Ecclesial Methodology below for more details on implementation.

### Third Edition Components

The *Faith and Life* series for grades one through eight has been used in schools, parishes, and homes across the country since its original publication in 1984. This Third Edition of the original series continues our commitment to the faithful transmission of the teachings of the Roman Catholic Church, placing special emphasis on the importance of Scripture and the *Catechism of the Catholic Church*.

**The Third Edition Student Text, Student Activity Book, and Family Guide correlate with both the Teacher Manual (for schools) and the Parish Catechist Manual (for parish programs).**

**Student Text:** *Faith and Life* Student Texts are written at an advanced reading level in order to maintain the richness of the Faith with a depth of understanding. Salvation history and doctrine is presented in a way that challenges the student's intellect so that its meaning resonates with students. In order to optimize use of this series, the text should not be used merely as a reader. This manual with suggested methodologies should be used in order to implement this series effectively. Chapter reading can be done by students either before each class or following each class.

Each chapter opens with a passage from Sacred Scripture. Additional Scripture verses are interspersed throughout the books to help demonstrate the biblical backing of the Faith. The chapters close with catechism questions that distill and synthesize key doctrinal elements from the *Catechism of the Catholic Church*. These questions are used either for memorization or for review purposes.

Each text chapter offers new vocabulary words in bold type. These words are also defined in a glossary found at the end of the book. Additionally, at the end of each text is a section of common Catholic prayers.

One of the first things you will notice about the *Faith and Life* Student Texts is the beautiful and inspiring religious artwork. Faith has inspired art for centuries, and religious art has, in turn, inspired our Faith. Art is a valuable educational tool, especially in the teaching of religious truths to children, for, in addition to the oral and written word, it offers a visual image of the subject matter. Art can also be



a source of meditation for students and catechists alike as they investigate the paintings, discuss the religious imagery, and come to understand the beautiful symbols and the artistic expressions of the realities they communicate. This manual gives a basic description for each work of art.

**Activity Book:** The *Faith and Life* Activity Books contain four supplemental written activities for each chapter. These activities consist of a variety of activities that reinforce or apply what the students have learned in class. These can be used for reinforcement, enrichment, student assessment of the material learned, or homework.

In the primary grades the activities focus on drawing, coloring, and simple puzzles and exercises. In the middle grades, the activities focus on comprehension and integration; memorization is also emphasized. In the final grades the activities focus on comprehension and synthesis of the ideas expressed, as students are encouraged to integrate, both intellectually and actively, what they have been taught.

**Family Guide:** The Family Guide is designed to guide parents in their children's faith formation and to equip them as primary teachers of the Faith. Step-by-step instructions assist parents each week through prayer, study, life application, and means of living out the Faith. Parents, too, grow in their understanding of Jesus Christ and the Catholic Faith through the Family Guide. The Family Guide is an optional component, but its use is strongly suggested to maximize parental participation.

**Assessment Tools:** Chapter quizzes and unit tests are available in parish manuals and online. Additional yearly cumulative tests are also available. There is a wide variation in the application of the quizzes and tests, depending on the goals of your parish program. Quizzes and tests can be used simply as reinforcement or as an assessment of student understanding of the material. It is important that students read chapters and study vocabulary words in order to prepare for quizzes and unit tests. Quizzes may also be used as a follow-up for chapter reading at home. You may want to consider open-book quizzes as well.

Catechists may also use Parish Catechist Manual discussion questions or Activity Book questions as an informal assessment of student understanding of subject matter.

**Curriculum Outline:** A full detailed curriculum outline is available for each grade level. You may download these on [www.faithandlifeseries.com](http://www.faithandlifeseries.com).

**Parish Catechist Manual Curriculum:** A 22–25 week outline of the Parish Curriculum can be found in this manual on pages xii–xiii and is available on [www.faithandlifeseries.com](http://www.faithandlifeseries.com).

## Pedagogy

Pedagogy can be simply defined as the art of teaching. When asked by the Deacon Deogratias, “How are we to catechize?” Saint Augustine responded, “The instruction should begin with a narration of God’s dealings with man from the creation of the world down to the present period of Church history; they should all be referred to love as their final cause” (no. 10). The *Faith and Life* series mimics this pedagogy. Through the narration of salvation history students learn about God’s saving actions. This foundational structure serves as the basis for a deeper understanding of the Faith, which elicits a response of faith.

*Faith and Life* models the divine pedagogy—the manner in which God has revealed Himself. The Church has passed on His revelation. The content of the Faith unfolds through the story of salvation history as presented in Sacred Scripture and developed in Sacred Tradition. Doctrinal, liturgical, moral, and spiritual elements of the Faith flow from God’s saving work in history. Each lesson in *Faith and Life* should be taught within the context of the narrative of God’s love story so that the Good News of Jesus Christ is evident to students. Lessons and teaching resources allow for a variety of activities for different learning styles and educational needs, but all students participate in the common approach of drawing on Scripture and salvation as the basis for coming to understand sacred doctrine, the Sacred Liturgy, and the moral and spiritual life. Students encounter life in Christ and the Church as a living whole.

By using *Faith and Life*, catechists not only pass down doctrinal truths of the Faith, but moreover they echo down a family story of love. This story is one that begins with creation by a loving God, and one that moves each of us through this earthly life to life eternal in a love that never ends. For this reason, it is important that we share our family story of faith, also known as salvation history. When we share the story of salvation history, this narration increasingly becomes our own story. It then leaves in the hearts of our young students the knowledge that they have been loved into being by a God Who has a special plan for their lives.

To assist catechists in effectively implementing this pedagogical structure, the parish curriculum provides several tools: (1) a written overview of salvation history to provide a bird's-eye view of the pedagogical structure; (2) a timeline of salvation history; (3) an introductory lesson of salvation history for each grade level; and (4) liturgical year lessons that are presented within the context of salvation history. Each lesson of the *Faith and Life* series should be taught within the context of salvation history in order that the love story becomes the story of each student.

## Methodology

This parish manual incorporates various catechetical methods. Imparting knowledge of the Faith is accomplished through prayer, liturgy, words, and deeds, as well as through activities. While methods are important, nothing can replace the value of the catechist. The catechist must be a witness to faith working in his life. Catechists should also be open to the promptings of the Holy Spirit, Who inspires and convicts us of truth.

Love should be the golden thread of the entire catechetical process. The content of the Faith is primarily about God, Who loves us. Through a catechist's response of love, we seek to make disciples who also respond in faith out of love. Our ultimate goal then is for the Word of God to become flesh in our hearts and the hearts of our students.

The parish manual uses the Ecclesial Methodology for each lesson. It is important for catechists to have a basic understanding of this methodology for optimal use of the *Faith and Life* Parish Catechist Manual. Monsignor Francis Kelly's book *The Mystery We Proclaim* gives a full explanation of the Ecclesial Methodology. Below you will find a summary of the five steps.

## Ecclesial Methodology

The Ecclesial Method is a comprehensive catechetical approach. Because evangelization is critical to the catechetical process, this Parish Catechist Manual provides engaging discussion and pedagogical techniques to engage the minds and hearts of students and lead them to conversion. In order to maximize the effectiveness of both the evangelization and catechetical process, all of the steps should be used. Each step of each lesson indicates a specific time allotment to provide for a total of 60–90 minutes per class session. Optional activities are provided for different teaching styles or for longer sessions.

While using this manual, be sure to keep close to the prescribed time allotments. The time designation "30–40 minutes" means 30 minutes for a one-hour class; 40 minutes for an hour and a half class. In order to maximize the effectiveness of the Ecclesial Method, it is important to finish the lesson and use all of the five steps. Lessons can be expanded by using all of the optional activities and discussion. Lessons can be condensed by using focus points, summaries, and conclusions, and using less discussion under each focus.

**Preparation:** The preparation step in the Ecclesial Method is to prepare the students for learning and conversion. The intention is to draw students away from secular distractions into a prayerful learning environment, in order that they become open to the promptings of the Holy Spirit.

Depending on time and space limitations in a parish setting, the catechist may incorporate a sacred space or prayer table with visuals. Cover the table with a color to designate the liturgical season (purple: Advent, Lent; green: Ordinary Time; white: Christmas, Easter; red: the Passion, martyrs; etc.). This table may also include symbols that may be used in the lesson (crucifix, holy water, Bible, etc.).

The Parish Catechist Manual provides several tools to enhance the prayer experience of students. Depending on time limitations, choose one or more of the tools provided for the preparation: Sacred Scripture; sacred art; spontaneous or Catholic prayers.

Sacred Scripture and sacred art are inspired by God. Therefore, their use is an effective means that will give rise to the promptings of the Holy Spirit. Each chapter begins with a verse from Scripture that is related to the lesson. Read this Scripture verse with the short explanation provided. Sacred art draws students to Jesus Christ by visually and spiritually immersing them into the mysteries of Christ. Allow students to look at the art while you provide a very brief reflection. This step should be limited to a spiritual reflection.

**Proclamation:** The proclamation provides a succinct statement of truth. Its purpose is to convict the students of the Good News of Jesus Christ. Announce the provided proclamation with conviction. You



may want to repeat the proclamation slowly, but do not take time to explain it, as that is the purpose of the explanation.

**Explanation:** Once the proclamation has been made, it needs to be explained using methods that develop an understanding of the Faith that leads to conversion. The explanation step is generally divided into three to four focus points. Each focus point begins with a summary statement for the catechist. This is followed by bulleted discussion and ends with a conclusion. Discussion includes questions and answers. These questions provide opportunities to draw students into the lesson, assess student understanding, encourage evangelical engagement, and assist students to apply what they have learned to their lives, all leading students to become disciples of Christ. The explanation step ends with optional activities designed to reinforce the material learned or to nourish spiritual development.

Allocate your time so that you are able to teach all of the focus points. If time is tight, use the focus summaries with less discussion; if you have extra time, use the optional activities to expand on the lesson.

**Life Application:** Once the material has been presented and explained, catechists should facilitate a response of faith whereby students further absorb and incorporate the Faith into their lives. Because the Catholic Faith is a living faith through which we are forming young disciples, this is a critical step in the process. This step allows students to process their understanding of faith on a personal level so that it takes effect in their lives. Also, during this step, catechists should become witnesses to their own faith experiences as transformative and should encourage students to provide examples of their own lives. Specific discussion questions encourage students to apply what they have learned to the daily experiences of their lives. Choose one or more of the life application discussions or activities.

**Celebration:** The celebration should be carried out in a spirit of thanksgiving and praise. This step facilitates a celebration of our faith in God, hope for the Kingdom, and love of God and neighbor. Opportunities are provided to encounter Christ. Celebration activities include prayer, liturgical rites, the Sacraments, Scripture, songs, liturgical symbols, and the lives of the saints. Each lesson provides ways to celebrate and give glory to God in all that we do.

## Optional Activities and Resources

This manual has been developed to include flexible options for new or experienced catechists, class times that range 60–90 minutes, and style of teaching. Please note that the Activity Book and Family Guide are optional components depending on the allotted class time and catechist or parish preferences. Additional activities and resources (Appendix B) can be accessed online through [www.faithandlifeseries.com](http://www.faithandlifeseries.com).

## Other Methods Incorporated into the Framework of the Ecclesial Method

- Inductive and deductive methods: According to the *General Directory for Catechesis*, the inductive method “consists of presenting facts (about biblical events, liturgical acts, events in the Church’s life as well as events from daily life) so as to discern meaning these might have in divine Revelation” (GDC 150). Induction is the process of reasoning from particular to general principles. Deduction reasons from general to the particular and includes interpretation and determining cause and effect. These two methods, taken together, aid in the students’ understanding of the unity of the Faith, the interrelation of topics, and, most importantly, their practical applications. The parish manual provides step-by-step discussions and explanations that will engage students in their assimilation of the truths of the Faith.
- Formulas: Formulas allow for ease of memorization and better understanding of a topic. In the early stages of education, memorization should be used more frequently since children first need language to communicate meaning. In theology, semantics are very important, for Christians have died for their faith and schisms have occurred because of word use (e.g., the *Filioque* in the Nicene Creed still distinguishes Roman Catholics from Eastern Orthodox). Such formulas also provide a uniform method of speaking among the faithful. Formulas in the parish manual include chapter vocabulary words, catechism questions, or other means of expressing thoughts or ideas succinctly and accurately in a memorable form.
- Experience: Experience transforms abstract theories into applicable and memorable concepts. Catechists should use concrete examples in class and encourage their students to judge personal experience with

Christian values. Discussion questions in this manual or in the Activity Books provide an opportunity for students to provide and reflect on personal experiences. Students are encouraged to share experiences in which their lives have been transformed by faith.

- **Activity and creativity:** Activity and creativity can be understood as “learning while doing.” “The active participation of all the catechized . . . to respond to the gift of God through prayer, participation in the sacraments, the liturgy, ecclesial and social commitment, works of charity and promotion of human values, such as liberty, justice and peace and the protection of creation” (GDC 157). Creative activities also provide opportunities for students to participate actively and become engaged in the learning process. Creative activities include anything from skits to visual aids, such as the Chalk Talks, which provide concrete examples for abstract ideas.
- **Groups:** In catechesis the importance of group instruction is becoming more apparent. Groups aid the social and ecclesial formation of students, and they foster a sense of Christian co-responsibility and solidarity.

## GRADE 3 OVERVIEW

### Grade 3 Text Overview

The third grade text, *Our Life with Jesus*, is a simple introduction to Bible stories and teachings of the Faith. The third grader has an active imagination and is easily convinced by his emotions as well as his reason. The teacher should, therefore, make use of creative presentations reinforced through repetition, such as those included in this manual, in addition to the catechist’s personal good example.

### Grade 3 Scope and Sequence

**THEME:** God’s plan of salvation, from Creation to the Incarnation and redemption, to the birth of the Church at Pentecost and our life in the Church. Special emphasis is placed on the importance of the Sacraments of Penance and the Eucharist, and the Mass.

#### Weeks 1–4

- **Part I: Old Testament**
- Chapters 1–7: The Old Testament Covenant with God

#### Weeks 5–9

- **Part II: Obedience in Love**
- Chapters 8–14: Love of God through obedience to Him and His Laws; the Sacrament of Penance, where we meet Jesus in His mercy

#### Weeks 10–19

- **Part III: Life of Jesus**
- Chapters 15–25: The life of Jesus and the Sacrifice of the Mass; the Resurrection and Ascension of Jesus

#### Weeks 20–22

- **Part IV: Our Life in the Church**
- Chapters 26–30: Our part in the Church born of the Holy Spirit; our relationship with Mary and the Communion of Saints

## Grade 3 Lesson Outline—Our Life with Jesus

Faith and Life Series Parish Catechist Manual 22–25 Week Curriculum*		
LESSON #	CHAPTER	TOPIC
	S	INTRODUCTION
1	1–2	Blessed Trinity/Our Father/Creation
2	3	Reason/Revelation
3	4	Angels/Fall/Original Sin/Grace
4	5–7	Abraham/Moses/10 Commandments
5	8	David and Goliath
6	9–10	1st, 2nd, 3rd Commandments
7	11	4th and 5th Commandments
8	12	6th, 7th, 8th, 9th, 10th Commandments
9	13–14	Mercy, Forgiveness, Sacrament of Penance
10	15–16	Annunciation/Incarnation/Nativity
11	17	Miracles
12	18	The Last Supper/The First Mass
13	19	The Passion of Jesus/Sacrifice
14	20	The Sacrifice of the Mass
15	21	Liturgy of the Word
16	22	Liturgy of the Eucharist
17	23	Holy Communion
18	24	The Mass as Thanksgiving/Worthy Reception
19	25	Resurrection/Ascension
20	26	The Holy Spirit
21	27–28	The Church/The Sacraments
22	29–30	Mary and the Communion of Saints
	S	Advent/Christmas
	S	Lent/Easter
		S=SUPPLEMENTAL LESSON
*25 Week Curriculum includes 3 Supplemental Lessons: 1 Introduction Grade Level Overview of Salvation History and 2 Liturgical Year Lessons		
With addition of Mass/Confession and other liturgical year rites, etc., 25 weeks usually goes to 30–32 weeks. For parishes that have more than 25 teaching classes, it is suggested to expand combined chapters using provided optional activities.		

## GRADE 3 SALVATION HISTORY OVERVIEW

### Salvation History Overview

Every person has a family, and every family has a story. Some families are big, and some families are small; but when we gather together here at church, we realize that we all have a very large church family. And no matter which family or town or country we come from, there is one family to which we all belong—God’s family. To learn more about how we are all a part of God’s family, we need to listen to our family story. Let us begin, then, *in the beginning* ...

In the beginning, God had so much love that He wanted to share that love. The first way that God shared His love was by creating the whole universe, and everything in it. God created the Heaven and the earth, the light and the sky, the sea and the land. Then God created all of the living things—all kinds of beautiful plants, creatures of the sea, birds of the air, and every kind of animal and creature that crawls



on the earth. Finally, in the greatness of His love, God created people in His own image. Male and female He created them (Adam and Eve), and He told them to take good care of everything on earth He had given them. The place where Adam and Eve lived was called the Garden of Eden, and they lived in perfect happiness and unity with God, with one another, and with all of creation. It was truly paradise.

Because God loved Adam and Eve so much, He gave them the freedom to choose to listen to Him and to love Him in return. God warned Adam and Eve that they should not eat the fruit of the Tree of the Knowledge of Good and Evil, but the evil serpent came to trick them, and Adam and Eve disobeyed God and ate from that tree. Because Adam and Eve disobeyed God, sin and death entered the world, and life was not perfect anymore. Still, God loved Adam and Eve too much to leave them in their sin; He promised that He would send someone to save them from their sins so that they could live with God in perfect happiness and unity again.

God wanted His family to be back together again, and so He made special sacred family bonds (also known as covenants) with people to help bring His family back together. While sin had separated people from God, God used His special covenants to make His family bigger and bigger until we could all be one family again. After His first covenant with Adam and Eve in marriage, God made His next covenant with Noah and his whole family, saving them with an ark and giving a rainbow as a sign of God's everlasting love. Next, God made a covenant with Abraham, making him the father of large numbers of people. God then entrusted Moses with the Ten Commandments and made him the leader of a national family made of twelve tribes. Then a young man named David was chosen by God to be a king for the people, the leader of a national kingdom. All of these people were preparing the way for someone very special, the one whom God would send to bring all of the human family back together again.

Finally, God sent down His Son, Jesus, to save all of us from our sins and to bring back the whole human family from every household, every tribe, and every nation. Through Jesus' covenant, every person in the whole world could be united again in the same family under our one Father in Heaven, God. Where Adam and Eve failed to obey God and to sacrifice, Jesus and His Mother, Mary, always obeyed God the Father. Jesus even sacrificed His own life on the Cross so that we could be saved from our sins. On the third day after He died, Jesus rose from the dead and now lives in Heaven; He sent us the Holy Spirit to stay with us in the Church until Jesus comes to earth again at the end of the age.

When Jesus sent the Holy Spirit down on the day of Pentecost, this was the beginning of the Church. Through our Baptism, we receive that same Holy Spirit within us and receive the gifts of the Holy Spirit in our lives. Baptism is only one of the seven Sacraments that Jesus gave us through the Church to stay close to Him as we journey through this life toward Heaven. Jesus also gave us His Mother, Mary, as our Heavenly Mother, and all of the Communion of Saints as our spiritual brothers and sisters. Whenever we attend Mass and receive the Sacraments, we become closer to Jesus and to the whole family of God.

Just like we spend time with our own families at home to celebrate our lives together, we also come together as God's family to celebrate in the Church. Jesus gave us priests to baptize to take away our sins, so we could be God's adopted sons and daughters; to stand in His place, so that our sins can still be forgiven through the Sacrament of Reconciliation; and to give us Jesus in the Eucharist (Holy Communion) at Mass, so that we can always stay close to Him and to one another in this life.

Through Jesus, we are united with all of God's family throughout the whole world, and even with those already in Heaven, the saints. God the Father, His Son, Jesus, and the Holy Spirit, along with all of the angels and saints, are praying for us every day and hoping to someday welcome us to Heaven, our eternal home, where we will live for all eternity as one large family of God.

## RESOURCES

**Faith and Life website** ([www.faithandlifeseries.com](http://www.faithandlifeseries.com)): The following are available for each grade level: scope and sequence, curriculum outlines, samples, updates, Parent as Primary Educator in the Family Guide, webinars, and other resources.

**Online Resources:** Go to the resources tab for online resources for each chapter of each grade level. These include a lesson plan, PowerPoint presentation with visual aids, related video clip, and a related activity.

## Catechist Formation Resources at [www.faithandlifeseries.com](http://www.faithandlifeseries.com)

- *The Catechism of the Catholic Church and the Craft of Catechesis*, Ignatius Press
- Webinars provided: “Faith and Life Overview” and “How to Effectively Implement the Faith and Life Series.”
- *Faith and Life* Training Seminar DVD
  - Part I—Overview of Catechesis and *Faith and Life*
  - Part II—Ecclesial Methodology
  - Part III—Overview of Salvation History
- **Other Resources:**
  - Faith and Life Online website: Activities and sacred art explanations. *Faith and Life Online* is also available through this website.
  - *Education in Virtue*: Supplemental materials to teach and nurture virtue
  - Music: See specific music recommendations in each lesson. Website provides links for downloadable MP3s.
  - Bibles: Ignatius Bible: RSV, Second Catholic Edition, or *The Catholic Bible for Children* (M:CBS-P)

## The *Catechism of the Catholic Church*

The *Catechism of the Catholic Church* is an important tool for all catechists to use as a reference and teaching guide. The structure of the *Catechism* consists of four parts. The first two parts are about God’s saving works: Part 1, The Profession of Faith (the Creed); Part 2, The Celebration of the Christian Mystery (the Sacraments and the Liturgy). The remaining two parts consist of our response of faith: Part 3, Life in Christ; Part 4, Christian Prayer. Catechesis should begin with God’s works as found in the first two parts. “It is significant that these two parts precede those on morality and prayer, which identify the character of our response to God’s saving work for us and in us. God’s action comes first; how we live and pray comes second (*The Catechism of the Catholic Church and the Craft of Catechesis*, p. 21). *The Catechism of the Catholic Church* presents these pillars of truth as a living unity of faith. *Catechism* references are found at the beginning of each lesson.

**The Creed:** The Creed is a summary of the Faith and the Church’s baptismal promises. As a public profession of faith, Catholics find in it their identity as members of Christ’s Mystical Body. This is the Faith handed down from Christ to the Apostles and to the entire Church.

**Sacraments:** The seven Sacraments are outward signs instituted by Christ to confer grace. Active participation in the sacramental life of the Church, such as attending Mass prayerfully and faithfully, should be encouraged from a young age.

**The Moral Life:** The moral life does not limit; instead, it provides the boundaries that define the Catholic identity and allow for proper love of God and neighbor. A right moral life is man’s gift to God, a response to His unconditional love, and a pathway to true freedom. Every Catholic should be an example to others.

**Prayer:** Prayer unites a person with God (through words, actions, silence, and presence) and should be encouraged and put into practice from early childhood. There are many forms of prayer, and each brings the soul closer to God.

# Faith and Life Series

## Overview of the Parish Catechist Manual

### Supplemental Lessons

#### Three Supplemental Lessons

The *Faith and Life* Series Parish Catechist Manual includes three supplemental lessons:

- Supplement #1—Introduction to Salvation History (used as an introduction and welcome)
- Supplement #2—Liturgical Year: Advent/Christmas
- Supplement #3—Liturgical Year: Lent/Easter

#### Aims of Faith and Life Supplemental Lessons

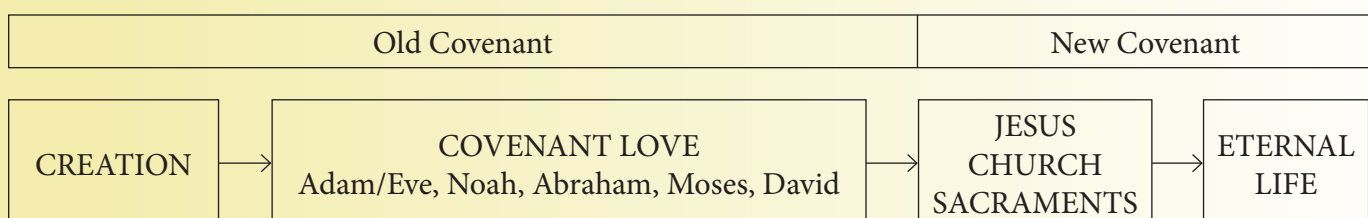
The story of salvation history provides the pedagogical structure of the *Faith and Life* series. Doctrinal, liturgical, spiritual, and moral elements of the Faith flow from this structure. Therefore, the objective of these supplements is to provide students with a bird's-eye view of God's saving plan. In these lessons students will learn that

- God has a plan for their lives and that they are part of His plan of love and mercy.
- God reveals His saving plan through covenant love.
- The purpose of our life on earth is to attain eternal life.
- Because of the sin of Adam and Eve the nature of man is fallen; therefore, each of us is in need of a Savior.
- Our Savior Jesus Christ became man and was crucified for our sins; He was resurrected from the dead and is a living God.
- God gave us the gift of the Church and the Sacraments as part of His plan.
- Each of us is called to a response of faith to Jesus' act of self-giving love. In our response of faith, we come to encounter the Risen Christ and live out the Gospel message.
- Through our faith response, we come to know, love, and serve our Lord, through Whom we will attain eternal life.
- Through our participation in the liturgical year, we walk with Christ as we celebrate the history of our salvation.

#### Salvation History Overview Supplement

This supplement provides students with a general overview of God's saving plan. Lessons for the Student Text should be presented within the context of this larger picture. Understanding salvation history provides purpose for learning and purpose for life itself. In order to implement the pedagogical structure of the series effectively, *it is strongly encouraged* to begin the year with the overview of salvation history found in each grade level lesson plan.

### GOD'S PLAN OF SALVATION OVERVIEW





Scripture References	Catechism References
<b>Salvation History</b> Creation: Genesis 1:1–2:25 Man Made in the Image of God: Genesis 1:26–27 Fall of Man: Genesis 3:1–24 The First Gospel: Genesis 3:15 Covenant with Adam and Eve: Genesis 1:27–28 Covenant with Noah: Genesis 9:1–17 Covenant with Abraham: Genesis 12:1–3 Covenant with Moses: Exodus 12:5; 24:8 Covenant with David: 2 Samuel 7:11–14 Jesus’ Fulfillment of Prophecies: Matthew 28:19 (Mark 1:8); John 19:32–33 (Psalm 34:20) Eternal Life: Revelation 21:1–3	<b>Salvation History</b> Old Law Preparation for the Gospel: 1964 God Forms His People: 62 Covenants: 54–64 Jesus’ Mission of Salvation: 456–60 Typology and Unity of the Old and New Testaments: 128–30, 140
<b>Advent/Christmas</b> Word Becomes Flesh: John 1:1, 14 Annunciation: Luke 1:28–35 Birth of Christ: Luke 2:5–7 Shepherds: Luke 2:8–11 Epiphany: Matthew 2:2–8	<b>Liturgical Year:</b> 1168–173 <b>Advent:</b> 522–24, 1095 <b>Christmas:</b> 1171 <ul style="list-style-type: none"> <li>• The Incarnation: 258, 262, 456–64</li> <li>• Conceived by the Power of the Holy Spirit and Born of the Virgin Mary: 484–511</li> <li>• The Christmas Mystery: 525–26</li> <li>• He Will Come Again in Glory: 668–77</li> </ul>
<b>Lent/Easter</b> Temptation of Christ: Matthew 4:3–7; Luke 4:5–7 Trial of Jesus: Mark 15:1–26 Last Supper: Matthew 26:17–30; Mark 14:13–26; Luke 22:11–22 Agony in the Garden: Mark 14:34–36 Passion of Christ: Matthew 26:30–27:54; Mark 14:26–15:25; Luke 22:39–23:33; John 19:23–42 Resurrection: Matthew 27:55–28:8; Mark 16:1–5; Luke 23:53–24:49; John 19:40–20:18 Ascension: Acts 1:1–11	<b>Lent:</b> 540, 1095, 1438 <b>Easter:</b> 638–58, 1168–70 <ul style="list-style-type: none"> <li>• Passion and Death of Christ: 595–637</li> <li>• Resurrection: 638</li> <li>• Ascension of Christ: 659–66</li> <li>• Pentecost: 731–32, 1076, 1287, 2623</li> <li>• Penance: 1430–39, 1450–60</li> <li>• Sin: 1846–76</li> </ul>

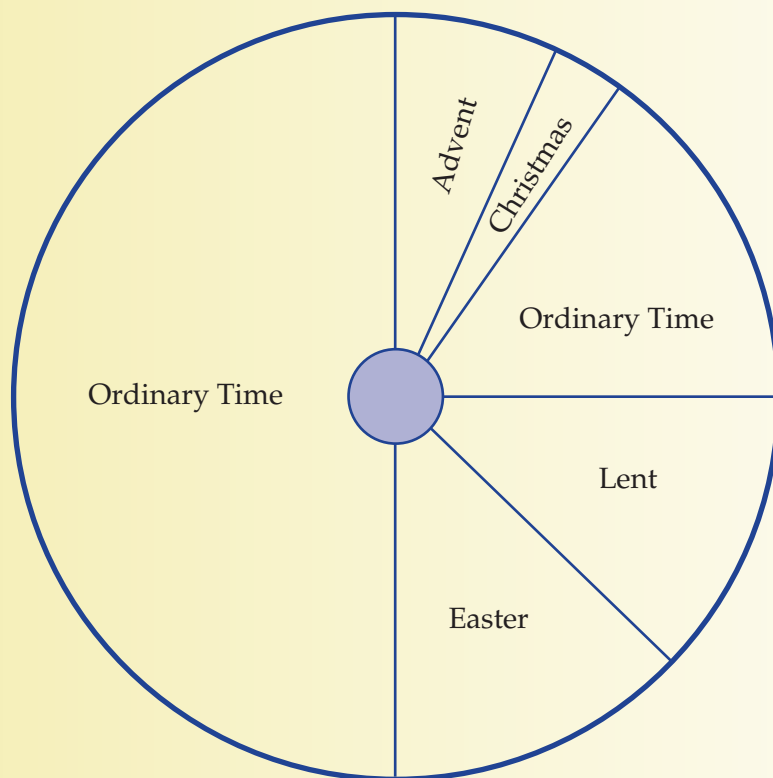
## Liturgical Year Supplement

The Church celebrates the history of our salvation through the liturgical calendar. This celebration begins with the season of Advent and culminates in the Easter season with the Resurrection of Jesus Christ. The last Sunday in the liturgical calendar is the Feast of Christ the King. The liturgical calendar is marked by events of the mysteries of the life of Christ as well as the lives of the saints and the Blessed Mother. In the *Faith and Life* series the liturgical year is naturally woven into the curriculum as it appropriately fits into the story of salvation history. However, in some grade levels supplemental chapters found at the end of the text highlight particular Church seasons. These liturgical year lessons maximize use of existing text material as they highlight aspects of the Church seasons. Through our participation in the liturgical year, which highlights the mysteries of Christ, salvation history continues and God’s story becomes our story.

## Liturgical Calendar

Use the following liturgical year calendar (or the one found in this Appendix). Point out to students that through the liturgical calendar year they participate in the story of salvation history.

*Almost every feast of the Church gives me a deeper knowledge of God and a special grace. That is why I prepare myself for each feast and unite myself closely with the spirit of the Church. (Saint Faustina Kowalska)*



# Grade 3

## Introduction to Salvation History

*Note to catechist: see Salvation History Overview in Introduction*

### LESSON FOCUS

This introductory lesson will introduce students to one another and to the theme of their book, *Our Life with Jesus*. God the Father loves us unconditionally, and He has a plan for us to be one with Him in Heaven one day. God tells us the love story between Himself and each of us in the Bible; this story is our love story. God makes a covenant of love with Adam and Eve, Noah, Abraham, Moses, and David. This covenant is fulfilled through Jesus Christ, His Church, and the Sacraments. Each of us is invited to come to know and love Jesus, Who will lead us to His heavenly home. Our life with Jesus is part of God's plan for us. We grow closer to Jesus through prayer, our life in the Church, and the Sacraments.

### AIMS

- Students will be introduced to one another and to the title of the grade level book and the theme of this year, *Our Life with Jesus*.
- Students will know that God loves them and has a plan for them to be in Heaven one day.
- Students will continue to see themselves as a part of God's love story as found in the Bible.

### Begin the Lesson

## Preparation (5 minutes)

*Use one or more of the following resources for prayer and student preparation for the lesson.*

### SCRIPTURE:

**"I am the resurrection and the life; he who believes in me, though he die, yet shall he live, and whoever lives and believes in me shall never die"** (John 11:25–26).

If we believe in Jesus, we will live forever in Heaven.

### SACRED ART: Student Text cover

*Resurrection of Lazarus (detail), Fra Angelico*

Jesus performed many miracles. (This is the raising of Lazarus, but he is not shown in the picture.) He tells us that if we believe in Him and live in Him, we will never die. We will live forever in Heaven.

### PRAYER WITH CHILDREN: Our Father, Student Text, p. 155

## Welcome (20–30 minutes)

- Welcome students to their third grade class. Introduce yourself and give the children a description of your life: your family, your interests, and your pets. Let them know how pleased you are to be their teacher this year.
- Go around the room and have each child introduce themselves and mention one special gift that they have that makes them unique. Explain to students that these unique gifts that they have are from God and may sometimes remind us of God. For example, Bobby says he is strong. This reminds us that God is all powerful because he is so strong. God made each one of us in His own image. Each part of us that is like God will never die.
- Hold up the Student Text, *Our Life with Jesus*. Explain the following: Here we see Jesus performing a miracle. (This is the raising of Lazarus, but he is not shown in the picture.) Jesus performed many miracles to show that He really is the

## MATERIALS

- Bible
- White Board and markers
- Grade 3 Student Text, *Our Life With Jesus*
- Copies of handout, Heavenly Liturgy (see Focus 1 Optional Activity) available in the Online Appendix.

## WORDS TO KNOW

**salvation history:** the story of God's plan to save each of us from the consequences of sin. Salvation history began with Creation and will continue to the end of time. Each of us is a part of this love story in our own lives. As the story unfolds, God's love and mercy become evident through His Son, Jesus Christ, as well as the Church and grace received in the Sacraments.

Savior of the world. Jesus not only performed miracles on earth but He reopened the gates of Heaven so that one day we can be with Him in Heaven. Jesus invites us to come to know and love Him; through our life with Jesus, we will be led to our heavenly home. This year we will come to know and love Jesus, Who is alive in our hearts.

## Proclamation (1 minute)

*(Proclaim slowly, then repeat.)*

God loves us and He has a plan that one day each of us will be with Him in His heavenly home. The Mass is Heaven on earth.

## Lesson Explanation (20–30 minutes)

*Explain focus points in your own words or use the discussion points and questions.*

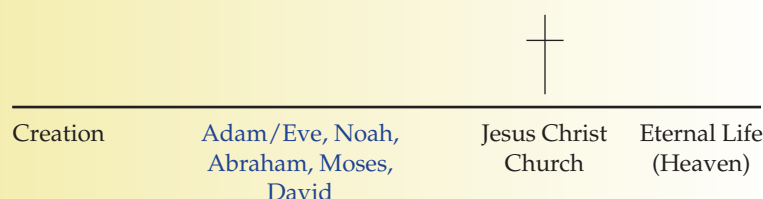
**Focus 1: God has a plan for each of us to be with Him in Heaven one day.** That plan is through our life with Jesus.

- God loves each of us very much. He has plans for us to be happy not only on earth; God has a plan that one day we will all be with Him in His home in Heaven.
  - **How do you think we get to Heaven?** (Jesus helps us to get to Heaven. Explain to students that no matter how good we may try to be, we still need Jesus in order to get to Heaven.)
  - **Who did God give us to help us get to Heaven?** (Jesus, our parents, and our teachers.)
  - **What do our parents and teachers do to teach us how to get to Heaven?** (They teach us how to pray, and they teach us about Jesus, His Church, and the Sacraments.)
  - **What did Jesus do to help us get to Heaven?** (Jesus died on the Cross and rose from the dead so that we can go to Heaven.)
  - **After Jesus died, how did He continue to lead us to Heaven?** (Jesus gave us the gift of the Church to lead us to Heaven; Jesus gave us the Sacraments to give us strength to love as we should love; Jesus sent the Holy Spirit to guide us.)
  - **What Sacraments have you already received that will help you get to Heaven?** (Baptism, Eucharist [Holy Communion], Reconciliation [Penance/Confession]; for some, Confirmation.)
  - **How do we know all of these things about God and Jesus?** (We learn about God and Jesus in the Bible, which is the Word of God, and by the teachings of the Church.)

**Conclusion:** Our life with Jesus is part of God's plan for us. We grow closer to Jesus through prayer, our life in the Church, and the Sacraments.

## Focus 2: God helps us to know and love Him by giving us the Bible.

- **Hold up a Bible.** Tell students the following: God's saving plan to help us get to Heaven is written in the Bible. Today we are going to look at the whole story, but during this year we are going to learn a lot more of the details.
  - *What makes you happy?* (Answers will vary.)
  - *Can you think of anything that would make you happier than you are now?* (Answers will vary.)
  - The Bible teaches us that our happiness on earth is very small compared to how happy we will be when we are with God in Heaven.
  - *What can you imagine that perfect happiness in Heaven will be like?* (Answers will vary; lead students to realize that earthly things and earthly happiness is not a lasting happiness.)
- **Show students** that the Bible is made up of two parts: the Old Testament and the New Testament.
  - *Do you know what part of the Bible tells about all of the promises that God makes?* (Old Testament.)
  - *Do you know what part of the Bible tells about Jesus?* (New Testament.)
  - *Who is the one Who keeps the promises that God made in the Old Testament?* (Jesus.)
  - **Draw** a simple timeline on the board. Explain to students that this timeline goes back thousands of years when God created the world; the timeline also goes forward to a time when we will be in Heaven. Tell students that the timeline will help to explain God's saving plan.



- God created each of us out of love.
  - *Where does God want everyone to be after our life on this earth?* (Heaven.)
  - Point to Creation at the beginning and Heaven at the end of the timeline.
  - Adam and Eve lived in paradise, where everything was perfect until they disobeyed God.
  - *After Adam and Eve disobeyed God, what happened in Heaven?* (The gates were closed.) (Put an X over Heaven.)
- Because God loves us so much, He made a promise to reopen the gates of Heaven.
  - *Who would He send to reopen the gates of Heaven?* (He promised to send His Son, Jesus, Who would come to reopen the gates of Heaven through His death and Resurrection.)



### FOCUS | OPTIONAL ACTIVITY

- Explain that Jesus plans for us to be perfectly happy in Heaven. He gives us a glimpse of Heaven on earth in the Mass. The Mass is actually like Heaven because the angels and saints are there. All of the people we have loved on earth will be in Heaven. There will be no pain and no tears. We have a moment of Heaven on earth in the Mass. After this explanation, give each student a copy of the Heavenly Liturgy handout (found in the Online Appendix) to color, or have students draw a picture of the altar during Mass, including the angels and saints, who surround the altar during Mass.

- Point to the cross over the center of the timeline, which represents the life, death, and Resurrection of Christ.
- The people waited a long time until Jesus came. During this time, God made promises to send Jesus, Who would be their Savior.
  - *Does anyone remember who else God made promises to besides Adam and Eve?* (Write these on timeline as students remember a few: God made a promise to Adam and Eve, Noah, Abraham, Moses, and David.)
  - *Does anyone remember how long the people waited after God formed His people through Abraham?* (Two thousand years after Abraham, Jesus was born.) (Erase the X over Heaven.)
- *What did Jesus do through His death and Resurrection?* (He opened the gates of Heaven.)
  - You are also in the timeline (mark a stick figure on the timeline after Jesus). God's plan for us is to get to Heaven so that we can be with Him.
  - *Who will lead us to Heaven?* (Jesus.)
  - *How do we know all of these things?* (God's plan is written in the Bible.)
  - Jesus leads us to Heaven. *What/who has He given us here on earth that will guide us?* (The Church and the Sacraments; our parents, teachers, priests.)
  - Our life with Jesus is very important, not only because He will lead us to Heaven, but also because if we follow Jesus, He will bless us and we will be happy here on earth.
  - *Can you name some ways that Jesus has blessed you in your life?* (Jesus has given me my parents; friends; faith, hope, and love.)

**Conclusion:** God's plan for our happiness on earth and in Heaven is written in the Bible.

### Review Supplemental Lesson—Introduction to Salvation History

- God has a plan for each of us to be with Him in Heaven one day. That plan is through our life with Jesus.
- God helps us to know and love Him by giving us the Bible.

## Application (10–15 minutes)

Choose one or more of the following for discussion.

- *What can each of us do to thank God for allowing us to be a part of His plan?* (Pray; go to Mass with our parents; be kind and loving.)

- We have hope that one day we will all be with Jesus in Heaven. ***But for now, how can we be close to Jesus?*** (Pray; receive Jesus in the Eucharist; offer up our sacrifices to Jesus.)
- ***How can we invite Jesus into our hearts? What can we say to Jesus?*** (Answers will vary. Wait for various responses and/or ask students to repeat after you: Dear Jesus, I invite You into my heart; please come into my heart today. I want to learn to love You so that I can be with You in Heaven one day.)

## Celebration (5–10 minutes)

- Pray in thanksgiving that we are all a part of God's plan: Dear God, thank You for my life and for all of the people and things in my life that will help me to be happy in my life and to get to Heaven. Help me to understand what true happiness is. Help me to pray and to understand that the Mass is Heaven on earth. Thank You for my parents, my family, and my friends. Thank You for my Catholic Faith, for my parish, and for the priests who help guide us to Heaven. Amen.





# Lesson 1

## Chapter 1—God Loves Us Chapter 2—God Created the World

### Correlated Materials

Student Text: Chapter 1, pp. 8–12;  
Chapter 2, pp. 13–16  
Activity Book: Chapter 1, pp. 1–4;  
Chapter 2, pp. 5–8  
Family Guide: G 3–1, pp. 136–37;  
G 3–2, pp. 138–39

#### CHAPTER FOCUS

God made us and loves us. Before He put the stars in the sky, He knew what we would look like, act like, and do. God's love is greater than any person's love because God is perfect. He is all holy, all wise, all merciful, all powerful, and all knowing. He also is eternal and infinite. He has always existed, and there is no limit to His goodness and greatness. There is one God, but in God there are three Persons: the Father, the Son, and the Holy Spirit. To show us how much He loves us and to help us be with Him forever, God the Son became a man, Jesus. He taught us that God is our Father and how to pray.

God is the Creator of Heaven and earth. He created the world from nothing, out of love. Everything in creation has a purpose and in some way reflects its Creator. This is especially true of the human person. Each of us is made in the image of God and was created to know, love, and serve God in this life and to be happy with Him forever in Heaven.

### Begin the Lesson

## Preparation (5–10 minutes)

*Use one or more of the following resources for prayer and student preparation for the lesson.*

**SCRIPTURE:** Student Text, p. 9

**"O give thanks to the LORD, for he is good, for his mercy endures forever. O give thanks to the God of gods, for his mercy endures forever. O give thanks to the Lord of lords, for his mercy endures forever" (Psalms 136:1–3).**

God is eternal. God is good. His love is everlasting.

Student Text, p. 13

**"In the beginning God created the heavens and the earth. The earth was without form and void, and darkness was upon the face of the deep; and the Spirit of God was moving over the face of the waters" (Genesis 1:1–2).**

God was present before time began. God created out of nothing. We see the Holy Spirit moving over the waters.

**SACRED ART:** Student Text, p. 8

God the Father is holding the earth in His hand, showing that the world and all that is in it were created by Him. He is blessing His creation with His right hand.

Student Text, p. 14

*Creation of the Animals*, Legouais

This painting shows the creation of the animals at the beginning of time.

#### PRAYER WITH CHILDREN:

Eternal, all-powerful, all-holy, all-wise, all-merciful, all-loving God, we thank You for the beautiful gift of creation that You have given to us out of love. Open our eyes to see You in all of Your creation. Open our ears to hear Your word and our hearts to choose the good. Open our minds to receive all that You have for us. Open our hands to serve You in our neighbors, and help us to be good stewards of Your creation.

To fulfill that purpose, we must use our free will to avoid sin and to love God.

## AIMS

- Students will grow in their awareness of God's love and His presence in their lives.
- Students will develop an understanding of our need for God.
- Students will understand that God loves us like a father and that He is our Heavenly Father.
- Students will develop the virtue of faith.
- Students will understand that life is a gift from God.
- Students will learn to develop an appreciation for all life, and to exercise responsible stewardship for the gift of creation.

## CATECHISM OF THE CATHOLIC CHURCH REFERENCES

- God as Creator of Heaven and Earth: 279–81, 325–27
- God Creates out of Wisdom and Love: 295, 315
- Holy Trinity: 249–56, 266
- Man Created in Image of God: 355–57, 380–81
- Perfections of God Known through Creation: 293–95, 315, 341
- Ways of Knowing God: 31–38, 46–48, 286
- Definition of Sin: 1849–51, 1871
- God Creates an Ordered and Good World: 299
- God Creates out of Nothing: 296–98, 317–18
- Heaven: 1023–29

# Proclamation (1 minute)

*(Proclaim slowly, then repeat.)*

God is eternal and perfect. He loves us and made us in His image to know and love Him. God created out of love and wants us to be with Him forever in Heaven.

# Lesson Explanation (35–45 minutes)

*Explain focus points in your own words or use the discussion points and questions.*

## Focus 1: God is perfect in every way.

- **Do you know anyone who is perfect in every way?** *(Answers will vary; lead students to realize that no one is perfect in every way, except for God.)*
- God is **all perfect**; He is perfect in every way.
- God is eternal, which means He had no beginning and no end. He will never die. He is all powerful, all holy, and all wise. His love and mercy are **infinite**, which means they are too great to be measured and are without end.

**Conclusion:** We can see God's perfection in creation.

## FOCUS 1 OPTIONAL ACTIVITIES

- God is infinite. **How does this help us to love others?** *(Answers will vary. Example: We are to love others like God loves us. Since He loves us no matter what, we need to love others, all the time, even when they hurt us or we don't feel like it.)*
- Activity Book, p. 1
- Have students use pictures to illustrate the perfections of God. For example, earth—God is eternal; flower—God is beauty; Jesus on the Cross—God is merciful. (See sidebar on p. 3.)
- **Write** the perfections of God on the board in different columns. Have students take turns drawing from pre-written cue cards or pictures and decide under which attribute they should be placed.

## Focus 2: God made us in His image and likeness.

- God was thinking of you, loving you, and wanting you from all eternity! He knew you, your face, your name, and everything about you before the earth ever existed. You are precious to Him. He loves you and made you just the way you are!
- God knows everything about us! He knows what we do, where we are, and even what we are thinking.

## MATERIALS

- Student Text
- Activity Book
- Chalkboard or dry erase board (a portable board is fine)
- Bible
- Crucifix

### Optional:

- Pictures of creation showing the perfections of God
- Cut-outs of a three-leaf clover, a dove, and a cross; colored pencils; pencils; paper; heart stickers
- Sentence strips
- *All People That on Earth Do Dwell* in the *Adoremus Hymnal*, #622; *All Creatures of Our God and King* in the *Adoremus Hymnal*, #600

## WORDS TO KNOW

**all perfect:** without fault or defect

**infinite:** without end

**prayer:** the lifting of the heart and mind to God; talking to God

**create:** to make something out of nothing

**Lord:** a name for Jesus because He is the King of the universe

**sin:** any wrong we do on purpose. Sin turns us away from God.

**Heaven:** the place of perfect happiness with God forever. Heaven is for those who have asked God to forgive their sins and who have died in His love.

## God's Perfections

- **Eternal**—God was, is, and always will be.
- **All powerful**—God made everything out of nothing.
- **All holy**—God is all good; all creation worships God.
- **All wise**—All creation works together according to God's plan.
- **All merciful**—God can forgive us when we sin.
- **All loving**—God does what is best for us.

- He loves you SO much that He made you in His image. He made a part of you, like Him, that will never die. This part of you is called your soul. Your soul is a spirit. You cannot see it. It gives you the power to think and love.
  - *How does our soul make us different from plants and animals?* (We are able to think and love as God loves. Animals can learn tricks and certain behaviors. They can even show affection. But animals cannot talk; they cannot learn to read or solve math problems. Animals cannot compose music, write stories, or paint pictures.)
- When God made us in His image, He opened up many treasures for us. The greatest of these treasures is God Himself.

**Conclusion:** God loves us so much that He wants to stay with us always.

## FOCUS 2 OPTIONAL ACTIVITIES

- Activity Book, pp. 2–3
- Have the children talk about how they reflect God's perfections. (*Answers will vary. Example: Johnny reminds us that God is all wise because of His knowledge of birds and how they are able to live in harmony with other creatures.*)

## Focus 3: There is only one God in three Divine

**Persons.** God the Son became man in the Person of Jesus to teach us about God. God desires that we know Him, love Him, and pray to Him.

- God loves us far more than anyone else could ever love us. He is our Heavenly Father.
- He gave us a soul so that we can love Him in return. Our soul allows us to love as God does.
- In order to love as God loves, we need God's life in our soul. We call God's life in us grace.
- There is only one God, but in God there are three Divine Persons: God the Father, God the Son, and God the Holy Spirit.
- Jesus is God the Son. He came to earth as a sign of God's love for us and to help us know and love Him.
- Jesus also taught us how to pray. **Prayer** is talking with God. It is a conversation. It is important to pray every day because it keeps us close to God.
  - *Where could you go to be alone with God?* (Room, chapel, prayer corner.)
  - *When can you take that special time with God?* (As soon as you wake up, before bed, anytime.)
  - *What are some ways you can pray with your family, classmates, and friends?* (With your family before bed—giving thanks for the day; with your classmates—for those who are sick; before a test; with your teammates—before and after a game.)

- *What are some Catholic prayers that we know? Our Father, Hail Mary, Glory Be, Prayer to Saint Michael, Memorare, Rosary, Chaplet of Divine Mercy.*

**Conclusion:** Jesus, Who is God, teaches us about God. All that God has made teaches us something about Him.

### FOCUS 3 OPTIONAL ACTIVITIES

- Activity Book, p. 4
- **Review** the doctrine of the Blessed Trinity with the students. You may use the shamrock to explain that there is one God (one shamrock) and three Divine Persons (three leaves).
- Go through the Our Father line by line and explain it.
  - **Our Father, Who art in Heaven:** If God is the Father of us all, we must love one another. God is in Heaven, and He is everywhere. Heaven is our final home.
  - **Hallowed be Thy Name:** May God's Name and presence be honored as holy.
  - **Thy Kingdom come:** May Jesus reign first on earth in the Church and forever in Heaven.
  - **Thy will be done on earth as it is in Heaven:** May we seek to know and do God's will.
  - **Give us this day our daily bread:** We ask God to care for all our needs, especially by giving us the Eucharist.
  - **And forgive us our trespasses as we forgive those who trespass against us:** May God forgive our sins as we forgive others.
  - **And lead us not into temptation, but deliver us from evil:** May God protect us and help us always to do good.

### Focus 4: God is the Creator of all things.

- In the beginning ... long, long, long ago, there was nothing. Only darkness and God. God was perfectly happy. But out of His infinite love and goodness, He wanted to share His life. So He created all of Heaven and earth. To **create** means to make out of nothing.
- We can **MAKE** things, but we need the proper materials. We cannot make the materials (like trees that give us wood). We can make, but we cannot create! Only God is so powerful that He can make something just by thinking of it and willing it to be.
- God created the sun, moon, stars, sky, sea, and land. He filled the sky with birds and the earth with animals of all kinds. Finally, God made man and woman in His own image and likeness. Adam was the first man, and Eve was the first woman.



#### FOCUS 4 OPTIONAL ACTIVITIES

- Activity Book, p. 5
- **Read Genesis 1–2: The story of Creation.**
  - List on the board what was created each day:
    - Day 1—light (day and night)
    - Day 2—waters and sky
    - Day 3—land, water, vegetation
    - Day 4—sun, moon, and stars
    - Day 5—water creatures and air creatures
    - Day 6—land creatures, man, woman
- **Work** on a class mural of Creation to hang on a bulletin board or wall, or have each student illustrate the story of Creation in individual books—one page for each day. Staple pages together and decorate a beautiful cover.

#### FOCUS 5 OPTIONAL ACTIVITIES

- Activity Book, p. 6
- **Have the children think of examples of how God's creation works together.** (Answers will vary. Example: Plants provide food for animals and man.)
- **Ask students how they can be good stewards in the world today.** (Answers will vary. Examples: picking up trash, recycling, planting trees, rescuing a pet from a shelter, etc.)

**Conclusion:** God created the heavens and the earth and everything in the heavens and on the earth. Man and woman were created in the image and likeness of God.

#### Focus 5: Everything God created is good, and God planned for all of nature to work together.

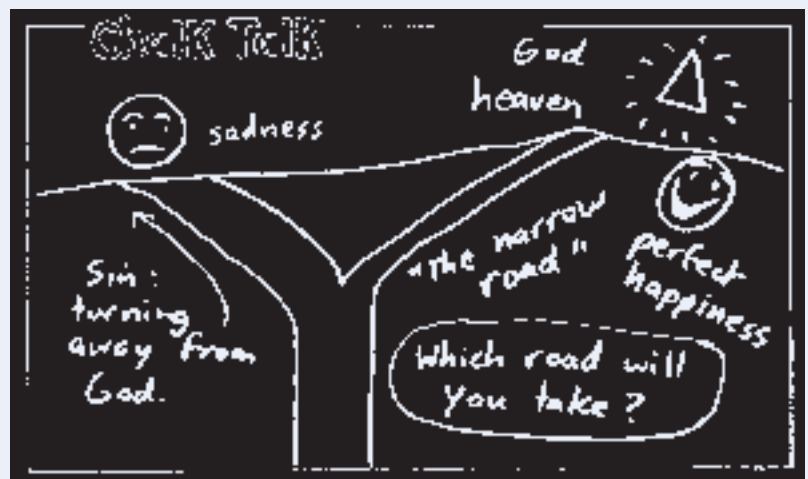
- Just as all of nature was created with a purpose, we too were created by God with a purpose. Our purpose is to be happy with God in Heaven.
- Everything in nature has a purpose and was planned by God. Everything in nature works together for the good of all.
- God is the **Lord**, or master of everything. It takes a brilliant plan to make all of nature work together. Only God could have created everything to work together as it does.
- God created you with a purpose too. He wants each of us to be in Heaven with Him for all of eternity.

**Conclusion:** Our purpose is to be happy with God in Heaven.

**Focus 6: Sin ruins God's plan for our happiness and our friendship with Him.** God gives us a free will to know, love, and serve Him. We can choose good and avoid evil.

- To know, love, and serve God means that we must use our minds, hearts, and bodies as God intended. We must be faithful to God. This is not always easy. As humans we have **free will**. This means that we can choose to do good and avoid evil, or we can choose to do evil.

#### CHALK TALK: WHICH ROAD WILL YOU TAKE?



- We have two paths in life. The path of sin, which brings sadness, or the narrow path, which gives us happiness and leads us to Heaven. (See sidebar.)
  - *Which road will you take? (Answers will vary.)*

## FOCUS 6 OPTIONAL ACTIVITIES

- Activity Book, p. 7
- **Read Genesis 3: The story of the Fall of Adam and Eve.**
  - *Ask the students how Adam and Eve sinned. Did they choose to go against God by their actions? (Yes.)*
  - *Did evil seem to be good? (Yes.)*
  - *How did they feel after they sinned? (Ashamed, sad, bad, like they wanted to run away and hide.)*
  - *How can we learn from the mistakes of Adam and Eve? (Stay away from anything that might take us away from God; avoid sin because we want to be close to God.)*

## FOCUS 7 OPTIONAL ACTIVITIES

- Have children draw a picture of what they imagine Heaven to be like.
- Activity Book, p. 8

- God gave us a mind and will so that we can know and understand what is right and what God wants us to do, and make a choice to follow God's will. We can choose to do right or choose to do wrong.
- **Sin** is any wrong we do on purpose. Sin turns us away from God.

**Conclusion:** We can choose good and avoid evil.

## Focus 7: God desires that all of us go to Heaven.

- **Heaven** is our greatest hope.
  - Heaven is the place of perfect happiness with God forever because we will be with Him and see Him face-to-face. God promises He will take us to Heaven if we love and serve Him in this world.
- We do not know exactly what Heaven will be like, but we do know that it will be more beautiful than what we could ever imagine. God tells us this in the Holy Bible.
  - *What do you imagine Heaven will be like? (Sunny, warm, beautiful flowers, lakes, rivers, mountains, butterflies, rainbows, etc.)*

**Conclusion:** God loves us so much that He has created all of these wonderful things for us to enjoy and has made us the promise of being happy with Him in Heaven forever!

## Review Lesson 1, Chapters 1 and 2 (3 minutes)

- God is eternal and perfect in every way. He made us in His image and likeness and desires that we know Him, love Him, serve Him, and pray to Him.
- God is the Creator of all things. He created out of love, and everything He created is good. God gives us a free will to know, love, and serve Him. We can choose good and avoid evil.
- God loves us and desires us to be with Him forever in Heaven. In order to get to Heaven, we must choose to know, love, and serve God, as well as do good and avoid evil.

## Application (10–20 minutes)

Choose one or more of the following for discussion:

- God desires that we know Him and pray to Him.
  - *Why should we talk to God? What are some of the things we can talk to Him about? (Prayer is talking with God. We need to pray every day because it keeps us close to Him. We can talk to Him about our day, things we are excited about or thankful for, things that scare us, and things that make us sad, and we can ask Him to help us and others.)*
- God gives us a free will to know, love, and serve Him. We can choose good and avoid evil. God desires that all of us go to Heaven.

## Saint Patrick of Ireland

### Born 385

Saint Patrick was born in Scotland around the year 385 to Roman parents living in Britain and in charge of the Roman colonies there. Around the age of fourteen he was captured and taken to Ireland as a slave and shepherd, at a time when Ireland was a land of Druids and pagans. He learned their language and customs, and then at age twenty, he escaped to the coast where sailors returned him to Gaul. He became a priest and then a bishop, and returned to Ireland in 433. Patrick preached the Gospel, converted thousands, and built churches all over Ireland. He used the shamrock to teach the Blessed Trinity. He is the patron saint of Ireland. His feast day is March 17.

## Saint Francis

### Assisi, Italy, 1181 to 1226

Saint Francis was born into a wealthy family in Assisi, Umbria (present-day Italy), around the year 1181. According to a legend that dates from the fifteenth century, he was born in a stable, like our Lord. As a young man he enjoyed music, fine clothes, and a showy display. He was called by God to reject the things of this world and instead embraced poverty. Francis founded the Franciscan Order in 1209 by permission of Pope Innocent III. He died on October 3, 1226. He was canonized by Gregory IX on July 16, 1228. The feast day of Saint Francis of Assisi is October 4.

- *What are some of the ways you know God loves you and has a plan for you?* (He created me. He gave me life, my family, and all of creation to enjoy. He loves me so much that He lets me choose good. He wants me to be with Him in Heaven.)
- God gives us a free will to know, love, and serve him. We can choose good and avoid evil.
  - *Describe a time when you used your free will to do what was right. What did you do?* (Answers will vary. Example: I helped a classmate who had dropped his books.)
  - *What happened afterward?* (My teacher sent a note home to Mom and Dad, telling them how helpful I was.)
  - *How did you feel?* (It made me happy to help my classmate.)
  - *Describe a time when you used your free will to do something that was wrong. What did you do?* (Answers will vary. Example: I told a lie.)
  - *What happened afterward?* (I had a consequence and had to apologize to Mom and Dad.)
  - *How did you feel?* (Sad.)
- Have students cut pictures out of old newspapers or magazines and make a collage of God's beautiful and good gifts in creation.
- Teach students how to make an examination of conscience. Tell them it is a good idea to make a brief examination of conscience before bed and to tell God they're sorry for any bad choices they made that day.
  - See the Examination of Conscience in the Student Text, pages 160–61.

## Celebration (5–10 minutes)

Choose one or more of the following:

- Song: "All People That on Earth Do Dwell" in the *Adoremus Hymnal*, #622; "All Creatures of Our God and King" in the *Adoremus Hymnal*, #600
- Read about the life of Saint Patrick of Ireland.
- Petition or prayer of thanksgiving: Lead the students in prayer, thanking God for His perfections and gifts and, in particular, for each student's unique gifts.
- Prayer: Our Father, Student Text, p. 155

## Take Home

- Student reading for next lesson: Student Text: Chapter 1, pp. 9–12; Chapter 2, pp. 13–16; Chapter 3, pp. 17–21
- Optional: Activity Book: Chapter 1, pp. 1–4; Chapter 2, pp. 5–8
- Optional: Family Guide: G 3–1, pp. 136–37; G 3–2, pp. 138–39



8

# 1 God Loves Us

“O give thanks to the LORD, for he is good,  
for his mercy endures for ever.  
O give thanks to the God of gods,  
for his mercy endures for ever.  
O give thanks to the Lord of lords,  
for his mercy endures for ever.”

Psalms 136:1–3

Did you know that God has lived for ever? Close your eyes and imagine billions and billions of years ago. God was alive. He existed before time began. Now imagine billions of years stretching into the future. God will still be alive. God is eternal, which means He had *no* beginning and He will *never* die. He is all powerful, all holy, all wise, and **all perfect**. His love and mercy are **infinite**. That means they are far too great to be measured.

God was thinking of you, loving you, and wanting you from all eternity. Long before He put one star in the sky, He knew you. He knew your name. He knew your face. He knew the color of your eyes and the sound of your voice. You are very precious to Him. He could have made some other person, but He wanted you. So He made you just the way you are.

God loves you so much that He made you in His image. He made a part of you that, like Him, will never die. This part of you is called your soul. It is a spirit. You cannot see it. Because you have a soul, you have the power to think and the power to love. You can also learn things, enjoy music and stories, talk, and laugh. Without your soul, you would be no more intelligent than a rock. Without your soul, you could never love anyone. When God made us in His image, He opened up many treasures for us.

9

Our greatest treasure is God Himself. He is always with us. He knows everything about us: who we are, what we do, and even our thoughts. He loves us far more than anyone else loves us. He gave each of us a soul so we could love Him in return. Sometimes this seems hard to do because we cannot see God, since God is pure spirit.

There is only one God, but in God there are three Divine Persons: God the Father, God the Son, and God the Holy Spirit. Jesus is God the Son. He is the Second Person of the Blessed Trinity. He came to earth as a sign of God’s love for us. Because Jesus, Who is God, became a man like us, it is easier for us to know and love Him. We know that He is gentle, kind, and good. He taught us to put God first. He taught us to obey God, even when we do not feel like it. He taught us that by loving each other, we give glory to God and show our love to Him.

Jesus taught His Apostles—and us—how to pray to our Heavenly Father. Sometimes Jesus went out into the desert to pray. This showed us that it is good to take special times to be alone with God. Other times, Jesus prayed with a gathering of friends or a great multitude. We follow His example when we pray with our family or classmates or others in our parish.

Once the Apostles asked Jesus how to pray. He taught them a prayer that is still used in our Church. We hear it every time we go to Mass. It is called the Our Father or the Lord’s Prayer:

Our Father, Who art in Heaven, hallowed be Thy Name;  
Thy Kingdom come; Thy will be done on earth as it is  
in Heaven. Give us this day our daily bread, and forgive  
us our trespasses as we forgive those who trespass  
against us; and lead us not into temptation, but deliver  
us from evil. *Amen.*

10

In this prayer we praise God, we say we are sorry for our sins, we ask for His love and forgiveness, and we ask Him to watch over us.

**Prayer** is talking with God. It is important to pray every day because it keeps us close to Him.

## Words to Know:

all perfect infinite prayer

- Q. 1** *Who created us?*  
God created us, body and soul, in His image (CCC 704–5).
- Q. 2** *What purpose did God have in mind when He created us?*  
God created us to know Him, to love Him and to serve Him in this life, and then to be happy with Him forever in the next life, in Heaven (CCC 358).
- Q. 3** *Who is God?*  
God is the all-perfect pure spirit. God is three Divine Persons: God the Father, God the Son, and God the Holy Spirit (CCC 202, 307).
- Q. 4** *What does “all perfect” mean?*  
“All perfect” means that every good is found in God, without defect and without limit. In other words, it means that He has endless power, wisdom, goodness, and love (CCC 41, 213).

11



- Q. 5** *Does God have a body as we have?*  
No, God does not have a body, for He is a perfectly pure spirit (CCC 370).
- Q. 6** *Where is God?*  
God is in Heaven, on earth, and in every place: He is the unlimited Being (CCC 300, 326).
- Q. 7** *Has God always existed?*  
Yes, God always has been and always will be: He is eternal (CCC 212).
- Q. 8** *Does God know all things?*  
Yes, God knows all things, even our thoughts: He is all knowing (CCC 216, 2500).
- Q. 9** *What is prayer?*  
Prayer is talking with and listening to God (CCC 2559–61).
- Q. 10** *What is the Our Father?*  
The Our Father is the prayer Jesus taught His Apostles to pray. We still say this prayer today (CCC 2759).

12

Name: \_\_\_\_\_

## God Loves Us

## Quiz 1

*"I will not forget you. Behold, I have graven you on the palm of my hands (Isaiah 49:15–16).*

### Word Bank

never	love	star	see	end	talking
lived	all wise	voice	fault	everything	three

### Fill in the blanks with the correct words from the Word Bank.

- God has lived forever. Billions of years ago God was alive. Billions of years from now He will be just as powerful and alive.
- God is eternal, which means He had no beginning and He will never die.
- God is all perfect, which means that all good is found in God. He is without any fault.
- God is almighty, all holy, and all wise.
- His power and beauty are infinite, which means without end.
- There is only one God, but in God there are three Persons: God the Father, God the Son, and God the Holy Spirit.
- God was thinking of you, loving you from all eternity. Long before He put one star in the sky, He knew you.
- He knew your name. He knew your face. He knew the color of your eyes and the sound of your voice. You are precious to Him.
- God knows everything about us, even our thoughts.
- God gave each of us a soul that will never die. Because we have a soul, we have the power to love.
- God is pure spirit. We cannot see Him, but we know He is always with us.
- Prayer is talking with God. We need to pray everyday because it keeps us close to Him.

Faith and Life Series • Grade 3 • Appendix A

A-1

Name: \_\_\_\_\_

## Who is God?

- How long has God lived?  
God has lived forever.
- How long will God live?  
God will live forever.
- How do we know God is almighty?  
Answers will vary.
- How do we know God is all holy?  
Answers will vary.
- How do we know God is all wise?  
Answers will vary.
- How do we know God is all merciful?  
Answers will vary.
- How do we know God loves us?  
God made us in His image.

Faith and Life Series • Grade 3 • Chapter 1 • Lesson 1

1

Name: \_\_\_\_\_

## Made in God's Image

- God made me in His image because  
Answers will vary.
- My soul is like God because  
It will never die.
- My body reminds me of God's goodness because  
Answers will vary.
- God is my greatest treasure because  
God is always with us. He knows everything about us. He loves us more than anyone else. He gave us a soul so we can love Him.
- Even though I cannot see God, I know He exists because  
Answers will vary.

2

Faith and Life Series • Grade 3 • Chapter 1 • Lesson 2


Name: \_\_\_\_\_

## Word Search!

Use your textbook to fill in the blanks.

God loved you from all **eternity**. Long before He put one star in the sky, He **knew** you. He knew your **name**. He knew your **face**. He knew the sound of your **voice**. God **loves** you so much that He made you in His **image**. He made a part of you that, like Him, will never die. This part of you is called your **soul**. You cannot see it. But because you have a soul you have the **power** to think and to **love**. You can also **learn** things. Without your soul, you would be no more **intelligent** than a rock. Our best treasure is **God** Himself. He is **always** with us. He loves us more than anyone else loves us. He gave us our soul so we could love **Him** in return.

Then find the words in the puzzle below.



Faith and Life Series • Grade 3 • Chapter 1 • Lesson 3

3

Name: \_\_\_\_\_

## Our Father

God's	needs	good	greater
children	hears	grace	joy
Heaven	merciful	strength	holy

By praying this...	We can know this...
Our Father	We are <b>children</b> of God.
Who art in Heaven	To be with God means to be in <b>Heaven</b> .
Hallowed be Thy Name	God is <b>holy</b> .
Thy Kingdom come	We want <b>God's</b> Kingdom of goodness, peace, and joy to spread to all people.
Thy will be done on earth as it is in Heaven	God wills only what is <b>good</b> .
Give us this day our daily bread	God provides for our <b>needs</b> .
And forgive us our trespasses	God is <b>merciful</b> .
As we forgive those who trespass against us	With God's <b>grace</b> , we can and must show love and mercy to others.
And lead us not into temptation	God gives us free will, but He <b>hears</b> us when we ask for help to avoid sin, and He gives us <b>strength</b> .
But deliver us from evil. Amen.	God is <b>greater</b> than the devil.

4

Faith and Life Series • Grade 3 • Chapter 1 • Lesson 4

## 2 God Created the World

"In the beginning God created the heavens and the earth. The earth was without form and void, and darkness was upon the face of the deep; and the Spirit of God was moving over the face of the waters."

Genesis 1:1-2

In the beginning, there was only a great darkness. There was no earth, no light, no people, or animals, or trees.

God was perfectly happy, so He did not need to create these things. But in His infinite goodness and love, He wanted to share His life. So He created all of Heaven and earth.

Creating something means making it out of nothing. When a carpenter makes a chair, he cannot do it without his hammer, nails, and wood. When a baker makes a cake, he cannot do it without eggs and sugar and milk. But God **created** the world, which means He made it out of nothing. Only God is so powerful that He can make something just by thinking of it and willing it to be.

First God said, "Let there be light!" and the sun and moon and millions of stars brightened the sky. Then He created the sparkling sea and the land. He put birds in the air and animals of all shapes and sizes on the earth. Finally, God made a man and a woman in His own image and likeness. They were Adam and Eve, our first parents. God made them to know, love, and serve Him by loving and helping each other, ruling the earth, and enjoying its beauty together.

Everything that God created is good. We believe in God's wisdom and love because everything in nature has a purpose. For example, a porcupine's funny needles are not for decoration. God planned them

13



14

so that a porcupine could protect himself from danger. A mother kangaroo's pouch is not an accident. God planned that soft, warm place to keep her babies safe.

The things in nature work together. When a bee takes food from a flower, his legs get full of pollen, which is needed for little flower seeds. As he flies away, the pollen scatters so lots of new flowers will grow. God made the mountains tall so they can catch snow. Then the snow high above the ground melts slowly and trickles down to water the earth all year.

We believe that God is the **Lord**, or master of all things. It takes a brilliant plan to make all of nature work this way. That is why we believe it comes from God.

God has a purpose for you, too. He created you to one day be happy with Him in Heaven. He also created you first to be a part of this world. At Baptism He gave His life, called grace, to your soul. He gave you talents to serve His Kingdom. He gave you five senses, so you can see, hear, taste, touch, and smell the beautiful things on this earth. Naturally, God wants you to enjoy these gifts and be happy.

Only one thing ruins His plan for our happiness: **sin**. When we sin, we do not use God's gifts in the way He wants us to use them. When we sin we do not feel right inside. We feel wrong and upset. We turn our backs on our loving God.

God gave us our mind and will so we can choose to live His plan for us. We can choose to do what is right and good. When we obey our parents, study well, are kind to our neighbors and friends, and respect animals and nature, we please God. We feel right inside.

To be happy forever, we must get to Heaven. **Heaven** is our greatest hope. God promises He will take us there if we love and serve Him in this world. We will be completely happy forever in Heaven because we will see God face to face. We are not sure what

15

Heaven looks like, but we know it will be even more beautiful than we can imagine. God gave us His word: "What no eye has seen, nor ear heard, nor the heart of man conceived, what God has prepared for those who love him" (1 Corinthians 2:9).

#### Words to Know:

create Lord sin Heaven

#### Q. 11 Does God take care of His creation?

Yes, God takes care of His creation. He keeps all things in existence and directs all of them toward their own purpose with infinite wisdom, goodness, and justice (CCC 301–2).

#### Q. 12 Can God do all things?

God can do all that He wills to do: He is the all-powerful one (CCC 268).

#### Q. 13 What does "Creator" mean?

"Creator" means that God made all things out of nothing (CCC 296).

#### Q. 14 What does "Lord" mean?

"Lord" means that God is the absolute master of all things (CCC 450).

#### Q. 15 What ruins God's plan for our happiness?

Sin ruins God's plan for our happiness (CCC 1847).

16

Name: \_\_\_\_\_

### God Created the World

### Quiz 2

"I have loved you with an everlasting love" (Jeremiah 31:3).

#### Word Bank

love	created	Heaven	darkness
earth	God	good	Sin
image	everlasting	Lord	life

Fill in the blanks with the correct words from the Word Bank.

- In the beginning, there was darkness, and then God created light.
- God was happy, but He wanted to share His life with us.
- God created the world, which means He made it out of nothing.
- God created Heaven and earth.
- God made a man and a woman in His own image and likeness.
- We believe that God is the Lord, or master of all things.
- Everything that God created is good.
- We will be completely happy forever in Heaven for we will see God.
- God promises that He will take us to Heaven if we love and serve Him.
- Sin is any wrong we do on purpose, which turns us away from God.
- Here is our Bible verse for today: "I have loved you with an everlasting love."
- God loves us with an everlasting love.

Name: \_\_\_\_\_

## God Creates. Man Makes.

Only God can create. Name some things He has created.

Man can make things. Name some things man can make.

Name: \_\_\_\_\_

## God Created the World

1. How did everything come to be? Was it always there?

God created everything out of nothing.

2. What special gifts were given to man and woman? What were they to do?

Adam and Eve were to know, love, and serve God by loving and helping each other, ruling the earth, and enjoying its beauty together.

3. How do we know God is wise?

We know of God's wisdom because everything in nature has a purpose.

4. What is God's purpose for you?

God's purpose for me is to be happy with Him in Heaven.

5. What are you to do in this world?

I am to know, love, and serve God.

6. What ruins God's plans for us?

Sin ruins God's plans for us.

7. Does God take care of us?

Yes. God takes care of us!

6

Faith and Life Series • Grade 3 • Chapter 2 • Lesson 2

Name: \_\_\_\_\_

## God Created You!

Find the words for each blank and then complete the puzzle.

God gave you talents to serve His (1). God (2) He will take us to Heaven if we love and serve Him. You are made up of (3) (3) (3). God wants us to use our minds to (4) what is right and good. Everything in nature (including you) has a (5). This shows God's wisdom. In (6) we will see God face to face and be happy forever. God gave you five senses to enjoy the (7) things on earth. God created man and woman in His image. Adam and Eve are our (8) (8). God made man and woman to (9) (9) (9) each other. By sinning, we turn our backs on (10). Who loves us. Before God created, He was perfectly (11), and He wants to share this with you, so you can be (11) forever with Him in Heaven. Only God is so (12) that He can make something just by thinking about it and willing it to be. Adam and Eve were to (13) the earth and enjoy its beauty together.

1. K I N G D O M  
2. B O D Y  
3. P R I N C I P L E  
4. M I N D  
5. T A L E N T  
6. H E A V E N  
7. F I V E  
8. I M A G E  
9. L O V E  
10. S I N  
11. P E R F E C T  
12. W I S D O M  
13. R U L E

Faith and Life Series • Grade 3 • Chapter 2 • Lesson 3

7

Name: \_\_\_\_\_

## What is Heaven?

The story of how much God did for all of us and how much He continues to do with us is found in the Bible, beginning with the creation of the world. The Bible also tells how the story will finish, when "God will be all in all," and the world will be renewed, and we will all be with God forever singing to His glory!

Connect the dots and complete the picture with your own idea of Heaven.



8

Faith and Life Series • Grade 3 • Chapter 2 • Lesson 4

# Lesson 2

## Chapter 3—Learning about God

### Correlated Materials

Student Text: Chapter 3, pp. 17–21  
Activity Book: Chapter 3, pp. 9–12  
Family Guide: G 3–3, pp. 140–41

#### CHAPTER FOCUS

God has given us many ways to know Him. We can learn some things about Him from observing creation and using our reason. Other things we learn from the prophets. God most fully revealed Himself, however, by becoming man. Jesus taught us who God is by what He said and did. We can also learn about God in the Bible and from His Church, which helps us to understand all that God has revealed.

#### AIMS

- Students will become aware that God reveals Himself out of love.
- Students will come to know that Jesus reveals who God is.
- Students will learn that Jesus founded His Church on earth and that the Church is entrusted with God's revelation.
- Students will learn about the parts of the Bible.

### Begin the Lesson

## Preparation (5–10 minutes)

*Use one or more of the following resources for prayer and student preparation for the lesson.*

**SCRIPTURE:** Student Text, p. 17

**“This is eternal life, that they know you the only true God, and Jesus Christ whom you have sent” (John 17:3).**

God sent His Son, the Divine Person of Jesus, to reveal Himself to us and show us the path to Heaven.

**SACRED ART:** Student Text, p. 18

We see Jesus standing atop a hill. This emphasizes the fact that in order to know the Father, we must know His Son and that we must follow His example. Baptism is the door through which we will gain the promise of eternal life.

#### PRAYER WITH CHILDREN:

Heavenly Father, open our hearts to receive all that You have for us to learn today. Teach us to see You in all of creation. Help us to be quiet and still, like Your prophets, so that we will be able to hear You speaking to our hearts. Give us the courage we need to share our love for You with all we meet. We love You and desire to know more about You.

### Review Lesson 1, Chapters 1 and 2 (3 minutes)

- God is eternal and perfect in every way. He made us in His image and likeness and desires that we know Him, love Him, serve Him, and pray to Him.
- God is the Creator of all things. He created out of love, and everything He created is good. God gives us a free will to know, love, and serve Him. We can choose good and avoid evil.
- God loves us and desires us to be with Him forever in Heaven. In order to get to Heaven, we must choose to know, love, and serve God, as well as do good and avoid evil.



## CATECHISM OF THE CATHOLIC CHURCH REFERENCES:

- Ways of Knowing God: 31–38, 46–48, 286
- Perfections of God Known through Creation: 293–95, 315, 341
- Parables and the Proclamation of God’s Kingdom: 543–46
- Inspiration and Truth of Scripture: 105–8, 136
- Apostolic Tradition: 75–76, 96
- Church, a Protector and Teacher of Revelation: 84–95, 98–100
- Role of Pope and Bishops: 880–96, 935–39

## MATERIALS

- Student Text
- Activity Book
- Pictures of nature (if weather is good, you can provide bags to collect items outside, e.g., leaves, pinecones, flowers, rocks, etc.)
- Paper, pencils, colored pencils, markers, crayons
- Class set of Bibles

Optional:

- “Of the Father’s Love Begotten” in the *Adoremus Hymnal*, #331

## WORDS TO KNOW

**Creator:** God, the Maker of all things

**prophet:** a man who prepared the people for the coming of the Savior

**parable:** a story that teaches a lesson

**Bible:** the holy book God gave us. It tells us about God’s love for us, His Chosen People, the Savior He sent, and the early days of the Church.

**Old Testament:** the first part of the Bible. It tells the history and preparation of God’s Chosen People for the coming of the Savior.

# Proclamation (1 minute)

*(Proclaim slowly, then repeat.)*

God reveals Himself to us so that we can know, love, and serve Him.

# Lesson Explanation (35–45 minutes)

*Explain focus points in your own words or use the discussion points and questions.*

## Focus 1: From the world around us and by the use of our reason, we can know God exists and some of God’s perfections.

- Each of us in this class is Catholic. Being Catholic is a great gift from God.
  - *Why are you Catholic?* (Probably because your parents baptized you Catholic because you were born into a Catholic family.)
- Not all people are Catholic. Some of you may have friends or family members who are a different religion. Even though everyone does not recognize the truth about God as taught in the Catholic Church, God is still the one true God and He loves each of us. He wants all people to know and love Him.
- Even people who have no religion can come to know that God exists because He gives us signs in His creation.
- One of the reasons we believe God is with us is because He gives us many signs of His presence.
  - One of the best signs is the world around us, all of God’s creation. Everything in nature acts for a purpose. It has order and great beauty.
  - *Do you think it is possible for someone who has never heard about God to figure out that all of creation could only have been put together by someone very wise and powerful?* (Yes.)
  - *What are some things we can know about the Creator by observing creation?* (Answers will vary.)
    - Mountains/forests—show the majesty of the Creator
    - Oceans/waterfalls/thunderstorms/earthquakes—show the power of the Creator
    - Flowers/sunsets/rainbows—show the beauty of the Creator
    - Growth and seasons of living things/tides/spiders’ webs—show the wisdom of the Creator
    - A bird caring for its young/rising sun/family and friends—show the goodness of the Creator
    - Stars in the sky/mathematics—show the order of the Creator
    - Night sky—shows the infinity of the Creator

**New Testament:** the second part of the Bible. It tells us about the life and teachings of Jesus and the early Church.

**Pope:** the chief leader and teacher of the Catholic Church who takes the place of Jesus on earth

**bishop:** a man who does the work of the Apostles and take care of a large group of Catholics

#### FOCUS 1 OPTIONAL ACTIVITY

- Activity Book, p. 9

#### FOCUS 2 OPTIONAL ACTIVITY

- Activity Book, p. 10. You may read examples of prophecies from the Bible to assist the students. You may also want to stress phrases like “Thus says the Lord.” Often blessings were given for obedience to God and curses for disobedience. There were also invitations from God to man asking man to turn away from sin and turn back to Him. The students may want to use these ideas in their “prophecies.”

- *Natural wonders—show the justice of the Creator*
- *Clear water that reflects your face—shows the truth of the Creator*
- *Can we know through creation that God is a Triune (God the Father, Son, and Holy Spirit) God? (No.)*
- *Can we know that Jesus Christ is the Son of God through creation? (No.)*
- *Can we know that God wants us to receive the Sacraments through creation? (No.)*

**Conclusion:** Through creation we can know that God exists, and we can know some of His perfections.

#### Focus 2: God chose to reveal Himself to man through the prophets.

- Since God created us to know Him and love Him, He gave us many ways to discover Him.
- Before the coming of Jesus, God used holy men called **prophets** to teach us more about Himself. Prophets are holy people chosen by God to speak to others on God’s behalf.
  - A **prophet** prepared the people for the coming of the Savior, Jesus. A prophet had to be quiet and still to hear God speaking to his heart. It was the job of a prophet to hear God’s special message and then go and share that message with the people.
  - Prophets speak God’s truth and call people to a deeper relationship with Him.
- *What are the names of some prophets you may have already learned about? (Answers will vary. Examples: Moses, Elijah, Isaiah, and so forth.)*
  - Through Moses and other Old Testament prophets, God taught man to be good, to stop sinning, and to trust in Him.
- Moses was the greatest prophet of the Old Testament. He delivered to us the Ten Commandments, God’s Laws, so that we may live in a good relationship with God and neighbor.
- God communicates Himself to man by words and deeds, in natural and supernatural ways. Creation is natural. Speaking through the prophets and working miraculous events are supernatural.
  - “Supernatural” means that these miracles are possible only through God.
- God spoke through the prophets to call people to Himself. Everyone did not always listen to the prophets.
  - *Has anyone ever spoken to you about God and you did not listen? (Answers will vary.)*

**Conclusion:** God communicates Himself to man by words and deeds, in natural and supernatural ways.

### FOCUS 3 OPTIONAL ACTIVITIES

- Break the children into groups and dramatize the parables. Have each group put on a play for the others. Let the children ask the different characters questions. Example: “Virgin number six, what should you have done differently? Bridegroom, what are we to learn from this parable?”
- **Read** other parables found in the Gospels and discuss the lesson in each.
- **Parables found in the Gospels**
  - The Sower and the Seeds (Mk 4:3–9; Mt 13:3–9; Lk 8:5–8)
  - The Mustard Seed (Mt 13:31; Mk 4:30–32; Lk 13:18)
  - The Dishonest Steward (Lk 16:1–12)
  - The Two Debtors (Lk 7:41–43)
  - The Hidden Treasure (Mt 13:44)
  - The Pearl of Great Price (Mt 13:45)
  - The Wise and Foolish Virgins (Mt 25:1–13)
  - The Wedding Feast (Mt 22:1–10; Lk 14:16–24)
  - The Wedding Garment (Mt 22:11–14)
  - The Rich Man and Lazarus (Lk 16:19–31)
  - The Good Samaritan (Lk 10:25–37)
  - The Prodigal Son (Lk 15:11–32)
- **Illustrate** one of the parables discussed in class. Write out the lesson at the bottom of the page. Display on a bulletin board or classroom wall.

### Focus 3: God also chose to reveal Himself more directly through His Son, Jesus Christ.

- *What would you do if you had a friend or cousin you had never met that lived in another city, and you wanted to get to know him better? (Answers will vary; lead students to say that they would go visit that friend or cousin.)*
- God wants us to know and love Him. He wanted to communicate with His people in the best way possible.
- God invites us into a deeper relationship with Him, which requires that we know Him better.
- *What did God do so that we would get to know Him better? (God sent His Son to earth in the Divine Person of Jesus Christ.)*
  - God became man so that we could better understand who God is.
  - We can know more about God by the life of Jesus—what He did and said. Through Jesus, we learn that God is gentle as well as just, slow to anger, rich in mercy, and full of love. We learn that He forgives the greatest sins if we are sorry for them. We learn that He is always ready to heal us, help us, and be our friend.
- Jesus used parables to teach us about God and His Kingdom. A **parable** is a short story, told by Jesus, with a special lesson.
- **Read and summarize one of the following:**
  - Matthew 25:1–13—Wise and Foolish Virgins
  - Luke 16:19–31—The Rich Man and Lazarus
  - Luke 10:25–37—The Good Samaritan

**Conclusion:** God wanted to communicate with His people in the best way possible, so God sent His Son to earth in the Divine Person of Jesus Christ.

### Focus 4: The teachings and actions of Jesus are found in the Bible.

- **Explain** that God has written “a letter” to us in the **Bible**. Demonstrate with the timeline that everything in the Bible began with Creation and that everything in the Bible points to Jesus Christ and His Church.
- **Distribute** a class set of Bibles to the students. Explain that the Bible should be treated with respect because it is the Word of God. Do not put it on the floor; do not put anything on top of the Bible.
  - **Show** the children that the Bible is made up of two parts: the Old Testament and the New Testament.
    - The **Old Testament** is the first part of the Bible and teaches us about Creation, our first parents, and the long wait and preparation of God’s people for the Savior.
    - The **New Testament** is the second part of the Bible and tells the story of Jesus and how the Church began. It teaches us that the Church is our ladder to Heaven.



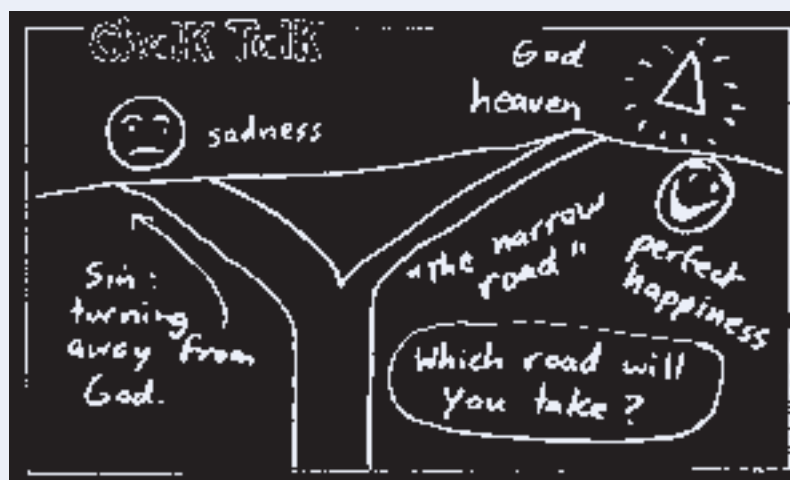
#### FOCUS 4 OPTIONAL ACTIVITIES

- Have students look up additional parables.
- Review with students how to look up Scripture verses in the Bible. (Book name, Chapter: verses XX–XX. Do not use page numbers!)

- The Gospels are very important because they record the words, parables, and miracles of Jesus Christ.
- God is the author of the Bible. Although the Bible is made up of many different books, written by many men using different styles, it is God Who inspired their writings. They wrote no more and no less than what God wanted.
- The writings of the books of the Bible are also called the Scriptures. The Scriptures reveal God to us in words and deeds.
- **Read John 21:25.** Explain that not everything we believe is written in the Bible. As Catholics we rely on both Scripture (the Bible) and Tradition (the Word of God passed on through the Church orally but not written in the Bible).

**Conclusion:** The teachings and actions of Jesus are found in the New Testament.

#### CHALK TALK: GOD'S LETTER TO US



#### Focus 5: Jesus founded the Church to safeguard God's revelation in Scripture and Tradition.

- *What does a shepherd do? (He feeds and protects his sheep.)*
- Jesus, our Teacher, calls Himself the Good Shepherd because He protects us and leads us to the Father.
- The **Pope** is also called a shepherd of the Church. All the **bishops** united with him help protect the truth passed on through Scripture and Tradition. Their special work is to help all to learn and grow in the Faith through the Church.
- The Church protects us, and she protects the truths of the Bible. (Hold up the Bible.)
- *Who are the shepherds of our Church who protect the truth of Jesus Christ? (Pope, bishops, priests.)*
  - *Who was the first Pope? (Saint Peter, the Vicar of Christ.)*
  - *Who is our Pope? (Name current Pope.)*
  - *Who is our bishop? (Name current diocesan bishop.)*
  - *Who are the priests in our parish? (Name current priest(s).)*

**Conclusion:** Together the Pope and the bishops protect the truth passed on through Scripture and Tradition.

#### FOCUS 5 OPTIONAL ACTIVITIES

- **Illustrate** on the board a picture to help the students understand the roles of their local hierarchy. Begin at the bottom and draw many faces—this is our parish community. Label “St. Anne’s.” Right above that draw the faces of your parish deacons if you have any. Label “Deacon Bob.” Just above the deacons draw the faces of the priest(s) in your parish. Label “Father Michael.” Just above that draw the face of your diocesan bishop. Label “Bishop Smith.” Just above that draw the face of Pope Francis and label “Pope Francis.”
  - Explain that the priest is the shepherd of the parish.
  - Explain that the deacons help the priest in caring for the people of the parish.
  - Explain that the bishop is the shepherd for the people in ALL of the parishes in the area. (At this point you may begin a second drawing, side by side and identical to the first, and label “St. Patrick’s” to show that all of the area priests are united under the bishop.)
  - Explain that each bishop has a certain area of people to take care of. There are hundreds of bishops throughout the world. Together, all of the bishops are united under the Pope.
- Activity Book, pp. 11–12
- To demonstrate that something can be passed on either orally or in written form, use the example of passing a note. Then play the game Telephone.
  - In this example, have one person tell the message to another. As the teacher, you will play the part of the Holy Spirit, repeating the original message at every link in the chain (just as the Church has the help of the Holy Spirit to guard the truth). This will ensure that the message is the same at the beginning and at the end of the “telephone line.”

#### Review Lesson 2, Chapter 3 (3 minutes)

- God reveals Himself to us so that we can know, love, and serve Him. From the world around us and by the use of our reason, we can know God exists and some of God’s perfections.
- God chose to reveal Himself to man through the prophets, and more directly through His Son, Jesus Christ.
- The teachings and actions of Jesus are found in the Bible. Jesus founded the Church to safeguard God’s revelation in Scripture and Tradition.

## Moses

Moses was the greatest prophet of the Old Testament. Born to a poor Israelite girl, Moses was placed among the rushes on the Nile River in a basket. Discovered by Pharaoh's own daughter, Moses was raised as a son within the royal house of Egypt. When he defended an Israelite slave and killed an Egyptian, Moses fled his royal position. God called to Moses from a burning bush and gave him an important job. God told Moses to lead His people out of Egypt. Moses was not a good speaker and was afraid to do what God wanted, but Moses obeyed God and led the Israelites out of Egypt. Through Moses, and the other Old Testament prophets, God taught mankind to be good, to stop sinning, and to trust in Him.

## Application (10–20 minutes)

Choose one or more of the following for discussion:

- **God wants to reveal Himself to us so that we can know, love, and serve Him. What are some ways that God reveals Himself to us?** (Nature, prophets, Jesus Christ, Scripture, Tradition.)
- **What are some things in nature that teach us about God? What have you learned about God from them?** (Stars and mathematics show His order. Oceans and thunderstorms show His power. Waterfalls, rainbows, and animals show His beauty.)
- **What else do you want to know about God?** (Learn about His life.) **Where do you think you can learn those things?** (The Bible.)
- **What are some of the ways that you can show God you love Him?** (Thank God for creation. Care for His creation—water flowers, plant trees, don't litter, recycle. Read the Bible to learn more about God.)
- **How do you think that knowing God better will help you love Him better?** (God wants us to have a relationship with Him. The more time we spend with Him—in prayer and reading the Bible—the more we know Him. He speaks to our hearts and tells us how to love Him.)
- **What are some of the ways that you can serve God?** (Caring for the poor and sick; praying for others; teach others about God.)
- **What are some ways that you have learned from Scripture and Tradition to know, love, and serve God?** (“Love God with all your heart and soul and might, and love your neighbor as yourself” [see Matthew 22:37–38].)

## Celebration (5–10 minutes)

Choose one or more of the following:

- Discuss Scripture and Tradition. Explain to students that as Catholics, we rely on both Scripture (Bible) and Tradition (the Word of God passed on through the Church but not written in the Bible). In order for the truth to be passed on without error, Jesus established the Church with Saint Peter as the head. His Church protects the truth. You may read Matthew 16:13–20 with the students.
- Song: “Of the Father’s Love Begotten” in the *Adoremus Hymnal*, #331
- Read about the life of Moses. (See sidebar.)
- Concluding prayer: Thank God for the gifts of Scripture, Tradition, and those who shepherd us—the Pope, the bishops, parish priests, and so forth. Lead the students in praying the Our Father, Student Text, p. 155.

## Take Home

- Student reading for next lesson: Student Text: Chapter 4, pp. 22–25
- Optional: Activity Book: Chapter 3, pp. 9–12
- Optional: Family Guide: G 3–3, pp. 140–41

### 3 Learning about God

“This is eternal life, that they know you the only true God, and Jesus Christ whom you have sent.”

John 17:3

We believe God is with us because He gives us many signs of His presence. One of the best signs is the world all around us. Everything in nature acts for a purpose. It has order, and it has great beauty. Even a person who has never heard about God can figure out that Someone very wise and powerful must have put nature together. The different parts of creation give us many clues about God, our **Creator**.

Mountains and vast forests reveal that our Creator is majestic and great. Oceans and rushing waterfalls tell us of His power. Fresh roses and sunsets reflect God’s beauty. The growth and seasons of living things show us that God is wise. And the company of good, loving people teaches us more about God’s own goodness and love.

God made sure we had many ways to discover Him, since He created us to know and love Him. Long ago, before the coming of Jesus, God sent messages to His people through holy men called prophets. **Prophets** were men who prepared the people for the coming of the Savior. Moses, for example, was a great prophet. Through Moses, and other Old Testament prophets, God taught mankind to be good, to stop sinning, and to trust in Him.

God later revealed Himself to us more directly through Jesus Christ, His Son, our Savior. Remember, Jesus is God the Son, the Second Person of the Blessed Trinity. His way of life on earth showed us what God is really like. We learn through Jesus that God is gentle as well as just, slow to anger, rich in mercy, and full of love. We learn that He

17



18

forgives the greatest sins if we are sorry for them. We learn that He is always ready to heal us, help us, and be our friend.

Jesus often taught these things through parables. **Parables** are stories about ordinary people that teach us something about the Kingdom of God. Each parable is different, but they all teach one clear message from God: “Love God with all your heart and soul and might, and love your neighbor as yourself.”

We find Jesus’ parables and other things He said and did in a big book called the Bible. The **Bible** is the holy book God gave us. It has two parts, the Old Testament and the New Testament. The **Old Testament** is the first part of the Bible. It teaches us about Creation, our first parents, and the long wait and preparation of God’s people for the Savior. The **New Testament** is the second part of the Bible. It tells the story of Jesus and how the Church began. It teaches us that the Church is our ladder to Heaven.

God inspired holy men from earliest times to write down His Law and teachings. These are recorded in the Bible. That is why we call it the Word of God. We also call it Scripture. God’s teaching was also passed on through words and deeds that weren’t written in the Bible. That teaching is called Tradition. Scripture and Tradition teach us everything we need to know to live a good and happy life that is pleasing to God.

Jesus, our Teacher, once called Himself the Good Shepherd because He watches over us and leads us to the Father. After Jesus left the earth, He gave us another shepherd to take His place. We call this shepherd the Vicar of Christ or the **Pope**. The Pope teaches and guides the Church for Christ. He encourages us to become saints. He is the head of the **bishops** all over the world. He helps them in their mission to help us keep learning and growing in our Faith.

19

#### Words to Know:

Creator prophet parable Bible  
Old Testament New Testament Pope bishop

**Q. 16** *Can we know about God from the world around us?*  
Yes, we can know about God from the world around us. God’s goodness, wisdom, power, and beauty can be seen in His creation (CCC 34).

**Q. 17** *Does creation reveal all we need to know about God?*  
No, creation cannot reveal all we need to know about God, so God chose to reveal Himself through prophets and, later, through His own Son, Jesus Christ (CCC 35, 50, 65).

**Q. 18** *How could Jesus reveal God to us?*  
Jesus could reveal God to us because Jesus is God the Son. He taught us about God through His life, actions, and words (CCC 65, 2763).

**Q. 19** *Does the Bible contain all we need to know about God and His plan for men?*  
No, the Bible does not contain all we need to know of God’s Word, but Scripture and Tradition as taught by the Church show us everything we need to know about God (CCC 67, 78, 80).

20







Name: \_\_\_\_\_

## Learning about God

1. How can someone come to know God?

Answers will vary.

2. Did God send messages to His people? If so, why?

God sent messages to prepare His people for the coming of the Savior.

3. What do we learn from the parable of the Wise and Foolish Bridesmaids?

Answers will vary.

4. What do we learn from the parable of the Rich Man and Lazarus?

Answers will vary.

5. What do we learn from the parable of the Good Samaritan?

Answers will vary.

6. Of whom is the Pope head?

The Pope is head of the bishops and the Church.

7. Who safeguards the truths of Scripture and Tradition?

The Church safeguards Scripture and Tradition.

*Faith and Life Series • Grade 3 • Chapter 3 • Lesson 3*

11

Name: \_\_\_\_\_

## God's Revelation

1. Where do we find Jesus' parables and other things He said and did?

The Bible

2. What are the two parts of the Bible?

The Old Testament and the New Testament

3. About what does the Old Testament teach?

The Old Testament teaches about Creation, our first parents, and the long wait and preparation of God's people for a Savior.

4. About what does the New Testament teach?

The New Testament teaches the story of Jesus and how the Church began and that the Church is the ladder to Heaven.

5. Who inspired the Bible? Who wrote down everything in the Bible?

God inspired holy men from earliest times to write down everything in the Bible.

6. What are other names for the Bible?

The other names for the Bible are the Word of God and Scripture.

7. What two things teach us everything we need to know to live a good and happy life that is pleasing to God?

The Bible and Tradition

12

*Faith and Life Series • Grade 3 • Chapter 3 • Lesson 4*

# Lesson 3

## Chapter 4—The Promise of a Savior

### Correlated Materials

Student Text: Chapter 4, pp. 22–25  
Activity Book: Chapter 4, pp. 13–16  
Family Guide: G 3–4, pp. 142–43

#### CHAPTER FOCUS

God gave both men and angels the power to choose freely to do good or evil.

Some angels used their free will to rebel against God, and they fell from grace, becoming devils.

One of these fallen angels tempted the first man and woman to do the same, and they gave in to that temptation. Adam and Eve passed their sinful nature on to all their descendants, including us, and the gates of Heaven were closed to man. But God promised the world a Savior: Jesus Christ. He opened the gates of Heaven, and when we are baptized we receive the grace that Adam and Eve lost.

#### AIMS

- Students will develop an understanding of man's need for God's loving grace and mercy.
- Students will grow in the virtue of hope for Heaven.
- Students will deepen their understanding and appreciation that Jesus restores the life of grace within us.

### Begin the Lesson

## Preparation (5–10 minutes)

*Use one or more of the following resources for prayer and student preparation for the lesson.*

**SCRIPTURE:** Student Text, p. 23

**“The LORD God said to the serpent, ‘Because you have done this, cursed are you above all cattle, and above all wild animals; upon your belly you shall go, and dust you shall eat all the days of your life. I will put enmity between you and the woman, and between your seed and her seed; he shall bruise your head, and you shall bruise his heel’”**  
(Genesis 3:14–15).

God is telling the serpent what the consequences of Adam and Eve's disobedience will be. There will be a battle between good and evil, and God promises to send a Savior: “He shall bruise your head,” meaning that Christ will triumph over Satan. Satan will only be able to bruise the heel of Christ and His followers.

**SACRED ART:** Student Text, p. 22

*The Expulsion from Eden, Late Byzantine mosaic, ca. 1182–1192*

An angel of the Lord is expelling Adam and Eve from the Garden of Eden. The cherubim is standing before the gates of Heaven, which are now closed. The structure around and behind the cherubim reminds us that it will be through the Church that we will receive the graces necessary for Heaven.

#### PRAYER WITH CHILDREN:

Pray before a crucifix, then pass around a crucifix. Say a prayer of thanksgiving: Thank You, Jesus, for dying on the Cross so that we are able to restore the life of grace in our souls and may all be able to go to Heaven one day.

### Review Lesson 2, Chapter 3 (3 minutes)

- God reveals Himself to us so that we can know, love, and serve Him. From the world around us and by the use of our reason, we can know God exists and some of God's perfections.

## CATECHISM OF THE CATHOLIC CHURCH REFERENCES:

- Angels: 328–36, 350–52
- Fall of Angels: 391–95, 414
- Fall of Man: 385–90, 413
- Consequences of Original Sin: 55–58, 399–409, 416–19
- Original Sin: 388–90, 396–401, 415
- Promise of a Redeemer: 410–12, 420–21
- Heaven: 1023–29, 1053
- Baptism: 1213–16, 1276
- Grace of Baptism: 265, 1262–74, 1279–80

## MATERIALS

- Student Text
- Activity Book
- Chalkboard or dry erase board
- Pictures/statues of angels
- Crucifix
- Paper, pencils, colored pencils, markers, crayons
- Class set of Bibles

### Optional:

- Prayer to Saint Michael holy card
- Prayer to My Guardian Angel holy card
- Baby doll
- “The Strife Is O’er, the Battle Done” in the *Adoremus Hymnal*, #413
- Video *My Secret Friend: A Guardian Angel Story*, CCC of America (available through Ignatius Press; 30 minutes)

- God chose to reveal Himself to man through the prophets, and more directly through His Son, Jesus Christ.
- The teachings and actions of Jesus are found in the Bible. Jesus founded the Church to safeguard God’s revelation in Scripture and Tradition.

## Proclamation (1 minute)

*(Proclaim slowly, then repeat.)*

Because of the sin of Adam and Eve, we are all born without sanctifying grace in our souls. Jesus is our Savior, Who redeemed us from our sins. Through Baptism we receive grace and share in the life Christ earned for us.

## Lesson Explanation (35–45 minutes)

*Explain focus points in your own words or use the discussion points and questions.*

**Focus 1: God created angels.** Because God created the angels out of love, He gave them free will, the ability to choose to love. There are good angels and bad angels. Angels are pure spirits; they do not have bodies. We all have guardian angels.

- Angels are creatures of God. They can think like we do, but they are much smarter and much more powerful. They are pure spirits. They do not have bodies. “Angel” means “messenger.”
- Because God loves us so much, He never wants to force us to love Him. When God created angels, He wanted them to be able to choose whether or not they would love Him. This gift to choose is called “free will.” We also have free will.
  - *Name a time you made a good/bad choice. (Answers will vary.)*
- Some angels chose to love God, and other angels chose to turn away from God.
  - *What name do we give to the angels who chose to turn away from God? (Devils.)*
- Today we are going to learn about a time when Adam and Eve made a poor choice to disobey God. Even though they decided to disobey God, God loves them anyway. God promised to send a Savior so they could still go to Heaven.
  - *What do you think caused Adam and Eve to make a bad choice? (The devil, ruler of the bad angels, tricked Adam and Eve.)*
- *Have you ever been tempted or tricked to make a bad choice? (Answers will vary.)*
- *Have you ever seen an angel? (No, we cannot see angels, because angels do not have bodies, although angels are everywhere.)*

## WORDS TO KNOW

**Original Sin:** the first sin committed when Adam and Eve disobeyed God. We are all born with Original Sin on our souls.

**Savior:** Jesus Christ, Who died to save us all from sin

**Baptism:** the Sacrament that takes away Original Sin. It gives us God's grace, incorporates us into Christ, and makes us children of God.

**grace:** the life of God in our souls. We receive grace from the Sacraments, from prayer, and from doing good works.

## FOCUS | OPTIONAL ACTIVITIES

- Sing the Prayer to My Guardian Angel with gestures
- Explain that there are three arch-angels named Michael, Raphael, and Gabriel. Tell the students that we can also pray to the archangels and ask them to protect us.
  - **Michael** led the battle against Satan.
  - **Raphael** helped Tobias find his wife and heal his father; his story is found in the Old Testament.
  - **Gabriel** told Mary that she was chosen to be the Mother of Jesus.

Activity Book, pp. 13–14

- Look at the mosaic on page 22. Artists make angels look like people to help us understand stories in the Bible. Even though we can “see” the angel in this mosaic, angels are pure spirits so they are invisible to our eyes.
  - *What does it look like the angel in the mosaic on page 22 is doing?* (The angel is doing God's work of expelling Adam and Eve from the garden.)
- God has given every person a guardian angel. Guardian angels are good angels.
  - *Why do you think that God gave us guardian angels?* (To protect us and to lead us to Heaven.)
  - *When should we pray to our guardian angels?* (Anytime we feel that we need protection or are in need of God's help to love Him or to love one another.)

**Conclusion:** There are many good angels who help us get to Heaven.

**Focus 2: The Fall of Man.** After God created angels, He created Adam and Eve. He also gave Adam and Eve the ability to make choices. Adam and Eve had a choice to obey God by not eating fruit from the Tree of Knowledge of Good and Evil. They disobeyed God, and we call this sin **Original Sin**. The life of grace they once had was lost; the gates of Heaven were closed.

- Life in the Garden of Eden was so beautiful. The weather was always perfect. Adam and Eve got along with one another and with the animals. They knew everything they needed to know. They would never get sick or die.
- Adam and Eve even had a share in God's life of grace. These were special gifts they had from God. God loved them very much and walked with them in the garden. Truly, this was paradise.
- Free will is one of the greatest gifts God gave to angels and to us.
  - *Why do you think that God gave us the ability to make choices?* (He did not want to force us to love Him. He wanted us to show our love by making a good choice.)
- **Read or summarize Genesis 2:4—3:24.**
  - *What was God's test for Adam and Eve?* (God told Adam and Eve to eat and enjoy all of the fruits in the garden except for the fruit of one tree, or else they would die.)
  - *Who was the serpent?* (The serpent was the devil.)
  - *Why was it wrong to eat of the fruit of the one tree?* (It was wrong because God said that they were not allowed to eat it, and God gave them many other gifts that were truly good for them, unlike that fruit.)
  - *What happened after they ate the fruit?* (They had used their free will to commit what we call Original Sin (first sin of man). Their eyes were opened, and they realized they were naked.)



## FOCUS 2 OPTIONAL ACTIVITY

- Compare life before and after the Fall of Adam and Eve. Have students fold a piece of paper in half. On one side they should draw a “before” picture (in the garden, peacefully with the animals, or walking with God) and on the other side an “after” picture (Adam and Eve standing outside the garden with the angel blocking the entrance; Adam and Eve working the land for food).

- **Why did they hide from God?** (They were ashamed that they had disobeyed God, and they were afraid.)
- **What were the consequences of their actions?** (They lost the gift of God’s life in their souls. They now had to suffer and die. Their children and all of mankind inherit this loss from them.)
- **Did God stop loving Adam and Eve?** (No, God never stopped loving Adam and Eve, even though He punished them—similar to how parents punish their children when they disobey, and they never stop loving their children.)
- Look at the picture on Student Text, page 22.
  - **What is happening to Adam and Eve?** (They are being expelled from the Garden of Eden.)
  - **What are some of the consequences of disobeying God, our parents, and our teachers?** (Answers will vary.)

**Conclusion:** God punished Adam and Eve, but He never stopped loving them. He promised a Savior Who would make up for their sin and re-open the gates of Heaven that were closed by Original Sin.

**Focus 3: God promised a Savior.** Jesus died on the Cross, and the life of grace was restored. Because God loves us so much, He promised to send His only Son to re-open the gates of Heaven. Jesus reopened the gates by giving Himself to us so that we can receive the gift of grace. Grace is freely given to us because God loves us.

- Immediately after Adam and Eve disobeyed God, the gates of Heaven were closed. God promised to send a Savior to re-open the gates of Heaven. (See the cherubim guarding the gates of Heaven in the picture in Student Text, page 22.)
- **Hold up** a crucifix or turn to Student Text, page 92, *The Crucifixion*.
  - In order to re-open the gates of Heaven, Jesus had to give up His life. Only Jesus Christ Himself could take away the sins of the world. Look at Jesus on the Cross; He is a perfect gift of love because He is God!
- **Discuss** the gift of grace and the great loss of losing the life of grace.
  - **Can we get to Heaven by ourselves?** (No. We need Jesus’ life in us to get to Heaven.)
  - **What do we call God’s life in us?** (Grace.)
- **Grace** is a free gift we receive from God because He loves us. We cannot see grace. It is a supernatural gift that is very precious and important to us.
  - God’s grace is a gift that we do not deserve, and we can lose it easily. Just as Adam and Eve lost grace through Original Sin, if we are not careful, through sin we can lose the grace we were given.

### FOCUS 3 OPTIONAL ACTIVITY

- Activity Book, p. 16

## Baptismal Fonts

In the early Church, most Baptisms, like Christ's, took place in a body of natural water. Indoor Baptisms, performed for the sake of privacy and solemnity, soon became the norm. Reverence for the holy water, which received a special blessing by the priest, developed into the construction of basins or fonts for the baptismal ceremony, and eventually for the preservation of the water. Many fonts were built in an octagonal shape, the eight sides representing the eighth day—that is, the day of the Resurrection. These were placed at the entrances of churches to symbolize the catechumens' entrance into the Church. Typically made of stone, metal is also an acceptable material. Upright fonts soon became more popular than full-immersion basins.

## Five Steps to a Good Confession

- Make an examination of conscience (know your sins).
- Have sorrow for your sins.
- Have an amendment (decision) not to sin again.
- Confess your sins to a priest in the Sacrament of Penance.
- Receive and do your penance.

- Although Adam and Eve lost this grace for themselves and their descendants, they still had hope in God's love. Through the Resurrection of Jesus Christ, this hope becomes our hope. We can receive new life and have hope for Heaven.

**Conclusion:** Jesus died for us and gave us the gift of Himself so that we have hope for Heaven.

**Focus 4: Through Baptism we receive grace so that we can be with God in Heaven.** However, even after Baptism, each of us still has a tendency to sin or turn away from God. There are mortal and venial sins.

- **Can you think of any stories in the Bible that teach us about water?** (Noah—the flood waters erased sin in the world; Moses—the closing of the Red Sea wiped away the enemy; Jesus—His Baptism in the Jordan River.)
- **Baptism** is a very important Sacrament. When we are baptized, the priest pours water over us to wash us of our sins, especially Original Sin, which we inherited from Adam and Eve.
  - Baptism is a Sacrament that Jesus gave us to give us back the life of grace that we lost because of Adam and Eve.
  - **Why do we need this life of grace?** (Grace is God's life in us; without God's life in us we cannot get to Heaven.)
  - In the Sacrament of Baptism, sin is washed away (including Original Sin); God's life is poured into the soul; we are nourished with God's love and life; we enter into God's family and share His love. We share in the death and Resurrection of Jesus, and receive the life of grace that He won for us on the Cross. This is the grace we need to get to Heaven.
- Even though Jesus re-opened the gates of Heaven, we still turn against God and sin.
- **Sin** is choosing to offend God and neighbor by disobeying God's Laws. Sin harms our friendship with God.
  - **How would you feel if I lied to you or stole from you? Do you think it would harm our relationship?** (You would feel hurt and betrayed, and it certainly would harm our relationship.)
- There are some sins called mortal sins (**write "mortal" on the board**), which are more hurtful to God and harm our relationship with Him.
- Other sins called venial sins (**write "venial" on the board**) are less serious, but they hurt God as well. Venial sin weakens the life of grace in our souls. All sins are bad, but mortal sins are more serious, and a person who commits a mortal sin loses the life of grace in his soul.

#### FOCUS 4 OPTIONAL ACTIVITIES

- Activity Book, p. 15
- Show the children the rite of Baptism by using a doll. The students may take turns playing godparents, parents, and so forth, in baptizing the doll. Have students memorize the formula.
- Review and encourage students to go to the Sacrament of Penance (See Student Text, pp. 160–61 for an Examination of Conscience, and review the five steps to making a good Confession. [See sidebar.]).

- There are three conditions to commit a mortal sin (**write the bold words on the board**):

1. It is a **serious** matter.
2. We must **understand** that it is serious.
3. We **freely choose** to do it anyway.

- *How can you receive God's grace back in your souls if you lose it by sin? (The Sacrament of Penance and Reconciliation.)*
  - The Sacrament of Penance is a gift that God has given us so that we can receive His mercy for the sins that we have committed against Him. You receive grace in this Sacrament to overcome sin as well, so you can even confess venial sins.

**Conclusion:** God's grace will help us make good choices so that we may be with God in Heaven one day.

#### Review Lesson 3, Chapter 4 (3 minutes)

- God created the angels, who are pure spirits with great intelligence.
- Like the angels, God created Adam and Eve with free will, the ability to choose good or evil. They disobeyed God, and we call this Original Sin.
- The life of grace they once had was lost, and the gates of Heaven were closed. Adam and Eve sinned against God, but He did not abandon them or stop loving them. Rather, He promised that He would send a Savior.
- Jesus died on the Cross, and the life of grace was restored. Jesus re-opened the gates of Heaven by giving Himself to us.
- We receive the gift of grace, God's very life within us, through the Sacrament of Baptism. Grace is freely given to us because God loves us. God restores the life of grace in us through the Sacrament of Penance.

## Application (10–20 minutes)

Choose one or more of the following for discussion:

- Because of Jesus, we have the hope of Heaven.
  - *Do you know anyone who does not know about Jesus Christ? (Answers will vary.)*
  - *How can you give them hope for Heaven? (Answers will vary.)*
- Our guardian angels are given to us to help us get to Heaven. Pray for the help and guidance of your guardian angel.
- Remember that grace is a gift that we do not deserve and that we can lose grace when we sin.

## Saint Thérèse and the Little Way

Saint Thérèse of Lisieux is a good example of someone who was very aware of the difficult journey to Heaven. Her spiritual path, called the “Little Way,” has become popular in modern times. Thérèse wanted to be a saint, but she felt that she could not become a great one so she comforted herself by making small daily sacrifices. This was what she called her little way to Heaven, short and direct. By remaining childlike, she asked Jesus to carry her in His arms to the Father. She felt she was too little to attain Heaven like the saints before her, so she found her own pathway.

- **What are some ways we can act to avoid losing grace?** *(Answers will vary.)* **How can we receive grace back if we have sinned?** *The Sacrament of Penance restores the life of grace within our souls.)*
- **What should you do when you have a desire to sin?** *(Answers will vary. Example: Pray to your guardian angel.)*
- Thank God for sending Jesus as our Savior. He saves us from our sins.
- **Encourage** students to go to the Sacrament of Penance. Review how to receive the Sacrament of Penance and the five steps to a good Confession.
- **Discuss** ways either to keep or lose God’s grace. Work on a project doing morally good acts to grow in grace, such as making cards for seniors.

## Celebration (5–10 minutes)

Choose one or more of the following:

- Prayer: Prayer to My Guardian Angel, Student Text, p. 159
- Prayer of thanksgiving: Thank You, Jesus, for dying on the Cross for our sins and the sins of the whole world. Thank You, Father, for all of the gifts You have given us to help us get to Heaven: the gift of Your Son, grace, our parents, family, and teachers. Thank You for our guardian angels.
- Prayer of protection: Prayer to Saint Michael, Student Text, p. 158
- Read about the life of Saint Thérèse and the Little Way. (See sidebar.)

## Take Home

- Student reading for next lesson: Student Text: Chapter 5, pp. 26–30; Chapter 6, pp. 31–35; Chapter 7, pp. 36–39
- Optional: Activity Book: Chapter 4, pp. 13–16
- Optional: Family Guide: G 3–4, pp. 142–43





22

## 4 The Promise of a Savior

“The LORD God said to the serpent,  
‘Because you have done this,  
cursed are you above all cattle,  
and above all wild animals;  
upon your belly you shall go,  
and dust you shall eat  
all the days of your life.  
I will put enmity between you and the woman,  
and between your seed and her seed;  
he shall bruise your head,  
and you shall bruise his heel.’”

Genesis 3:14–15

God made other creatures, besides man, who have the power to know and to decide. These creatures can think as we do, but they are much smarter and more powerful. They are called angels. We cannot see the angels because they are pure spirits. They have no bodies. But they are very real and alive, because God shared His life with them, too.

God created the angels out of love. He wanted them to be happy with Him in Heaven for ever. He gave them the gift of free will so they could choose to love Him in return. Some of the angels chose to rebel against God. They refused to serve God.

The bad angels and the good angels fought a great battle. The good, obedient angels won because they had God and the truth on their side. God rewarded them with the joys and love of His Kingdom. Then God sent all the bad angels (devils) into Hell. They can never

23

see God again because they locked themselves out of Heaven when they chose to rebel against Him.

Like the angels, Adam and Eve were given free wills. They were created to be God’s friends forever, but they had a choice. God tested that choice. He told Adam and Eve to enjoy all the fruits of their rich, beautiful garden, except for the fruit of one tree. He warned them that if they ate this fruit, they would die.

One day, however, the devil tricked Eve by lying to her. He told her that if she disobeyed God, she would not die, but would be like God. Eve believed the devil and ate the forbidden fruit. Then she gave some to Adam to eat too. This first sin was called **Original Sin**. Since Adam was the father of all people on earth, the effects of his Original Sin carry on to all generations, including our own, and to each one of us.

When Adam and Eve disobeyed God, they were worried, sad, and full of fear. They lost the gift of His life in their souls. They could no longer please Him or be His friends. Worst of all, they had to suffer and die.

God punished Adam and Eve, but He never stopped loving them. He planned a special way for them to come back to Him after their Fall. He promised a Savior, Who would make up for their sin and re-open the gates of Heaven, which were closed by Original Sin. This promise became the light and hope of the People of God.

Jesus died on the Cross to make up for our sins. He is the **Savior** of the world. He rose from the dead gaining God’s eternal life for us. He wants us all to share this life, so He gave us the Sacrament of Baptism. **Baptism** pours God’s life back into the soul, washing away Original Sin. When the priest poured the waters of Baptism over you, you shared in Jesus’ death and Resurrection. You were born into God’s family. God came to live inside of you. Because of your Baptism, you are able to go to Heaven someday.

24

You can keep your soul full of **grace** (God’s life within us) by obeying and loving God. Jesus’ death on the Cross teaches us that no matter how attractive a sin might appear, it is never worth the price. Sin makes us sad and afraid, and it hurts our friendship with God. Obedience and love make us happy, and they strengthen our friendship with God. If we keep our souls full of grace, we will one day rejoice with God in Heaven, our true home.

### Words to Know:

Original Sin    Savior    Baptism    grace

- Q. 21** *What is sin?*  
Sin is an offense done to God by choosing to disobey His Law (CCC 1849).
- Q. 22** *What is Original Sin?*  
Original Sin is the sin committed by Adam and Eve. Every person receives this sin from Adam and Eve, our first parents (CCC 404).
- Q. 23** *How is Original Sin taken away?*  
Original Sin is taken away by God’s grace given in the Sacrament of Baptism (CCC 405).
- Q. 24** *Why is man able to go to Heaven?*  
Man is able to go to Heaven because Jesus paid the price for our sins by His suffering and death (CCC 598, 601).

25

Name: \_\_\_\_\_

## The Promise of a Savior

## Quiz 4

For as in Adam all die, so also in Christ shall all be made alive (1 Corinthians 15:22).

### Word Bank

Cross	chose	obey	children
Original	bodies	Adam	lies
promise	created	Savior	

Fill in the blanks with the correct words from the Word Bank.

1. We cannot see the angels because they are pure spirits. They have no bodies.
2. God created the angels and gave them free will.
3. The good angels chose God, but the bad angels refused God.
4. God gave Adam and Eve free will so they could choose to love and obey Him.
5. Eve listened to the lies of the devil and disobeyed God. Then Adam disobeyed God too. This first sin was called Original Sin.
6. Because Adam was the father of all people on earth, the effects of his sin are passed on to each one of us. We are all born with Original Sin.
7. God promised a Savior Who would make up for Adam's sin and reopen the gates of Heaven.
8. Jesus is the Savior. He died on the Cross to make up for our sins.
9. Baptism is the Sacrament that takes away Original Sin. We receive grace, which is God's life in us, and we become children of God when we are baptized.
10. Write out the Scripture verse shown at the top of this page.

A-4

Faith and Life Series • Grade 3 • Appendix A

Name: \_\_\_\_\_

## Unit 1 Test

## Chapters 1-4

### Word Bank

Parables	see	everything	life
New Testament	die	Blessed Trinity	sin
Bible	three	grace	talking
Original	Baptism	Jesus	

Fill in the blanks with the correct words from the Word Bank.

1. God is eternal, which means He had no beginning and He will never die.
2. There is only one God, but in God there are three Persons: God the Father, God the Son, and God the Holy Spirit.
3. God knows everything about us, even our thoughts.
4. God is pure spirit. We can't see Him, but we know He is always with us.
5. Prayer is talking with God. We need to pray everyday because it keeps us close to Him.
6. Jesus is God the Son, the Second Person of the Blessed Trinity.
7. Original Sin was the first sin committed, when Adam and Eve disobeyed God.
8. The Bible is a holy book God gave us to tell us of His love for us.
9. The Bible is divided into two parts: the Old Testament and the New Testament.
10. The New Testament tells about Jesus, our Savior, and the things He said and did.
11. Parables are stories that Jesus used to teach about the Kingdom of God.

Faith and Life Series • Grade 3 • Appendix A

A-5

Name: \_\_\_\_\_

## Unit 1 Test (continued)

12. The Sacrament that takes away Original Sin, gives us God's grace, and makes us His children is called the Sacrament of Baptism.
13. Any wrong we do on purpose turns us away from God and is called sin.
14. Grace is God's life within our soul.
15. We receive grace from the Sacraments, prayer, and doing good works.

Write out the following Scripture verses.

"I will not forget you. Behold, I have graven you on the palms of my hands" (Isaiah 49:15-16).

"I have loved you with an everlasting love" (Jeremiah 31:3).

All Scripture is inspired by God and profitable for teaching (2 Timothy 3:16).

In Christ shall all be made alive (1 Corinthians 15:22).

A-6

Faith and Life Series • Grade 3 • Appendix A

Name: \_\_\_\_\_

## The Angels

1. What other creatures did God make that have the power to know and decide?

Angels

2. What are the angels?

The angels are pure spirits created by God.

3. What happened with the good and bad angels? Who won?

They had fought a great battle. The good angels won.

4. With what did God reward the good angels?

God rewarded the good angels with the joys and love of His Kingdom.

5. How did God punish the bad angels?

God punished the bad angels by sending them to Hell.

6. How did a bad angel (the devil) trick Adam and Eve?


The devil lied by telling Eve that if she disobeyed God she would not die, but would be like God.

7. Do good and bad angels still exist? Do they try to guide or misguide us?

Yes. Good and bad angels still exist. Good angels try to guide us while bad angels try to misguide us.

Faith and Life Series • Grade 3 • Chapter 4 • Lesson 1

13



Name: \_\_\_\_\_

## God's Gift: Free Will

1. God gave us a gift called free will. What does free will allow us to do?

Free will lets us make choices.

2. For what are we created? What is God's plan for us?

We were created to be God's friends forever.

3. What did the angels do with their free will?

Some chose to follow God and some chose to rebel against Him.

4. What did Adam and Eve do with their free will?

Adam and Eve disobeyed God.

5. What is it called when you use your free will to do bad things?

Sin

6. What does sin do to us?

Sin makes us sad and afraid. It hurts our friendship with God.

7. How can we be freed from sin?

We can be freed from sin by Baptism.

8. Who is our Savior, and what did He do?

Jesus is our Savior. He died on the Cross and rose from the dead for us.

14

Faith and Life Series • Grade 3 • Chapter 4 • Lesson 2

Name: \_\_\_\_\_

## God's Creation

*Find these words in your textbook and use each one in a sentence.*

Angel: Answers will vary.

Free Will: \_\_\_\_\_

Adam and Eve: \_\_\_\_\_

Devil: \_\_\_\_\_

Original Sin: \_\_\_\_\_

Grace: \_\_\_\_\_

Savior: \_\_\_\_\_

Baptism: \_\_\_\_\_

Obedience: \_\_\_\_\_

Heaven: \_\_\_\_\_

Hell: \_\_\_\_\_

Faith and Life Series • Grade 3 • Chapter 4 • Lesson 3

15

Name: \_\_\_\_\_

## Jesus, the Son of God and Our Savior

*Color the picture below.*



16

Faith and Life Series • Grade 3 • Chapter 4 • Lesson 4

# Lesson 4

## Chapter 5—Abraham: The Father of God’s People

## Chapter 6—The Prophet Moses

## Chapter 7—God’s Laws of Love

### Correlated Materials

Student Text: Chapter 5, pp. 26–30;  
Chapter 6, pp. 31–35; Chapter 7,  
pp. 36–39  
Activity Book: Chapter 5, pp. 17–20;  
Chapter 6, pp. 21–24; Chapter 7,  
pp. 25–28  
Family Guide: G 3–5, pp. 144–45;  
G 3–6, pp. 146–47; G 3–7,  
pp. 148–49

#### CHAPTER FOCUS

After the Fall, God began preparing the world for the promised Savior. He started with one man, Abraham, and promised to bless him with many descendants. One of those descendants, God said, would be the Savior. Abraham, however, had to wait decades for even one child. God tested his faith in many ways, but he remained faithful. God calls us to show the same trust and fidelity, believing in His promises even when it’s difficult.

During a time of famine, Abraham’s descendants, the Israelites, journeyed into Egypt. Eventually, they were made slaves by a Pharaoh who feared them. After many years, God chose a leader for the Israelites who could deliver them from slavery: Moses. By God’s grace, Moses led the Israelites out of Egypt. Through Moses, God worked many

### Begin the Lesson

## Preparation (5–10 minutes)

*Use one or more of the following resources for prayer and student preparation for the lesson.*

**SCRIPTURE:** Student Text, p. 27

**“By myself I have sworn, says the LORD, because you have done this, and have not withheld your son, your only-begotten son, I will indeed bless you, and I will multiply your descendants as the stars of heaven and as the sand which is on the seashore. And your descendants shall possess the gate of their enemies, and by your descendants shall all the nations of the earth bless themselves, because you have obeyed my voice” (Genesis 22:16–18).**

Abraham places total trust in God and is blessed for his obedience. From Abraham’s descendants the Savior will be born.

Student Text, p. 31

**“God said to Moses, ‘I AM WHO I AM.’ And he said, ‘Say this to the sons of Israel, “I AM has sent me to you.”’ God also said to Moses, ‘Say this to the sons of Israel, “The LORD, the God of your fathers, the God of Abraham, the God of Isaac, and the God of Jacob, has sent me to you”: this is my name for ever, and thus I am to be remembered throughout all generations’” (Exodus 3:14–15).**

God calls Moses in a burning bush and reveals Himself as God.

Student Text, p. 37

**“For it is not the hearers of the law who are righteous before God, but the doers of the law who will be justified” (Romans 2:13).**

You must carry out the Law of God in your words and deeds. Simply hearing the Law will not earn you the promise of Heaven.



miracles, caring for His people and teaching them how to love and worship Him.

Like any loving father, God wants His children to be happy. That's why, through Moses, He gave us the Ten Commandments. They teach us how to live and worship in the way that will bring us and others the most peace and joy. They are moral laws for all people in all times and can be summed up by Christ's commandment to love God with our whole heart, mind, and strength and to love others as we love ourselves.

### AIMS

- Students will understand that faith is a gift from God that allows us to believe in the truths He has revealed to us and to respond to His love.
- Students will learn that God never forgets us and that He blesses us when we respond in faith, obedience, and love.
- Students will understand that God always keeps His promises and He takes care of His people.
- Students can respond to Jesus' love by supporting pro-life and social justice issues.
- Students will learn that God has taught us how to live and worship with the Ten Commandments.
- Students will realize they need God's loving grace to follow the Ten Commandments.
- Students will grow in their response of love for God and neighbor.

### SACRED ART: Student Text, p. 26

*Angel Preventing the Sacrifice of Isaac*, Tiepolo

God's mercy becomes evident in this painting. Abraham is looking up toward the sky, where you can see the faint body of an angel who is stopping Abraham from sacrificing Isaac. Isaac is a willing victim. He is not struggling to get away. This foreshadows the sacrifice of Jesus on the Cross.

Student Text, p. 32

*The Finding of Moses* (detail), Bourdon

You see the Pharaoh's daughter in gold. She saw the basket with baby Moses floating down the river. A male servant brings the basket up out of the water as two maidservants present that baby to the princess. Just as Moses is drawn out of the water to begin a new life, so are we drawn out of the waters of Baptism to begin a new life as children of God.

Student Text, p. 36

*Scenes from the Life of Moses including Moses and the Tablets of the Law* (detail), Rosselli

You see Moses atop Mount Sinai receiving God's Laws, the Ten Commandments, from God. God came to Moses in a cloud.

### PRAYER WITH CHILDREN:

Heavenly Father, thank You for giving us the gift of the Ten Commandments. Help us to remain faithful to You so that we may enjoy the promise of Heaven.

### Review Lesson 3, Chapter 4 (3 minutes)

- God created the angels, who are pure spirits with great intelligence.
- Like the angels, God created Adam and Eve with free will, the ability to choose good or evil. They disobeyed God, and we call this Original Sin.
- The life of grace they once had was lost, and the gates of Heaven were closed. Adam and Eve sinned against God, but He did not abandon them or stop loving them. Rather, He promised that He would send a Savior.
- Jesus died on the Cross, and the life of grace was restored. Jesus re-opened the gates of Heaven by giving Himself to us.
- We receive the gift of grace, God's very life within us, through the Sacrament of Baptism. Grace is freely given to us because God loves us. God restores the life of grace in us through the Sacrament of Penance.

## CATECHISM OF THE CATHOLIC CHURCH REFERENCES:

- Abraham and the Prayer of Faith: 2570–72, 2592
- Call of Abraham: 59–61, 72, 762
- God’s Promise to Abraham: 705–6, 762
- The Necessity of Faith: 161, 183
- Sacrifice: 2099–100
- Belief in One God: 199–202, 228
- Moses and the Prayer of the Mediator: 2574–77, 2593
- Obligation of the Ten Commandments: 2072–74, 2081–82
- Old Law: 1961–64, 1975, 1980–82
- Jesus and the Law: 574–82, 592, 2052–55, 2075
- Ten Commandments: 2084–557
- Ten Commandments as Path to the Kingdom of Heaven: 1724

## MATERIALS

- Student Text
  - Activity Book
  - Chalkboard or dry erase board
  - Candy/treats
  - Crucifix
  - Paper, pencils, colored pencils, markers, crayons
  - Construction paper, scissors, glue, poster board
  - Class set of Bibles
  - Globe
- Optional:
- Video *The Prince of Egypt*, Dreamworks, 99 minutes. (You may watch in segments over the next several classes.)

## FOCUS 1 | OPTIONAL ACTIVITIES

- Activity Book, pp. 17–18
- Trace out Abraham’s journey on the Bible map—Appendix B-13

# Proclamation (1 minute)

*(Proclaim slowly, then repeat.)*

As part of His great plan of love, God called Abraham to be faithful and chose Him to prepare the people for the coming of the Savior. God called Moses to deliver His people from slavery. God gave the Ten Commandments to them and established a covenant with them.

# Lesson Explanation (35–45 minutes)

*Explain focus points in your own words or use the discussion points and questions.*

## Focus 1: God called Abraham to leave his homeland in faith, and promised that his descendants would live in the land of Canaan.

**\*\*** Begin this class by placing a treat or candy on each student’s desk. Tell them they must wait until you give them permission to eat their snacks. Remind them throughout the class that their snacks are still there and they are delicious. Let them know that waiting can be very difficult. At the end of class explain to students that they only had to wait x minutes. From the time of Abraham to Jesus, the people had to wait two thousand years.

- After the Fall of Adam and Eve, man had to wait many years for the coming of the Savior. The story of God’s Chosen People begins with Abraham. God calls Abraham to be the father of a great nation. Then Moses will lead the people to the Promised Land.
  - **Draw** a timeline with Adam and Eve, Noah, Abraham, and Moses.
- Because of Abraham’s great faith, God chose Abraham to prepare the people for the coming of the Savior.
- **Faith** is a gift from God that allows us to believe in the truths He has revealed to us.
  - ***What are some ways you can live your faith?** (Pray, go to church, read the Bible, study their religion text books, trust in God, etc.)*
- God asked Abraham to leave his home to settle in a new land. **Abraham** did not understand or know where God was going to lead him, but because of his faith, he trusted God.
  - To **trust** means to depend on and hope in someone. He packed all he could, and he took his wife, Sarah, his nephew, Lot, and his flocks with him on his journey. He obeyed God.
- Obedience is a virtue. Virtue is a habit of doing good. It must be practiced so that it will become easy and joyful to do. To obey is to do what you are asked or told to do.
  - ***How are we rewarded when we obey?** (God blesses us and we bring happiness to God and to those we are required to obey.)*

**Conclusion:** Abraham was a man of great faith.

## WORDS TO KNOW

**Abraham:** the father of God's Chosen People

**faith:** a gift from God by which we believe in Him and everything He teaches us

**trust:** to depend on or hope in

**Pharaoh:** a ruler in ancient Egypt

**Moses:** a leader and prophet of the Israelites; God gave the people the Ten Commandments through him

**Canaan:** the Promised Land God gave to the Israelites

**covenant:** a promise or agreement between two or more persons or groups. God made a covenant with the Israelites, His Chosen People.

**Mount Sinai:** the mountain on which God made a covenant with the Israelites and gave the Ten Commandments

**Commandments:** God's Laws, or rules for His Kingdom

## Genesis 22:16–18: The Final Blessing of Abraham

God blessed Abraham with three things:

1. Many descendants—a great family
2. Land of their enemies—the Promised Land
3. Blessing for all people through his family—the Savior

### FOCUS 2 OPTIONAL ACTIVITY

- Activity Book, p. 19

### FOCUS 3 OPTIONAL ACTIVITY

- Activity Book, p. 20

## Focus 2: God tested Abraham.

- God called Abraham to offer his only son, Isaac, as a sacrifice to God. In faith and obedience, Abraham prepared his sacrifice, but an angel stopped him, saying God was pleased with his obedience. God provided a ram for the sacrifice instead of Isaac.
- All people face tests of obedience to God and His will. God asks us to be faithful to His Laws, and in doing so, we will be richly blessed.
- It must have been very hard for Abraham to be obedient to God when asked to offer up his own son!
  - *How do you think Abraham was able to do this? (He had a strong faith, and he loved God.)*
  - *How do you think Abraham felt when the angel stopped him? (Relieved, grateful, thankful, happy, joyful.)*

**Conclusion:** Everyone will face tests of obedience to God and His will. It will not always be easy. God asks us to be faithful, and in doing so we will be rewarded.

## Focus 3: God blessed Abraham.

- The angel told Abraham that God was very pleased with His obedience and that He would bless him even more. He would have more descendants than all of the stars in the sky, and from his family, the Savior would be born. And his descendants would inhabit the land of their enemies—Canaan (the Promised Land).
- Abraham always obeyed God, even when he was asked to do very hard things. Someday our faith may be tested as well.
  - *What are some ways your faith is tested everyday? (Answers will vary. Examples: God asks you to obey your mom when she asks you to clean your room, even though you want to keep playing. God asks you to forgive, even people who hurt you. God asks us to follow His Laws, even when it would be easier to follow another way.)*

**Conclusion:** God's promise was fulfilled, and Abraham's family, God's Chosen People, grew and multiplied. They spread throughout the land, and God watched over them and blessed them.

## Focus 4: God's Chosen People were tested.

- God's providence is His loving care for us.
- God watches over all things at all times, takes care of His creation, and guides things according to His plan. He showed His loving care for His creation during the time of Moses and Jesus. God still takes care of us even today.
- When the Israelites first came to Egypt with Joseph, they were welcomed by the **Pharaoh** and given the best land.



#### FOCUS 4 OPTIONAL ACTIVITIES

- Activity Book, pp. 21–23
- Watch the video *The Prince of Egypt*, Dreamworks, 99 minutes.
- Have students use paper strips to make a woven basket and fill them with things reminding students of God's care for each of them—such as notes the children make or little things from nature to show God's providence.

### The Ten Plagues

1. Nile River turned to blood—like killing their god; they thought the river was divine.
2. Frogs—the frogs they worshiped became pests.
3. and 4. Gnats and flies—only God could send these.
5. Cattle were struck with disease—they could see God is greater than the cattle they worshiped.
6. Boils/sores all over the people—the Egyptian priests could not take these away.
7. Hail—destroyed crops that the Egyptians offered as sacrifices.
8. Locusts—ate all the crops, and their gods could not help them.
9. Darkness—to block out the sun god.
10. Death of the firstborn son in every Egyptian family—in the ancient Egyptian world they worshiped the firstborn sons as gods; also, it is justice for the Pharaoh taking the lives of the firstborn sons of the Israelites.

- Later, a new Pharaoh forced the Israelites to be slaves. They were not treated fairly. He ordered the slaughter of every Hebrew baby boy. God's people were being tested. They had to wait for someone to help them get away from the Egyptians.
  - *How do you think the Israelites felt? (Confused, sorrowful.)*
- It is easy to be faithful to God when things are going our way.
  - Sometimes though, God tests us by taking away our comfort or the many blessings we have to see if we still love Him.

**Conclusion:** God never left His people! He had a plan to save His people.

### Focus 5: God sent Moses to free His people.

- God chose **Moses** to free His people from slavery.
- Moses' mother put him in a basket and hid him among the reeds of the river. Pharaoh's daughter found him and had pity on him. She took Moses as her own son, and he was raised as part of the royal family, but he always knew he was an Israelite.
- God used the plagues to show His power and to teach the Egyptians that He is the one true God. (See sidebar.)
- After the tenth plague, Moses parted the Red Sea so the Israelites could be free. Pharaoh and his enemies were defeated as they drowned in the sea.
- The waters of the Red Sea washed away the evil Egyptians. The waters of Baptism wash away all sin.
  - *How did God take care of and nourish His people in the wilderness/desert? (He sent manna every morning—thin, sweet wafers; He sent quail every evening—similar to a wild turkey.)*
  - *How does God take care of and nourish us today? (Answers will vary.)* Today our souls are nourished through the Eucharist, the True Bread from Heaven, as we journey to our Promised Land—Heaven.

**Conclusion:** God took great care to be sure Moses was protected from Pharaoh so he could help to fulfill God's plan.

### Focus 6: God gave the Ten Commandments to His people. Jesus gave the Great Commandment.

- A **covenant** is an oath that makes us family.
- God wanted to nourish the souls of His people so He gave them His Laws in the Ten **Commandments**. He gave them to Moses on **Mount Sinai**.
  - **Read** paragraphs 1–2 in the Student Text, page 37.
  - **Turn** to the list of the Ten Commandments in the Student Text, page 38. As students take turns reading them aloud, write them on the board in two columns (#1–3 and #4–10).



### FOCUS 5 OPTIONAL ACTIVITIES

- Activity Book, p. 24
- Read the story of Saint Maria Goretti. (See sidebar.)

## Passover Meal

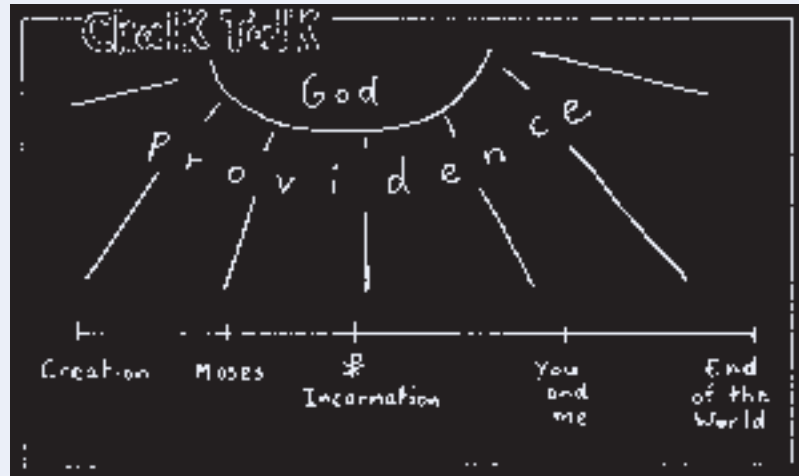
The Passover meal, or Seder, commemorates the night that the Angel of Death passed over the homes of the Israelites in Egypt, sparing the firstborn sons inside houses with lambs' blood on the doorposts. The dinner is a simple meal, served just as though the family might have to flee the home at any minute. "Seder," in fact, is the Hebrew word for "home." On Holy Thursday evening many Catholic families hold a Seder dinner ceremony in memory of the Jewish Passover, with roast lamb, bitter herbs, matzo, and wine. (An empty place is left for the prophet Elijah.)

### FOCUS 6 OPTIONAL ACTIVITIES

- Activity Book, pp. 25–28
- Use poster board to make "tablets," and write out the Ten Commandments to be displayed in your classroom.
- Have your class go to Confession, to receive the Sacrament of Penance.

- Use **Chalk Talk** to demonstrate throughout the class the many ways that God provides for his people, especially through Abraham, Moses, the 10 Commandments, and Jesus Christ.
  - *How has God provided for you in your life?* (Answers will vary.)

### CHALK TALK: GOD'S PROVIDENCE



**Conclusion:** God knew that in order to be truly free, we need His love and His Laws so we can live in the freedom of truth and be free from sin. God entered into a covenant with His people. His Laws are for all people of all times. If we love Him and keep His commands, we have the promise of eternal life.

## Review Lesson 4, Chapters 5–7 (3 minutes)

- As part of His great plan of love, God called Abraham to be faithful and chose him to prepare the people for the coming of the Savior that would be born from his descendants.
- The Israelites became slaves to the Egyptians because Pharaoh was fearful of the number of Israelites and jealous of their worship of God. God called Moses to deliver His people from slavery.
- God gave the Ten Commandments to the Israelites and established a covenant with them. The Ten Commandments teach us how to live and worship in the way that will bring us and others the most peace and joy. They are moral laws for all people in all times and can be summed up by Christ's commandment to love God with our whole heart, mind, and strength and to love others as we love ourselves. God has promised eternal life in Heaven to those who keep His Commandments.

## Saint Maria Goretti

Nettuno, Italy, 1890 to 1902

Saint Maria Goretti is a model of Christian chastity and mercy. Threatened by a man with a knife and ordered to sin against chastity, twelve-year-old Maria Goretti was stabbed when she resisted her attacker. She chose to die rather than to give up her purity. Before dying, Saint Maria Goretti forgave her killer, demonstrating the true love of God that dwelt in her soul. Living in a secular world that does not honor chastity, we may pray with Saint Maria Goretti to help us to remain pure and keep us from sins against chastity. Her feast day is July 6.

## Saint Bernadette of Lourdes

France, 1844 to 1879

In 1858 our Lady appeared to fourteen-year-old Bernadette Soubirous in Lourdes, France. As she was crossing the River Gave, Bernadette saw a beautiful lady standing above her in the hollow of a rock. The bishop doubted the heavenly nature of her visions, so on his prompting, she asked the Lady her name and was told, “I am the Immaculate Conception.” This dogma had been declared only four years previously and Bernadette was a poor girl who had no knowledge of such matters, so the bishop knew it was indeed the Queen of Heaven. A miraculous spring appeared that today continues to cure the sick. The feast day of Our Lady of Lourdes is February 11.

## Application (10–20 minutes)

Choose one or more of the following for discussion:

- Pray for all of those who are suffering in the world. Discuss social justice and pro-life issues with the students. Have them work on cards for the sick, collect goods for the poor, or visit a nursing home.
- Hand out treats or candy to students and tell them they can’t eat them now to illustrate the meaning of waiting as explained in the beginning of class.
- At times, the Israelites had a hard time trusting God. **Why do you think that was?** (They had to wait a really long time to get to the Promised Land.)
  - **Why should they have known better and trusted Him?** (He cared for them even while they were slaves in Egypt. He saved them from slavery and gave them food and drink in the desert.)
  - **What can we learn from that?** (God always keeps His promises. He is always with His people taking care of them.)
- **How do you obey God’s command to love and worship Him?** (I say my prayers, go to Mass every Sunday, and follow His Laws.)

## Celebration (5–10 minutes)

Choose one or more of the following:

- Prayer: Act of Faith; Act of Love—Student Text, pp. 157 and 158, respectively
- Prayer of thanksgiving: Heavenly Father, I love You more than anything. Thank You for giving us the Ten Commandments as a road map to Heaven. Help me to remain faithful to You as You were faithful to Abraham, Moses, and Your people. Help me to treat others as I would like to be treated. I want to be in Heaven with You forever!
- Read about the life of Saint Bernadette of Lourdes or Saint Maria Goretti. (See sidebar.)

## Take Home

- Student reading for next lesson: Student Text: Chapter 8, pp. 40–44
- Optional: Activity Book: Chapter 5, pp. 17–20; Chapter 6, pp. 21–24; Chapter 7, pp. 25–28
- Optional: Family Guide: G 3–5, pp. 144–45; G 3–6, pp. 146–47; G 3–7, pp. 148–49



26

## 5 Abraham: The Father Of God's People

"By myself I have sworn, says the LORD, because you have done this, and have not withheld your son, your only-begotten son, I will indeed bless you, and I will multiply your descendants as the stars of heaven and as the sand which is on the seashore. And your descendants shall possess the gate of their enemies, and by your descendants shall all the nations of the earth bless themselves, because you have obeyed my voice."

Genesis 22:16-18

The people who lived after Adam and Eve waited a long time for the promised Savior. Some of them got tired of waiting and made up their own gods. They worshiped great things in nature that they could see, like fire, the moon, and the sun. They even worshiped objects they made with their hands, like animal statues made of gold.

These people forgot God, but God did not forget them. He remembered His promise to send a Savior. But first God chose certain faithful men to prepare the people for the coming of the Savior. **Abraham** was one of the first He chose. Abraham had a great gift from God, called **faith**.

God asked Abraham to leave his home and friends and go on a long journey. Abraham did not understand clearly, but because of his faith he believed in the one true God. Also because of his faith, Abraham trusted God. **Trust** means to depend on and hope in someone. Abraham took his wife, Sarah, his nephew Lot, and all his

27

flocks to a faraway country called Canaan. God rewarded Abraham for his obedience. He told him, "This land I will give to you. You shall be the father of a great people. Through you all nations will be blessed." Because of this promise, this land was called "the Promised Land." Abraham did not realize it, but God's plan was that the Savior would be born from his family.

God was very good to Abraham. He gave him great riches and increased his flocks. But Abraham was worried because he had no children. When Abraham and his wife, Sarah, were very old, God blessed them with a child. They named the boy Isaac, which means "laughter," since he was such a surprise and delight in their lives.

One day God tested Abraham to see if he loved Him above all else. He knew Isaac was more precious to Abraham than any other treasure. One night God said to Abraham, "Take Isaac and go to a mountain that I will show you. There offer Me your son as a sacrifice." Abraham's heart was breaking, but again he put God first. He trusted and obeyed Him. He cut wood for the sacrifice, took Isaac, and walked up into the mountains. Just as Abraham was about to strike his only son, an angel sent by God stopped him. "God now knows that you truly love Him," the angel said, "for you are ready to obey Him in all things. God is pleased with you. He will bless you even more."

Abraham was very glad. He picked up a ram which was caught in the bushes and sacrificed it in thanksgiving. Then the angel told Abraham that his family would be more numerous than the stars in the sky. He told him that out of this great people, God's Chosen People, the Savior of the world would one day be born. God gave this great reward to Abraham and his children because Abraham always obeyed His voice, even when God asked him to do something very hard.

Some day God may test us as He tested Abraham. He may ask us to give up something we love or want in order to follow His

28

commands. This happens in small ways every day. God asks you to obey your mother right away, even though you would rather keep playing. God asks you to be kind to everyone, even people who have hurt you. God asks you to follow His Laws, even when it would be easier to follow another way. God has happiness and blessings in store for your love and obedience, just as He did for His faithful servant Abraham.

### Words to Know:

Abraham faith trust

- Q. 25** *Did God send a Savior right away?*  
No, the people who lived after Adam and Eve waited a long time for the Savior to come (CCC 65).
- Q. 26** *How did God prepare the people for the coming of the Savior?*  
God chose faithful men like Abraham to prepare the people for the coming of the Savior (CCC 51, 53).
- Q. 27** *How did God prepare Abraham?*  
God called Abraham to leave his home and friends to go to the Promised Land. God blessed him with riches, animals, and a beloved son (CCC 59).

29

**Q. 28** *How did God test Abraham?*  
God asked Abraham to sacrifice his beloved son, Isaac, to see if Abraham loved God above all else (Genesis 22:1–12).

**Q. 29** *Did Abraham pass God's test?*  
Yes, God saw that Abraham was faithful and obedient. God told Abraham that his descendants would be many, and that the Savior would come from his family (CCC 59).

30

Name: \_\_\_\_\_

## Abraham: The Father of God's People

Quiz 5

Wait for the Lord, and he will help you (Proverbs 20:22).

### Word Bank

Savior	faith	everyone	born	forgot
gods	promise	angel	country	Abraham

Fill in the blanks with the correct words from the Word Bank.

- The people waited a long time for the promised Savior.
- Some of the people got tired of waiting and began to worship false gods.
- These people forgot God, but God did not forget them.
- He remembered His promise to send a Savior.
- Abraham was one of the men God chose to prepare the people for the coming of the Savior.
- Abraham had a great gift from God called faith.
- God asked Abraham to take his family to a faraway country called Canaan.
- God asked Abraham to offer his son Isaac in sacrifice, but as Abraham was about to strike his son an angel stopped him.
- God told Abraham that out of his family the Savior of the world would be born.
- God asks you to obey your parents right away and to be kind to everyone, even to people who have hurt you.
- Write out the Scripture verse shown at the top of this page.

Faith and Life Series • Grade 3 • Appendix A

A-7

Name: \_\_\_\_\_

## Learn Hebrew!

Hebrew is the language of God's Chosen People. This is the language God spoke to Abraham. Here are a few rules to follow:

- Read Hebrew from right to left. So what we consider the last letter of a word of the last page of a book in English is considered the first letter of a word of the first page of a book in Hebrew.
- Consonants are written on the line and vowels are noted above or below the line, except when a word begins with "A" (Aleph). So the word "Abraham" looks like this in Hebrew אַבְרָהָם, and is sort of read: 'A B R A H A M. Remember to read each line from right to left!

Study the following chart.

English	Hebrew	"English-Hebrew" Equivalent
Abraham	אַבְרָהָם	M.A.B.R.A.H.A.M
God (Aloha)	אֱלֹהִים	E.L.O.H.I.M
I am (Anochi)	אֲנִי	A.N.I
Isaac (Yitzac)	יִצְחָק	I.S.A.A.C
Jacob (Yacob)	יַעֲקֹב	Y.A.C.O.B

Use the first two columns to fill in the missing words. Then write the sentence in English. Remember to read Hebrew from right to left.

אֲנִי אֱלֹהִים יַעֲקֹב אֱלֹהִים אַבְרָהָם אֱלֹהִים  
"Jacob of God the and, Isaac of God the, Abraham of God the am I"

Answer: "I am the God of Abraham, the God of Isaac, and the God of Jacob."

Faith and Life Series • Grade 3 • Chapter 5 • Lesson 1


17

Name: \_\_\_\_\_

## Journey to the Promised Land!

Imagine you are Abraham, and God has called you to go on a journey to a promised land. What would you pack and why?

Write these on the suitcases below.



18

Faith and Life Series • Grade 3 • Chapter 5 • Lesson 2



Name: \_\_\_\_\_

## Abraham's Test

One day, God tested **Abraham** to see if he loved Him above all else. He knew **Isaac** was more precious to Abraham than any other treasure. One night **God** said to Abraham, "Take Isaac and go to a mountain that I will show you. There offer Me your son as a **sacrifice**." Abraham's heart was **breaking**, but again he put God first. He **trusted** and **obeyed** Him. He cut wood for the **sacrifice**, took Isaac, and walked up the mountain. Just as Abraham was about to strike his only son, an **angel** sent by God stopped him. "God now knows that you truly love Him," the angel said, "for you are ready to **obey** him in all things. God is **pleased** with you. He will **bless** you even more.

Draw a picture of Abraham's test.



Faith and Life Series • Grade 3 • Chapter 5 • Lesson 3

19

Name: \_\_\_\_\_

## Draw Pictures of God's Blessings!

God promised Abraham three things:

1. A Promised Land, 2. A Great Family,
3. A Blessing for All People

A Promised Land	A Great Family	A Blessing for All People
Heaven Our Home	The Church, God's Family	Salvation through Christ

God fulfilled these promises through Jesus Christ, His Son and a descendant of Abraham.

1. A Promised Land—Our Home in Heaven
2. A Great Family—The Church on earth, in Purgatory, and Heaven
3. A Blessing for All People—Salvation and Grace Through Christ!

20

Faith and Life Series • Grade 3 • Chapter 5 • Lesson 4

## 6 The Prophet Moses

"God said to Moses, 'I AM WHO I AM.' And he said, 'Say this to the sons of Israel, 'I AM has sent me to you.'"  
God also said to Moses, 'Say this to the sons of Israel, "The LORD, the God of your fathers, the God of Abraham, the God of Isaac, and the God of Jacob, has sent me to you": this is my name for ever, and thus I am to be remembered throughout all generations.'"

Exodus 3:14–15

As God promised Abraham, the Chosen People grew and multiplied like the stars in the sky. They spread across the land as a great and powerful people. Night and day, God watched over them and blessed them, for He loved them as His own children.

Sometimes God tests the people He loves the most. This happened to the Israelites in Egypt. They were God's favorites, His chosen ones, but God allowed them to endure a long, dark period of suffering to test their faith.

It all began with a selfish **Pharaoh**, or king of Egypt. At first, one Pharaoh had welcomed the Israelites into Egypt. But later another Pharaoh grew jealous of their loyalty to the one true God. He also grew afraid of their great numbers and strength. He decided to control God's people by making them his slaves. Then he commanded that every one of their newborn sons be thrown into the river, so the Israelites would not be a danger to the Egyptians.

God's people were confused and full of sorrow. But God never left them. He made a plan to set His people free. He chose an Israelite called **Moses** to be His special helper. Moses' mother was able to save

31



32

him from the Pharaoh's cruel command by putting her baby in a small basket woven of papyrus and hiding him among reeds of the river. It was the Pharaoh's daughter who discovered the child and took him home to the Egyptian palace. Moses grew up with the royal family, but he always knew he was an Israelite.

One day God spoke to Moses from a burning bush. He told Moses, "I hear the cries of My people. I know that they are suffering. Come now! I will send you to Pharaoh to lead My people, the Israelites, out of Egypt." At first Moses was afraid. He made many excuses. But finally he agreed to go because God promised him, "I will be with you and I will help you. Trust in Me."

Moses went to the Pharaoh as God commanded. "Let my people go!" he said. Moses warned the Pharaoh that he came in the name of God. The Pharaoh just laughed. He ignored Moses and treated the Israelite slaves even more harshly. God punished this cruel king by sending many plagues, or disasters, to his land. All the water in Egypt turned to blood. A huge number of frogs and bugs covered the crops and houses. Hailstorms swept across the land. Terrible illnesses hurt the Egyptian people. The country was plunged into darkness. Each time Pharaoh cried, "Stop this plague! I will let your people go!" But time and time again, the Pharaoh broke his promise. He had no intention of setting his slaves free.

Finally, God sent the most terrible plague of all. He sent the Angel of Death to kill the firstborn of every Egyptian home. The Israelites were spared this tragedy because they obeyed God's command that each family share a special meal after killing a lamb and sprinkling the lamb's blood on the doorposts of their houses. When the Angel of Death saw this sign, he passed over the house and it was safe. This was called the Passover. Therefore, only the Egyptians lost their

33

firstborn children. The Pharaoh was so full of grief, he finally gave in. He let the Israelite people go.

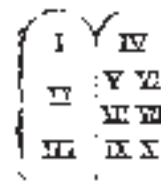
Moses led the People of God out of Egypt to safety. The escape was full of danger, for soon the Pharaoh changed his mind again and ordered his army to chase them. God protected His children by parting the Red Sea so they could cross it. Then God closed the water, and it swallowed up the Pharaoh's men.

God protected the people in many more ways during their long journey to **Canaan**, the Promised Land. He gave them bread called manna and fresh water from a rock. He encouraged them when they were tired or losing hope. He invited Moses up to a mountain-top to receive Ten Commandments that would make His people holy and happy. Over and over again God lived up to His promise, or **covenant**: "You will be My people, and I will be your God."

The God of Abraham and Moses is our God. There is only one true God. He still speaks in our hearts today: "You will be My people, and I will be your God."

#### Words to Know:

Pharaoh Moses Canaan covenant



34

**Q. 30** *How did God save Moses as a baby from the cruelty of Pharaoh?*  
Moses was saved from Pharaoh's cruelty when his mother placed him in the river. Pharaoh's daughter found Moses and took him into her home, according to God's plan (Exodus 2:1-10).

**Q. 31** *How did God speak to Moses?*  
God spoke to Moses in a burning bush (Exodus 3:2-4).

**Q. 32** *Why did God send the plagues to Egypt?*  
God sent the plagues to Egypt to show that He is the true God, and to punish Pharaoh for not freeing God's Chosen People from slavery (Exodus 10:1-2).

**Q. 33** *What is Passover?*  
Passover is the celebration of the night God's Angel of Death passed over the houses of the Israelites, whose doors were marked with the blood of a lamb (Exodus 12:23, 27).

**Q. 34** *How did God care for His people on their way to the Promised Land?*  
God gave His people the manna to eat and water from a rock to drink. He encouraged them to continue on their journey (Exodus 16:21, 17:6).

35

#### Name: \_\_\_\_\_

#### The Prophet Moses

#### Quiz 6

"Trust in the Lord for ever, for the Lord God is an everlasting rock" (Isaiah 26:4).

#### Word Bank

bush	slaves	covenant	Egypt
manna	Passover	Death	
meal	plagues	Commandments	

#### Fill in the blanks with the correct words from the Word Bank.

- The Pharaoh in Egypt made God's Chosen People his **slaves** because he grew afraid of their great numbers and strength.
- God spoke to Moses from a burning **bush** and told him to tell the Pharaoh, "Let my people go."
- Pharaoh refused. God sent many disasters or **plagues** to the land. There were hailstorms, illnesses, frogs, and bugs.
- Finally God sent the Angel of **Death** to destroy the firstborn child of every Egyptian family.
- God commanded that each Israelite family share a special **meal** after killing a lamb and sprinkling the lamb's blood on the doorpost.
- The homes of God's Chosen People were passed over by the angel. This was called the **Passover**.
- Pharaoh let the Israelites go. Moses led the people out of **Egypt**.
- God protected His people on their long journey to Canaan. On their journey they received bread from Heaven, called **manna**, and fresh water from a rock.
- Moses received the Ten **Commandments** from God on a mountaintop.
- God lived up to His promise, or **covenant**: "You will be my people, and I will be your God."

A-8

Faith and Life Series • Grade 3 • Appendix A

Name: \_\_\_\_\_

## God Tests Israel

1. How did Abraham's descendants end up in Egypt?

The Pharaoh welcomed them into Egypt.

2. Were the descendants of Abraham numerous?

Yes

3. Did God bless Abraham's descendants?

Yes

4. What were Abraham's descendants called?

The Israelites

5. Why did God allow the Israelites to be tested?

God tested the Israelites' faith because He tests the people that He loves.

6. What test did the Israelites have to endure?

God let the Israelites become slaves of the Egyptians.

7. Why did Pharaoh become jealous?

He was jealous of their loyalty to the one true God.

Name: \_\_\_\_\_

## I will send you...

**God sent Moses to lead His people out of slavery in Egypt. God calls all of us to help lead His people out of different kinds of slavery and forms of injustice.**

*Match the people who need help with ways you can help them be truly free.*

PEOPLE WHO NEED HELP	WAYS YOU CAN HELP
Someone who is poor and hungry.	Give to missions and charities for other countries.
Children in another country must work long and hard to support their families.	Write him letters and let him know that you still care even though he is far away.
A person is sick and dying and alone in a hospital.	You can collect food for the poor.
A person at school is disliked because he is different.	You can help do yard work and visit with him.
A friend from school has to move far away from all his friends.	You can share your Faith with him.
An elderly neighbor has no family to visit him.	Be loving to everybody.
A friend does not know about Jesus and is sad.	Make a get well card, or visit him.

Name: \_\_\_\_\_

## Passover

*Things to think about.*

God had a plan to bring His people out of slavery in Egypt to worship Him. He commanded the Israelites to share a meal together called PASSOVER. The Israelites obeyed God and each family killed a lamb, sprinkled its blood on the doorposts of their houses, and ate the lamb for dinner. God sent His final plague upon Egypt to convince Pharaoh to set His Chosen People free. God sent His angel of death to Egypt. When the angel saw the blood on the doorposts of the Israelites, he "passed over" their houses, but went to the houses of the Egyptians and killed all the firstborn sons. Pharaoh was so full of grief that he set the Israelites free.

As Catholics, Jesus is our Paschal Lamb, the Lamb of God who sets us free from the slavery of sin. Jesus shed His Blood on the Cross for us, and we eat His Body and drink His Blood in the Eucharist.



Name: \_\_\_\_\_

## God's Covenant

God made a covenant with Abraham, Moses, and with all people through Jesus. In this covenant, God says to us: "You will be my people, and I will be your God." To live in this relationship, we must obey God's Laws (the Ten Commandments) and the Great Law of Love. We must place God above everything (like Abraham did). By following God's Laws, we will be lead to the Promised Land of Heaven (just like Moses and the Israelites).

Jesus made the perfect covenant with us through His sacrifice on the Cross and in sharing the Eucharist. We share God's life and are His family in His Church. We must keep God's Commandments, receive His Sacraments, and pray often.

*Write a prayer to God, thanking Him for His covenant with you.*

**Dear God,**

Answers will vary.

---

---

---

---

---

---

---

---

---

---



36

## 7 God's Laws of Love

“For it is not the hearers of the law who are righteous before God, but the doers of the law who will be justified.”

Romans 2:13

After the children of God had safely escaped Egypt, they still had challenges to face. They had a long way to go before they reached the Promised Land. God had protected them on their way. He gave them quail meat, a bread-like food called manna, and fresh water from a rock. He gave them enough each day to satisfy their hunger and thirst.

God also wanted to nourish the souls of His children. He wanted to teach them how to love Him and be good to each other. One day, God called Moses, His prophet, to the top of **Mount Sinai** and gave him the rules of His Kingdom. We call these rules the **Ten Commandments**. God gave them to Moses written on stone tablets, but He wants them to be written on our hearts.

The first three Commandments told the people how to worship and respect God. The last seven told them how to be kind and fair to each other. The Commandments asked them to do some things and avoid others. God meant all ten of these to work together in our daily life. He also meant them to bring happiness and joy to His children's lives. He wanted to protect them from the sadness of sin.

Even though God gave the Ten Commandments to His people during the time of the Old Testament, they are meant for all God's people until the end of time.

When some people asked Jesus which of the Commandments was the greatest, He answered:

37

“You shall love the Lord your God with all your heart, and with all your soul, and with all your mind. This is the great and first commandment. And a second is like it, You shall love your neighbor as yourself.”

Matthew 22:37–39

Keeping God's Commandments is not always easy, but they are for our good. They help us to love God and our neighbor. Some day we will see God face to face. If we have followed His Commandments on earth, He promises to share with us the joys of Heaven that last forever.

### THE TEN COMMANDMENTS

1. I am the Lord your God; you shall not have other gods before Me.
2. You shall not take the name of the Lord your God in vain.
3. Remember to keep holy the Lord's Day.
4. Honor your father and your mother.
5. You shall not kill.
6. You shall not commit adultery.
7. You shall not steal.
8. You shall not lie.
9. You shall not covet your neighbor's wife.
10. You shall not covet your neighbor's goods.

38

### Words to Know:

Mount Sinai    Commandments

**Q. 35** *What are the Commandments of God?*  
The Commandments of God are the moral Laws that God gave to Moses on Mount Sinai for all His people (CCC 62, 2056).

**Q. 36** *Must we follow the Commandments of God?*  
Yes, we must follow the Commandments of God (CCC 1776, 2072–73).

**“If you love me, you will keep my commandments.”**

John 14:15

39



Name: \_\_\_\_\_

## God's Laws of Love

## Quiz 7

"If you love me, you will keep my commandments" (John 14:15).

### Word Bank

honor	seven	neighbor	lie	manna
heart	three	joys	Mount Sinai	holy

Fill in the blanks with the correct words from the Word Bank.

- On the journey to the Promised Land, God fed the Israelites with manna.
- On top of Mount Sinai, God gave Moses the tablets of the Ten Commandments.
- The first three Commandments tell us how to worship and respect God.
- The last seven Commandments tell us how to be kind and fair to each other.
- Jesus said, "You shall love the Lord your God with all your heart, and with all your soul, and with all your mind. This is the great and first commandment."
- "And a second is like it, You shall love your neighbor as yourself."
- If we follow His Commandments, God promises to share with us the joys of Heaven which last forever.
- God wants me to follow the Ten Commandments. He wants me to:
  - honor my mother and father,
  - keep holy the Lord's Day by going to church, praying, and not doing unnecessary work,
  - tell the truth and not lie.
- Write out the Scripture verse shown at the top of this page.

Name: \_\_\_\_\_

## God Cares For You

God cared for the Israelites on their way to the Promised Land by giving them quail meat, manna, and fresh water. He also gave them spiritual nourishment by giving them the Ten Commandments. Think of ways God cares for you.

Write a letter to God thanking Him for caring about you.

Dear God,

Answers will vary.

Name: \_\_\_\_\_

## Ten Commandments

Fill in this chart below.

Commandment	What it tells us to do	What it forbids
1. See page 38 in the student text.	Answers will vary.	
2.		
3.		
4.		
5.		
6.		
7.		
8.		
9.		
10.		

Name: \_\_\_\_\_

## God's Commandments

- What are the Commandments of God?  
The Commandments of God are the moral laws that God gave to Moses on Mount Sinai for all His people.
- Must we keep the Commandments of God?  
Yes
- How many Commandments are there?  
Ten
- How many Commandments teach us how to love and worship God?  
Three
- How many Commandments teach us how to love our neighbor?  
Seven
- What is the Greatest Commandment? (See Lk 10:27)  
"You shall love the Lord your God with all your heart, and with all your soul, and with all your strength, and with all your mind; and your neighbor as yourself."
- What does the Gospel of John (Jn 14:15) teach us about the Commandments?  
It teaches us that if we love God we will keep His Commandments.
- What are the Commandments meant to do for us?  
They are meant to bring us happiness and joy and to protect us from the sadness of sin.

Name: \_\_\_\_\_

## What Would Jesus Do?

Jesus follows all of God's Commandments perfectly. The best thing we can do to know if we are following God's Commandments is to ask ourselves, "WHAT WOULD JESUS DO?" Using this rule as a guide, answer the following questions.

1. You didn't study for a big test, and you know you need to pass this test. Do you cheat by copying off your neighbor?  
Answers will vary.
2. Your best friend wants you to come over for awhile, but you promised your brother you would help him with his homework. What do you do?
3. Your sister wants to borrow your toy, but you know that the last time you lent it to her, she broke it. If your mom tells you to lend it to her anyway, what should you do?
4. You have a letter sent home from your teacher. What do you do with it?
5. It is Sunday and you don't want to go to Mass. What do you do?

