

Jesus Our Life

Parish Catechist Manual

Jesus Our Life

Parish Catechist Manual

Faith and Life Series
Third Edition

BOOK TWO

Ignatius Press, San Francisco
Catholics United for the Faith, Steubenville, Ohio

Contributors:

Catholics United for the Faith, Sister Theresa Wynne, I.H.M., Colette Ellis, M.A., Todd Coury, Jennifer Thomm, Julie Johnson, M.T.S., and Diane Eriksen

Catholics United for the Faith, Inc. and Ignatius Press gratefully acknowledge the guidance and assistance of the late Reverend Monsignor Eugene Kevane, former Director of the Pontifical Catechetical Institute, Diocese of Arlington, Virginia, in the production of the First Edition of this series.

We also like to acknowledge Barbara Morgan for her steadfast support of the Faith and Life series and her counsel in developing the Parish Catechist Manual.

Unless otherwise noted, Scripture quotations have been taken from the Revised Standard Version of the Holy Bible, Second Catholic Edition, © 2006. The Revised Standard Version of the Holy Bible: the Old Testament, © 1952, 2006; the Apocrypha, © 1957, 2006; the New Testament, © 1946, 2006; the Catholic Edition of the Old Testament, incorporating the Apocrypha, © 1966, 2006, the Catholic Edition of the New Testament, © 1965, 2006 by the Division of Christian Education of the National Council of the Churches of Christ in the United States of America. All rights reserved.

Excerpts from the English translation of The Roman Missal © 2010, International Commission on English in the Liturgy Corporation. All rights reserved.

See www.faithandliveseries.com for additional tools and resources

© 2016 by Ignatius Press, San Francisco

All rights reserved

ISBN 978-1-58617-862-8

Printed in Canada

Contents

INTRODUCTION TO PARISH CATECHIST MANUAL	vii
NOTES FOR CATECHISTS	vii
• Catechesis: Nature and Purpose	vii
• Catechist: God’s Instrument	vii
• The Role of Parents: The First Catechists	vii
FAITH AND LIFE PARISH CURRICULUM	viii
• Parish Catechist Manual	viii
• Third Edition Components	viii
• Pedagogy	ix
• Methodology	x
• Ecclesial Methodology	x
• Optional Activities and Resources	xi
• Other Methods	xi
GRADE 2 OVERVIEW	xii
• Grade 2 Text Overview	xii
• Grade 2 Scope and Sequence	xii
• Grade 2 Lesson Outline	xiii
• Grade 2 Salvation History Overview	xiv
• Grade 2 Specifics	xv
• Resources	xvi
• Overview of the Parish Catechist Manual Supplemental Lessons	xviii
LESSONS	xxi
• Introductory Lesson—Salvation History	xxi
• Lessons 1–22	1
• Liturgical Year Lessons	241
• Words to Know	257
• Prayers	259
• Appendices	261
◦ Appendix A Summary	261
◦ Appendix B Summary	261
◦ Appendix C Summary	262
◦ Quizzes and Unit Tests	A-1
◦ Salvation History Timeline	A-49

INTRODUCTION TO PARISH CATECHIST MANUAL

Welcome to the *Faith and Life* Series Parish Catechist Manual. We would like to begin by thanking you for responding to God's call to pass down our Catholic Faith to our children. We hope that this resource will help you to enter in to this most important task, and that the Holy Spirit will guide you, your students, and their families as you journey together in faith, hope, and love. Please take time to read through this introduction.

You are more than simply one who imparts a set of facts. You are a catechist, and the role of a catechist is even broader and deeper than the already important role of a teacher. The word "catechesis" comes from the Greek, meaning "to echo the teaching," and the teaching that you are echoing down will come not only through the words you say, but through the life you live and the witness you give. Your first and most important task, then, as a catechist is to commit yourself more deeply to a life of prayer and holiness, asking God to strengthen you as a disciple and then to help you lead others to the Faith.

NOTES FOR CATECHISTS

Catechesis: Nature and Purpose

Catechesis is the systematic instruction of children, young people, and adults in the Catholic Faith and the teachings of the Church with the goal of making them into Christ's disciples (cf. CCC 5). It is the handing-on of Christ's message to His people. The *General Catechetical Directory* describes catechesis as a form of ministry of God's Word, "which is intended to make men's faith living, conscious, and active, through the light of instruction" (GDC 17; 1971).

Catechesis is part of the evangelization process of turning toward Christ. Evangelization is a first hearing of the Good News of salvation. This can be a moment or a process of conversion. Therefore, as catechists, we must be always evangelizing our youth by leading them to Jesus Christ. This manual includes discussion and activities that encourage evangelical engagement.

The Catechist: God's Instrument

To be a catechist is to be God's instrument. Every catechist has a responsibility to teach the fullness of the truth faithfully, while witnessing to those entrusted to His care. A fervent sacramental life and regular prayer life are the catechist's best personal preparation. Any instructor can use textbooks and teaching tools, learn various methods for effective classroom participation, and develop lesson plans to facilitate an academic environment. But nothing is as important as witnessing through your words and deeds and petitioning God for the ongoing formation and spiritual growth of the students. No matter how much knowledge you impart to your students, you should recognize that you merely plant the seeds of faith that God Himself must cultivate in their souls.

John Paul II states in *Catechesi Tradendae*: "At the heart of catechesis we find ... the Person of Jesus of Nazareth... In catechesis it is Christ ... who is taught ... and it is Christ alone who teaches" (CT 5, 6). Religious education must always be centered on the Triune God, and on Christ Himself. God chose to reveal Himself throughout salvation history, through His creation, the prophets, the Scriptures, and most perfectly in the Person Jesus Christ. This revelation, preserved faithfully through Sacred Scripture and Tradition, has been entrusted to the Church that every catechist is called to serve.

Through catechesis, you should guide your students to seek, accept, and profoundly investigate the Gospel so that they in turn may become witnesses to Christ. The *Faith and Life* series assists the catechist in this role by integrating the *Catechism of the Catholic Church* together with Sacred Scripture into the lessons.

The Role of Parents: The First Catechists

The family provides the first and most important introduction to Christian faith and practice for any child, since parents are the primary educators of their children. Instruction in the Faith, which begins

at an early age, should include not only the parents' good Christian example, but also a formation in prayer and virtue as well as an explanation and review of what students have learned from religious instruction and attending liturgical events.

Parental participation is an integral component of the faith formation of children. Catechists should involve parents in their children's instruction. As a catechist you should discuss with parents the program and methods you are using, consult with them about better ways to teach their children, and encourage them to ask for assistance if problems arise. Let parents know that you are there to help them fulfill their duties in forming and educating their children in Christ (cf. *GDC* 226, 227).

The *Faith and Life* Family Guide is an excellent resource that equips parents to become involved as the primary educators of their children's faith formation.

FAITH AND LIFE PARISH CURRICULUM

Parish Catechist Manual

The *Faith and Life* Parish Catechist Manual has been developed for once-a-week parish catechetical programs. This manual replaces the parish lesson plans available online that are used with the school Teacher Manual. The online parish lesson plans and the specific directives from the school Teacher Manual have been integrated into one easy-to-use Parish Catechist Manual.

The Parish Catechist Manual is used with the *Faith and Life* Third Edition Student Text, Activity Book, and Family Guide. The parish curriculum occasionally combines chapters from the Third Edition textbooks in order to provide a curriculum of 22 weeks plus 3 supplemental lessons, yielding a total of 25 teaching lessons. If parish programs add liturgical events such as Mass, Confessions, etc., parishes have a total of 30+ sessions. This allows flexibility for programs that meet between 22 and 36 weeks per year. The supplemental lessons include a grade-level introductory lesson with an overview of salvation history as related to each grade level, and two lessons on the liturgical year.

See Ecclesial Methodology below for more details on implementation.

Third Edition Components

The *Faith and Life* series for grades one through eight has been used in schools, parishes, and homes across the country since its original publication in 1984. This Third Edition of the original series continues our commitment to the faithful transmission of the teachings of the Roman Catholic Church, placing special emphasis on the importance of Scripture and the *Catechism of the Catholic Church*.

The Third Edition Student Text, Student Activity Book, and Family Guide correlate with both the Teacher Manual (for schools) and the Parish Catechist Manual (for parish programs).

Student Text: *Faith and Life* Student Texts are written at an advanced reading level in order to maintain the richness of the Faith with a depth of understanding. Salvation history and doctrine is presented in a way that challenges the student's intellect so that its meaning resonates with students. In order to optimize use of this series, the text should not be used merely as a reader. This manual with suggested methodologies should be used in order to implement this series effectively. Chapter reading can be done by students either before each class or following each class.

Each chapter opens with a passage from Sacred Scripture. Additional Scripture verses are interspersed throughout the books to help demonstrate the biblical backing of the Faith. The chapters close with catechism questions that distill and synthesize key doctrinal elements from the *Catechism of the Catholic Church*. These questions are used either for memorization or for review purposes.

Each text chapter offers new vocabulary words in bold type. These words are also defined in a glossary found at the end of the book. Additionally, at the end of each text is a section of common Catholic prayers.

One of the first things you will notice about the *Faith and Life* Student Texts is the beautiful and inspiring religious artwork. Faith has inspired art for centuries, and religious art has, in turn, inspired our Faith. Art is a valuable educational tool, especially in the teaching of religious truths to children, for, in addition to the oral and written word, it offers a visual image of the subject matter. Art can also be

a source of meditation for students and catechists alike as they investigate the paintings, discuss the religious imagery, and come to understand the beautiful symbols and the artistic expressions of the realities they communicate. This manual gives a basic description for each work of art.

Activity Book: The *Faith and Life* Activity Books contain four supplemental written activities for each chapter. These activities consist of a variety of activities that reinforce or apply what the students have learned in class. These can be used for reinforcement, enrichment, student assessment of the material learned, or homework.

In the primary grades the activities focus on drawing, coloring, and simple puzzles and exercises. In the middle grades, the activities focus on comprehension and integration; memorization is also emphasized. In the final grades the activities focus on comprehension and synthesis of the ideas expressed, as students are encouraged to integrate, both intellectually and actively, what they have been taught.

Family Guide: The Family Guide is designed to guide parents in their children's faith formation and to equip them as primary teachers of the Faith. Step-by-step instructions assist parents each week through prayer, study, life application, and means of living out the Faith. Parents, too, grow in their understanding of Jesus Christ and the Catholic Faith through the Family Guide. The Family Guide is an optional component, but its use is strongly suggested to maximize parental participation.

Assessment Tools: Chapter quizzes and unit tests are available in parish manuals and online. Additional yearly cumulative tests are also available. There is a wide variation in the application of the quizzes and tests, depending on the goals of your parish program. Quizzes and tests can be used simply as reinforcement or as an assessment of student understanding of the material. It is important that students read chapters and study vocabulary words in order to prepare for quizzes and unit tests. Quizzes may also be used as a follow-up for chapter reading at home. You may want to consider open-book quizzes as well.

Catechists may also use Parish Catechist Manual discussion questions or Activity Book questions as an informal assessment of student understanding of subject matter.

Curriculum Outline: A full detailed curriculum outline is available for each grade level. You may download these on www.faithandlifeseries.com.

Parish Catechist Manual Curriculum: A 22–25 week outline of the Parish Curriculum can be found in this manual (see below) and is available on www.faithandlifeseries.com.

Pedagogy

Pedagogy can be simply defined as the art of teaching. When asked by the Deacon Deogratias, "How are we to catechize?" Saint Augustine responded, "The instruction should begin with a narration of God's dealings with man from the creation of the world down to the present period of Church history; they should all be referred to love as their final cause" (no. 10). The *Faith and Life* series mimics this pedagogy. Through the narration of salvation history students learn about God's saving actions. This foundational structure serves as the basis for a deeper understanding of the Faith, which elicits a response of faith.

Faith and Life models the divine pedagogy—the manner in which God has revealed Himself. The Church has passed on His revelation. The content of the Faith unfolds through the story of salvation history as presented in Sacred Scripture and developed in Sacred Tradition. Doctrinal, liturgical, moral, and spiritual elements of the Faith flow from God's saving work in history. Each lesson in *Faith and Life* should be taught within the context of the narrative of God's love story so that the Good News of Jesus Christ is evident to students. Lessons and teaching resources allow for a variety of activities for different learning styles and educational needs, but all students participate in the common approach of drawing on Scripture and salvation as the basis for coming to understand sacred doctrine, the Sacred Liturgy, and the moral and spiritual life. Students encounter life in Christ and the Church as a living whole.

By using *Faith and Life*, catechists not only pass down doctrinal truths of the Faith, but moreover they echo down a family story of love. This story is one that begins with creation by a loving God, and one that moves each of us through this earthly life to life eternal in a love that never ends. For this reason, it is important that we share our family story of faith, also known as salvation history. When we share the story of salvation history, this narration increasingly becomes our own story. It then leaves in the hearts of our young students the knowledge that they have been loved into being by a God Who has a special plan for their lives.

To assist catechists in effectively implementing this pedagogical structure, the parish curriculum provides several tools: (1) a written overview of salvation history to provide a bird's-eye view of the pedagogical structure; (2) a timeline of salvation history; (3) an introductory lesson of salvation history for each grade level; and (4) liturgical year lessons that are presented within the context of salvation history. Each lesson of the *Faith and Life* series should be taught within the context of salvation history in order that the love story becomes the story of each student.

Methodology

This parish manual incorporates various catechetical methods. Imparting knowledge of the Faith is accomplished through prayer, liturgy, words, and deeds, as well as through activities. While methods are important, nothing can replace the value of the catechist. The catechist must be a witness to faith working in his life. Catechists should also be open to the promptings of the Holy Spirit, Who inspires and convicts us of truth.

Love should be the golden thread of the entire catechetical process. The content of the Faith is primarily about God, Who loves us. Through a catechist's response of love, we seek to make disciples who also respond in faith out of love. Our ultimate goal then is for the Word of God to become flesh in our hearts and the hearts of our students.

The parish manual uses the Ecclesial Methodology for each lesson. It is important for catechists to have a basic understanding of this methodology for optimal use of the *Faith and Life* Parish Catechist Manual. Monsignor Francis Kelly's book *The Mystery We Proclaim* gives a full explanation of the Ecclesial Methodology. Below you will find a summary of the five steps.

Ecclesial Methodology

The Ecclesial Method is a comprehensive catechetical approach. Because evangelization is critical to the catechetical process, this Parish Catechist Manual provides engaging discussion and pedagogical techniques to engage the minds and hearts of students and lead them to conversion. In order to maximize the effectiveness of both the evangelization and catechetical process, all of the steps should be used. Each step of each lesson indicates a specific time allotment to provide for a total of 60–90 minutes per class session. Optional activities are provided for different teaching styles or for longer sessions.

While using this manual, be sure to keep close to the prescribed time allotments. The time designation "30–40 minutes" means 30 minutes for a one-hour class; 40 minutes for an hour and a half class. In order to maximize the effectiveness of the Ecclesial Method, it is important to finish the lesson and use all of the five steps. Lessons can be expanded by using all of the optional activities and discussion. Lessons can be condensed by using focus points, summaries, and conclusions, and using less discussion under each focus.

Preparation: The preparation step in the Ecclesial Method is to prepare the students for learning and conversion. The intention is to draw students away from secular distractions into a prayerful learning environment, in order that they become open to the promptings of the Holy Spirit.

Depending on time and space limitations in a parish setting, the catechist may incorporate a sacred space or prayer table with visuals. Cover the table with a color to designate the liturgical season (purple: Advent, Lent; green: Ordinary Time; white: Christmas, Easter; red: the Passion, martyrs; etc.). This table may also include symbols that may be used in the lesson (crucifix, holy water, Bible, etc.).

The Parish Catechist Manual provides several tools to enhance the prayer experience of students. Depending on time limitations, choose one or more of the tools provided for the preparation: Sacred Scripture; sacred art; spontaneous or Catholic prayers.

Sacred Scripture and sacred art are inspired by God. Therefore, their use is an effective means that will give rise to the promptings of the Holy Spirit. Each chapter begins with a verse from Scripture that is related to the lesson. Read this Scripture verse with the short explanation provided. Sacred art draws students to Jesus Christ by visually and spiritually immersing them into the mysteries of Christ. Allow students to look at the art while you provide a very brief reflection. This step should be limited to a spiritual reflection.

Proclamation: The proclamation provides a succinct statement of truth. Its purpose is to convict the students of the Good News of Jesus Christ. Announce the provided proclamation with conviction. You

may want to repeat the proclamation slowly, but do not take time to explain it, as that is the purpose of the explanation.

Explanation: Once the proclamation has been made, it needs to be explained using methods that develop an understanding of the Faith that leads to conversion. The explanation step is generally divided into three to four focus points. Each focus point begins with a summary statement for the catechist. This is followed by bulleted discussion and ends with a conclusion. Discussion includes questions and answers. These questions provide opportunities to draw students into the lesson, assess student understanding, encourage evangelical engagement, and assist students to apply what they have learned to their lives, all leading students to become disciples of Christ. The explanation step ends with optional activities designed to reinforce the material learned or to nourish spiritual development.

Allocate your time so that you are able to teach all of the focus points. If time is tight, use the focus summaries with less discussion; if you have extra time, use the optional activities to expand on the lesson.

Life Application: Once the material has been presented and explained, catechists should facilitate a response of faith whereby students further absorb and incorporate the Faith into their lives. Because the Catholic Faith is a living faith through which we are forming young disciples, this is a critical step in the process. This step allows students to process their understanding of faith on a personal level so that it takes effect in their lives. Also, during this step, catechists should become witnesses to their own faith experiences as transformative and should encourage students to provide examples of their own lives. Specific discussion questions encourage students to apply what they have learned to the daily experiences of their lives. Choose one or more of the life application discussions or activities.

Celebration: The celebration should be carried out in a spirit of thanksgiving and praise. This step facilitates a celebration of our faith in God, hope for the Kingdom, and love of God and neighbor. Opportunities are provided to encounter Christ. Celebration activities include prayer, liturgical rites, the Sacraments, Scripture, songs, liturgical symbols, and the lives of the saints. Each lesson provides ways to celebrate and give glory to God in all that we do.

Optional Activities and Resources

This manual has been developed to include flexible options for new or experienced catechists, class times that range 60–90 minutes, and style of teaching. Please note that the Activity Book and Family Guide are optional components depending on the allotted class time and catechist or parish preferences. Additional activities and resources (Appendices B and C) can be accessed online through www.faithandlifeseries.com.

Other Methods Incorporated into the Framework of the Ecclesial Method

- Inductive and deductive methods: According to the *General Directory for Catechesis*, the inductive method “consists of presenting facts (about biblical events, liturgical acts, events in the Church’s life as well as events from daily life) so as to discern meaning these might have in divine Revelation” (GDC 150). Induction is the process of reasoning from particular to general principles. Deduction reasons from general to the particular and includes interpretation and determining cause and effect. These two methods, taken together, aid in the students’ understanding of the unity of the Faith, the interrelation of topics, and, most importantly, their practical applications. The parish manual provides step-by-step discussions and explanations that will engage students in their assimilation of the truths of the Faith.
- Formulas: Formulas allow for ease of memorization and better understanding of a topic. In the early stages of education, memorization should be used more frequently since children first need language to communicate meaning. In theology, semantics are very important, for Christians have died for their faith and schisms have occurred because of word use (e.g., the *Filioque* in the Nicene Creed still distinguishes Roman Catholics from Eastern Orthodox). Such formulas also provide a uniform method of speaking among the faithful. Formulas in the parish manual include chapter vocabulary words, catechism questions, or other means of expressing thoughts or ideas succinctly and accurately in a memorable form.
- Experience: Experience transforms abstract theories into applicable and memorable concepts. Catechists should use concrete examples in class and encourage their students to judge personal experience with

Christian values. Discussion questions in this manual or in the Activity Books provide an opportunity for students to provide and reflect on personal experiences. Students are encouraged to share experiences in which their lives have been transformed by faith.

- **Activity and creativity:** Activity and creativity can be understood as “learning while doing.” “The active participation of all the catechized . . . to respond to the gift of God through prayer, participation in the sacraments, the liturgy, ecclesial and social commitment, works of charity and promotion of human values, such as liberty, justice and peace and the protection of creation” (GDC 157). Creative activities also provide opportunities for students to participate actively and become engaged in the learning process. Creative activities include anything from skits to visual aids, such as the Chalk Talks, which provide concrete examples for abstract ideas.
- **Groups:** In catechesis the importance of group instruction is becoming more apparent. Groups aid the social and ecclesial formation of students, and they foster a sense of Christian co-responsibility and solidarity.

GRADE 2 OVERVIEW

Grade 2 Text Overview

The second grade text, *Jesus Our Life*, is a simple introduction to salvation history and teachings of the Faith. This level fully prepares students for First Penance and First Holy Communion. The second grader has an active imagination and is more easily convinced by his emotions as well as his reason. The teacher should, therefore, make use of creative presentations reinforced through repetition, such as those included in this manual, in addition to the catechist’s personal good example.

Grade 2 Scope and Sequence

THEME: Preparation for the first reception of the Sacraments of Penance and the Eucharist, with the law of God and salvation history as background. The lessons emphasize God’s mercy and love. The curriculum covers Creation, the covenant with Moses, the Ten Commandments, redemption, forgiveness of sins, and the Mass.

Sacramental Preparation: Students will study the Sacraments of Penance and the Eucharist in preparation to receive them for the first time. They will learn about sin, God’s mercy, Confession of sins, Reconciliation, the steps to a good Confession, and the matter, form, effects, and minister of the Sacrament of Penance.

They will also study the Passover, Last Supper, the institution of the Eucharist, Transubstantiation, the priesthood, sacrifice, the order and parts of the Mass, personal union with Christ in Holy Communion, Eucharistic devotion, and the matter, form, effects, and minister of the Sacrament of the Eucharist.

Specific preparation for the Sacrament of Penance: Chapters 17, 18, 19, and 20

Specific preparation for the Sacrament of Holy Communion: Chapters 22, 25, 27, 28, 30, and 33.

Note that while there are specific chapters for preparation of the Sacraments, the narrative of salvation history is an integral part in preparing students for the Sacraments.

Weeks 1–8

Part I: Salvation History

- Chapters 1–16: God teaches us through His Law. We obey through love.

Weeks 9–12

Part II: Preparation for First Reconciliation

- Chapters 17–20: We have forgiveness of sins in and through Jesus’ sacrifice.

Weeks 13–22

Part III: Preparation for First Communion and Life in the Church

- Chapters 21–34: We prepare for life in Heaven by our life in the Church and by receiving Jesus in the Eucharist.

Grade 2 Lesson Outline—Jesus Our Life

Faith and Life Series Parish Catechist Manual 22-25 Week Curriculum*			
LESSON #	CHAPTER	TOPIC	
	S	Salvation History Overview	
1	1–2	God/Blessed Trinity	First Reconciliation
2	3–4	Creation/Image of God	
3	5–6	Angels/The Fall/ Original Sin/Baptism	
4	7–8	Obedience(Noah)/10 Commandments	
5	9	Love/Greatest Commandment	
6	17	Asking Forgiveness	
7	18	Forgiveness of Sins	
8	19	Sacrament of Penance	
9	20	Making Up for Our Offenses	
10	10–14	Birth and Life of Christ	
11	15–16	Prayer/Parables	
12	21	The Good Shepherd	First Holy Communion
13	22	Last Supper	
14	23	Crucifixion	
15	24	Resurrection	
16	25	The Holy Mass	
17	26	Parts of the Mass	
18	27	Holy Communion	
19	28	Preparation for Receiving	
20	29–30	Resurrection/ Ascension/Holy Spirit	
21	31–32	The Church/Blessed Virgin Mary/Heaven	
22	33–34	Jesus Is Always Present/Heaven	
	S	Advent/Christmas Supplement	
	S	Lent/Easter Supplement	
		S=SUPPLEMENTAL LESSON	
*25 Week Curriculum includes 3 Supplemental Lessons: 1 Introduction Grade Level Overview of Salvation and and 2 Liturgical Year Lessons			
With addition of Mass/Confession and other liturgical year rites, etc., 25 weeks usually goes to 30–32 weeks. For parishes that have more than 25 teaching classes, it is suggested to expand combined chapters using provided optional activities.			

Option

Lesson 1–9

Part I: Salvation History and Preparation for First Reconciliation

- Chapters 1–9: The story from Creation through Moses; God teaches us through His Law. We obey through love.
- Chapters 17–20: Forgiveness of sins in the Sacrament of Penance

Lessons 10 & 11

Part II: Knowing Jesus in His Life and through Prayer

- Chapters 10–16: The birth and life of Christ, Miracles, Parables, Prayer

- Chapters 21–28, 33: Preparation for first Holy Communion; Jesus is the Good Shepherd who lays down his life for us.
- Chapters 29–32, 34: We prepare for life in Heaven through our life in the Church.

GRADE 2 SALVATION HISTORY OVERVIEW

Salvation History Overview

Every person has a family, and every family has a story. Some families are big, and some families are small; but when we gather together as Catholics, we realize that we all have a very large church family. And no matter which family or town or country we come from, there is one family to which we all belong: God's family. To learn more about how we are all a part of God's family, we need to listen to our family story. Let us begin, then, *in the beginning* ...

In the beginning, God had so much love that He wanted to share that love. The first way that God shared His love was by creating the whole universe, and everything in it. God created the Heaven and the earth, the light and the sky, the sea and the land. Then God created all of the living things—all kinds of beautiful plants, creatures of the sea, birds of the air, and every kind of animal and creature that crawls on the earth. Finally, in the greatness of His love, God created people in His own image. Male and female He created them (Adam and Eve), and He told them to take good care of everything on earth He had given them. The place where Adam and Eve lived was called the Garden of Eden, and they lived in perfect happiness and unity with God, with one another, and with all of creation. It was truly paradise.

Because God loved Adam and Eve so much, He gave them the freedom to choose to listen to Him and to love Him in return. God warned Adam and Eve that they should not eat the fruit of the Tree of Knowledge of Good and Evil; but the evil serpent came to trick them, and Adam and Eve disobeyed God and ate from that tree. Because Adam and Eve disobeyed God, sin and death entered the world, the gates of Heaven were closed, and life was not perfect anymore. Still, God loved Adam and Eve too much to leave them in their sin, and He promised that He would send someone to save them from their sins so that they could live with God in perfect happiness and unity again.

The sin of Adam and Eve broke their relationship with God. God wanted His family to be back together again, and so He made special sacred family bonds (also known as covenants) with people to help bring His family back together. God used His special covenants to make His family bigger and bigger until we could all be one family again. After His first covenant with Adam and Eve in marriage, God made His next covenant with Noah and his whole family, saving them with an ark and giving a rainbow as a sign of God's everlasting love. Next, God made a covenant with Abraham, making him the father of large numbers of people. God then entrusted Moses with the Ten Commandments and made him the leader of a national family made of twelve tribes. Then a young man named David was chosen by God to be a king for the people, the leader of a national kingdom. All of these people were preparing the way for someone very special, the one whom God would send to bring all of the human family back together again.

Finally God sent down His Son, Jesus, to save all of us from our sins and to bring back the whole human family from every household, every tribe, and every nation. Through Jesus' covenant, every person in the whole world could be united again in the same family under our one Father in Heaven, God. Where Adam and Eve failed to obey God and to sacrifice, Jesus and His Mother, Mary, always obeyed God the Father. Jesus even sacrificed His own life on the Cross, so that we could be saved from our sins. On the third day after He died, Jesus rose from the dead and now lives in Heaven; He sent us the Holy Spirit to stay with us in the Church until Jesus comes to earth again at the end of the age.

Just like we spend time with our own families at home to celebrate our lives together, we also come together as God's family to celebrate in the Church. Jesus gave us priests to baptize to take away our sins, so we could be God's adopted sons and daughters; to stand in His place, so that our sins can still be forgiven through the Sacrament of Reconciliation; and to give us Jesus in the Eucharist (or Holy Communion) at Mass, so that we can always stay close to Him and to one another in this life.

Through Jesus, we are united with all of God's family throughout the whole world, and even with those already in Heaven, the saints. God the Father, His Son, Jesus, and the Holy Spirit, along with all of the angels and saints, are praying for us every day and hoping to someday welcome us to Heaven, our eternal home, where we will live for all eternity as one large family of God.

Grade 2 Specifics

How to use the *Faith and Life* Series for preparation for First Reconciliation and First Holy Communion

The Bible tells the love story between God and man. It reveals God's original plan of living in union with man, the tragic consequences of man's choice to break that union, God's mercy and promise of a Savior, and how He prepared man to receive and be redeemed by the Savior.

Grade 2 prepares students to receive the Sacrament of Reconciliation and the Sacrament of First Holy Communion by helping them to understand how the Sacraments are a part of this love story. The students see how the present is linked to the past and how the covenants of the Old Testament are fulfilled in the New Covenant. They learn how the past events of the Bible become present to us during all liturgical celebrations. Preparing for the Sacraments in the context of this story will make it clear that the sacraments are not mere rituals; rather it is through the Sacraments that we are intimately united to God and receive His redeeming grace and mercy.

Preparation for First Penance: Students are prepared for First Penance from the backdrop of God's desire for us to be one with Him for all of eternity despite the fall of Adam and Eve. Themes of love, obedience, sin, and mercy are developed to nurture faith, hope, and love.

- **Chapters 1–3:** *Our Heavenly Father, The Blessed Trinity, God the Creator*—God is our heavenly Father who loves us and created us.
- **Chapter 4:** *God Made Us*—God created Adam and Eve out of love. He gave them the gift of grace so that they could live forever and share in eternal life.
- **Chapter 5:** *God Is Offended*—Through disobedience, Adam and Eve lost the gift of grace; no longer would Adam and Eve live forever.
- **Chapter 6:** *Becoming a Child of God*—As children of Adam and Eve, we too lost the gift of grace. Through the gift of grace received in the Sacraments, we can learn to love as God loves.
- **Chapter 7:** *Obedying God Our Father*—In learning about Noah, Abraham, and Isaac students are able to place themselves in God's story as they relate to love, obedience, and mercy.
- **Chapter 8:** *God Gives Us His Laws*—Out of love, God gives us laws to follow Him so that we may learn to love God and others more fully.
- **Chapter 9:** *I Choose to Love God*—Through the gift of free will and God's will, we have the power to choose to love. If we choose not to love as God calls us to love, we commit a sin.
- **Chapter 17:** *Asking Forgiveness*—If we sin, we must be sorry and ask for forgiveness.
- **Chapter 18:** *Jesus Forgives*—Only God can forgive sins. Through the Sacrament of Penance, we can be forgiven of our sins through the priest who takes the place of Jesus.
- **Chapter 19:** *The Sacrament of Penance*—Through the Sacrament of Penance, we are absolved of our sins and we receive the grace not to sin again.
- **Chapter 20:** *Making Up for Our Offenses*—We are called to do penance to make up for our sins.

Preparation for First Holy Communion: Students begin preparation with the story of Jesus, the Good Shepherd. This mystery unfolds on a very basic level as they come to understand the Mass within the context of the Passover feast celebrated at the Last Supper.

- **Chapter 21:** *The Good Shepherd*—In preparation for First Holy Communion, students focus on Jesus as the Good Shepherd who feeds us, protects us, leads us, and even lays down His life for us.

- **Chapter 22: *The Last Supper***—During the Last Supper, Jesus celebrated the Passover Feast, which recalls the sacrifice of the Passover lamb and Moses’ deliverance of the Israelites from slavery in Egypt. In the Mass, Jesus delivers us from slavery to our sinfulness by giving Himself, the Lamb of God, to us through the Eucharist.
- **Chapter 23: *Jesus Dies for Us***—Through Jesus’ death on the Cross, the gates of Heaven were opened. Eternal life is now available again to those who love and serve the Lord.
- **Chapter 24: *He Is Risen, Alleluia!***—The Good News of Jesus Christ is that He is risen and that we too will rise to eternal life.
- **Chapter 25: *The Holy Mass***—The Holy Mass is the celebration of Jesus’ death and Resurrection, through which we are able to receive graces we need to attain eternal life.
- **Chapter 26: *What We Do at Mass***—During Mass, we give praise and thanksgiving to Jesus.
- **Chapter 27: *Jesus Comes to Us***—During the Consecration, the bread and wine become the Body and Blood of Jesus Christ. Through Jesus, we receive the graces necessary for eternal life.
- **Chapter 28: *Jesus, My Lord and My God***—When we receive Jesus in the Eucharist, we become one with Him in Holy Communion. We must prepare ourselves to receive worthily.
- **Chapter 33: *Jesus is Always Present***—When we go to Mass to adore and worship Christ, we are reverent.

RESOURCES

Faith and Life website (www.faithandlifeseries.com): The following are available for each grade level: scope and sequence, curriculum outlines, samples, updates, Parent as Primary Educator in the Family Guide, webinars, and other resources.

Online Resources: Go to the resources tab for online resources for each chapter of each grade level. These include a lesson plan, PowerPoint presentation with visual aids, related video clip, and a related activity.

Catechist Formation Resources at www.faithandlifeseries.com

- *The Catechism of the Catholic Church and the Craft of Catechesis*, Ignatius Press
- Webinars provided: “Faith and Life Overview” and “How to Effectively Implement the Faith and Life Series”
- *Faith and Life Training Seminar DVD*
 - Part I—Overview of Catechesis and *Faith and Life*
 - Part II—Ecclesial Methodology
 - Part III—Overview of Salvation History
- **Other Resources:**
 - **Faith and Life Online website:** Activities and sacred art explanations. *Faith and Life Online* is also available through this website.
 - **Education in Virtue:** Supplemental materials to teach and nurture virtue
 - **Music:** See specific music recommendations in each lesson. Website provides links to downloadable MP3s.
 - **Bibles:** Ignatius Bible: RSV, Second Catholic Edition, or *The Catholic Bible for Children* (M:CBS-P)

The Catechism of the Catholic Church

The *Catechism of the Catholic Church* is an important tool for all catechists to use as a reference and teaching guide. The structure of the *Catechism* consists of four parts. The first two parts are about God’s saving works: Part 1, The Profession of Faith (the Creed); Part 2, The Celebration of the Christian Mystery (the Sacraments and the Liturgy). The remaining two parts consist of our response of faith: Part 3, Life in Christ; Part 4, Christian Prayer. Catechesis should begin with God’s works as found in the first two parts.

“It is significant that these two parts precede those on morality and prayer, which identify the character of our response to God’s saving work for us and in us. God’s action comes first; how we live and pray comes second (*The Catechism of the Catholic Church and the Craft of Catechesis*, p. 21). *The Catechism of the Catholic Church* presents these pillars of truth as a living unity of faith. *Catechism* references are found at the beginning of each lesson.

The Creed: The Creed is a summary of the Faith and the Church’s baptismal promises. As a public profession of faith, Catholics find in it their identity as members of Christ’s Mystical Body. This is the Faith handed down from Christ to the Apostles and to the entire Church.

Sacraments: The seven Sacraments are outward signs instituted by Christ to confer grace. Active participation in the sacramental life of the Church, such as attending Mass prayerfully and faithfully, should be encouraged from a young age.

The Moral Life: The moral life does not limit; instead, it provides the boundaries that define the Catholic identity and allow for proper love of God and neighbor. A right moral life is man’s gift to God, a response to His unconditional love, and a pathway to true freedom. Every Catholic should be an example to others.

Prayer: Prayer unites a person with God (through words, actions, silence, and presence) and should be encouraged and put into practice from early childhood. There are many forms of prayer, and each brings the soul closer to God.

Faith and Life Series

Parish Catechist Manual

Grade 2 Supplemental Lessons

Three Supplemental Lessons

The *Faith and Life* Series Parish Catechist Manual includes three supplemental lessons:

- Supplement #1—Introduction to Salvation History (used as an introduction and welcome)
- Supplement #2—Liturgical Year: Advent/Christmas
- Supplement #3—Liturgical Year: Lent/Easter

Aims of Faith and Life Supplemental Lessons

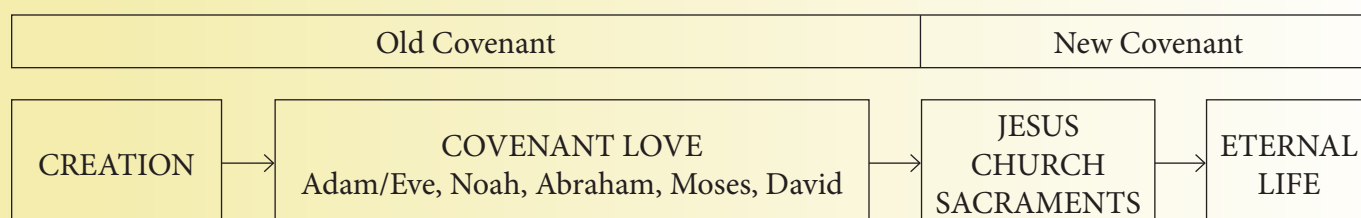
The story of salvation history provides the pedagogical structure of the *Faith and Life* series. Doctrinal, liturgical, spiritual, and moral elements of the Faith flow from this structure. Therefore, the objective of these supplements is to provide students with a bird's-eye view of God's saving plan. In these lessons students will learn that

- God has a plan for their lives and that they are part of His plan of love and mercy.
- God reveals His saving plan through covenant love.
- The purpose of our life on earth is to attain eternal life.
- Because of the sin of Adam and Eve the nature of man is fallen; therefore, each of us is in need of a Savior.
- Our Savior Jesus Christ became man and was crucified for our sins; He was resurrected from the dead and is a living God.
- God gave us the gift of the Church and the Sacraments as part of His plan.
- Each of us is called to a response of faith to Jesus' act of self-giving love. In our response of faith, we come to encounter the Risen Christ and live out the Gospel message.
- Through our faith response, we come to know, love, and serve our Lord, through Whom we will attain eternal life.
- Through our participation in the liturgical year, we walk with Christ as we celebrate the history of our salvation.

Salvation History Overview Supplement

This supplement provides students with a general overview of God's saving plan. Lessons for the Student Text should be presented within the context of this larger picture. Understanding salvation history provides purpose for learning and purpose for life itself. In order to implement the pedagogical structure of the series effectively, *it is strongly encouraged* to begin the year with the overview of salvation history found in each grade level lesson plan.

GOD'S PLAN OF SALVATION OVERVIEW



Scripture References	Catechism References
Salvation History Creation: Genesis 1:1–2:25 Man Made in the Image of God: Genesis 1:26–27 Fall of Man: Genesis 3:1–24 The First Gospel: Genesis 3:15 Covenant with Adam and Eve: Genesis 1:27–28 Covenant with Noah: Genesis 9:1–17 Covenant with Abraham: Genesis 12:1–3 Covenant with Moses: Exodus 12:5; 24:8 Covenant with David: 2 Samuel 7:11–14 Jesus’ Fulfillment of Prophecies: Matthew 28:19 (Mark 1:8); John 19:32–33 (Psalm 34:20) Eternal Life: Revelation 21:1–3	Salvation History Old Law Preparation for the Gospel: 1964 God Forms His People: 62 Covenants: 54–64 Jesus’ Mission of Salvation: 456–60 Typology and Unity of the Old and New Testaments: 128–30, 140
Advent/Christmas Word Becomes Flesh: John 1:1, 14 Annunciation: Luke 1:28–35 Birth of Christ: Luke 2:5–7 Shepherds: Luke 2:8–11 Epiphany: Matthew 2:2–8	Liturgical Year: 1168–173 Advent: 522–24, 1095 Christmas: 1171 <ul style="list-style-type: none"> • The Incarnation: 258, 262, 456–64 • Conceived by the Power of the Holy Spirit and Born of the Virgin Mary: 484–511 • The Christmas Mystery: 525–26 • He Will Come Again in Glory: 668–77
Lent/Easter Temptation of Christ: Matthew 4:3–7; Luke 4:5–7 Trial of Jesus: Mark 15:1–26 Last Supper: Matthew 26:17–30; Mark 14:13–26; Luke 22:11–22 Agony in the Garden: Mark 14:34–36 Passion of Christ: Matthew 26:30–27:54; Mark 14:26–15:25; Luke 22:39–23:33; John 19:23–42 Resurrection: Matthew 27:55–28:8; Mark 16:1–5; Luke 23:53–24:49; John 19:4–20:18 Ascension: Acts 1:1–11	Lent: 540, 1095, 1438 Easter: 638–58, 1168–70 <ul style="list-style-type: none"> • Passion and Death of Christ: 595–637 • Resurrection: 638 • Ascension of Christ: 659–66 • Pentecost: 731–32, 1076, 1287, 2623 • Penance: 1430–39, 1450–60 • Sin: 1846–76

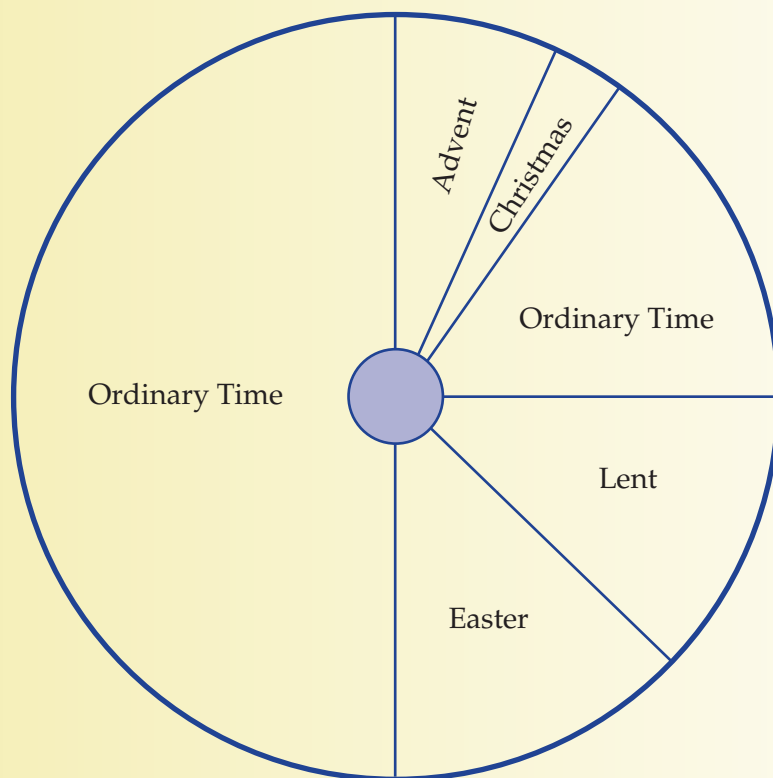
Liturgical Year Supplement

The Church celebrates the history of our salvation through the liturgical calendar. This celebration begins with the season of Advent and culminates in the Easter season with the Resurrection of Jesus Christ. The last Sunday in the liturgical calendar is the Feast of Christ the King. The liturgical calendar is marked by events of the mysteries of the life of Christ as well as the lives of the saints and the Blessed Mother. In the *Faith and Life* series the liturgical year is naturally woven into the curriculum as it appropriately fits into the story of salvation history. However, in some grade levels supplemental chapters found at the end of the text highlight particular Church seasons. These liturgical year lessons maximize use of existing text material as they highlight aspects of the Church seasons. Through our participation in the liturgical year, which highlights the mysteries of Christ, salvation history continues and God’s story becomes our story.

Liturgical Calendar

Use the following liturgical year calendar (or the one found in this Appendix). Point out to students that through the liturgical calendar year they participate in the story of salvation history.

Almost every feast of the Church gives me a deeper knowledge of God and a special grace. That is why I prepare myself for each feast and unite myself closely with the spirit of the Church. (Saint Faustina Kowalska)



Grade 2

Introduction to Salvation History

Note to catechist: see Salvation History Overview in Introduction

LESSON FOCUS

This lesson will introduce students to one another and to the theme of their book, *Jesus Our Life*. God the Father loves us unconditionally, and He has a plan for us to be one with Him in Heaven one day. God tells us the love story between Himself and each of us in the Bible. God makes a covenant of love with Adam and Eve, Noah, Abraham, Moses, and David. This covenant is fulfilled through Jesus Christ, his Church, and the Sacraments. Each of us is invited to come to know and love Jesus, Who will lead us to his heavenly home, especially as we prepare for First Penance and First Holy Communion.

AIMS

- Students will be introduced to one another and to the theme of this year.
- Students will know that God loves them and has a plan for them to be in Heaven one day.
- Students will begin to see themselves as a part of God's love story as found in the Bible.
- Students will learn that they must open their hearts to Jesus.

Begin the Lesson

Preparation (5–10 minutes)

Use one or more of the following resources for prayer and student preparation for the lesson.

SCRIPTURE: Student Text, p. 101 (bottom)

"I am the Good Shepherd. I know my sheep and they know me. They hear my voice. I know them and they know me."

Jesus is our Shepherd Who will lead us to Heaven.

SACRED ART: Student Text cover

The painting shows Jesus as the Good Shepherd. Jesus is the Good Shepherd because He finds the lost sheep, feeds them, protects them, and leads them home. We are the sheep of Jesus' flock. A good shepherd protects his flock from dangers. Jesus is the Way to Heaven.

PRAYER WITH CHILDREN: Psalm 23

"The LORD is my shepherd, I shall not want; he makes me lie down in green pastures. He leads me beside still waters; he restores my soul. He leads me in the paths of righteousness for his name's sake. Even though I walk through the valley of the shadow of death, I fear no evil; for you are with me; your rod and your staff, they comfort me. You prepare a table before me in the presence of my enemies; you anoint my head with oil, my cup overflows. Surely goodness and mercy shall follow me all the days of my life; and I shall dwell in the house of the LORD for ever."

Welcome (15–20 minutes)

- Welcome students to their second grade class. Introduce yourself and give the children a description of your life: your family, your interests, and your pets.
- Optional ice breaker: Play a Skittles game. Sit in a circle. Pass around a bowl of Skittles and tell each child to pick out three, making sure that the three colors are different. Tell the students that for each color of Skittle they have, they are to tell something about themselves: red—something

MATERIALS

- Bible
- White board and markers
- Grade 2 Student Text, *Jesus Our Life*
- Skittles (see Welcome Activity)
- Handout for the door hanger project; crayons and/or markers; cardstock or foam and scissors (see Focus 3 Optional Activity)

WORDS TO KNOW

salvation history: the story of God's plan to save each of us from the consequences of sin. Salvation history began with Creation and will continue to the end of time. Each of us is a part of this love story in our own lives. As the story unfolds, God's love and mercy become evident through His Son, Jesus Christ; the Church; and grace received in the Sacraments.

personal about themselves (where they live; what grade they're in); yellow—something about their family (number of siblings; what their mom or dad does for a living); orange—favorite TV show; green—something about school (favorite subject; awards and accomplishments); and purple—something about their hobbies.

- Hold up the Student Text, *Jesus Our Life*.
 - *Who do you see in the picture on the cover? (Jesus.)*
 - *What is Jesus doing? (He is a shepherd, guiding His sheep.)*
 - A shepherd leads sheep and keeps them safe. Jesus is the Good Shepherd Who leads His sheep. We are the sheep. Jesus keeps us safe and leads us to Heaven.
- **Tell students the following:** This is a very special year because you will be receiving Jesus in your First Holy Communion. During this year, you will learn how to welcome Jesus into your hearts. At the end of class, you will make something to remind yourself that Jesus is always knocking on the door of your heart.

Proclamation (1 minute)

(Proclaim slowly, then repeat.)

God has a plan that each of us will be with Him in Heaven. Each of us is invited to come to know and love Jesus, Who will lead us to His heavenly home.

Lesson Explanation (30–45 minutes)

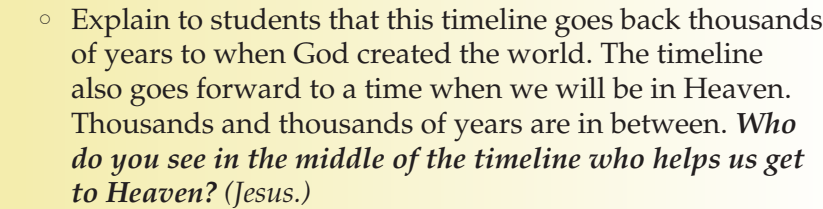
Explain focus points in your own words or use the discussion points and questions.

Focus 1: God has a plan for each of us. God's plan is for us to be with Him in Heaven one day. The Sacraments will help us get to Heaven.

- God loves each of us very much; He has plans for us to be happy forever. God has a plan that one day we will be with Him in His home in Heaven.
 - *How do you think we get to Heaven? Can we buy a ticket to get there? (No.)*
 - *Can we get to Heaven by ourselves? (No; Jesus helps us to get to Heaven, and He gives us others to guide us along the way.)*
 - No matter who we are, we still need Jesus' help; we cannot get to Heaven by ourselves.
- Let's think about all of the things God gave us to help us get to Heaven:
 - *Who did God give us to help us get to Heaven? (Jesus, our parents, brothers and sisters, guardian angel, and others.)*

- Conclusion:** God has a plan for each of us to go to Heaven one day. He gives us the Church, our parents, our families, a guardian angel, and the Sacraments to help us to heaven.

- **Hold up a Bible** and explain: God's plan to help us get to Heaven is written in the Bible.
 - Today we are going to look at God's love story. This story is a love story between you and God. God loves you more than you will ever know. God wants you to love Him back, but He wants to teach you through the Bible how to love.
 - Draw the following simple timeline on the board.



FOCUS 3 OPTIONAL ACTIVITY

- Door hanger project. (See image below.) You may want to use cardstock or foam backing for support.
 - Tell students the following: Today we will decorate a door hanger to put on our bedroom doors. Jesus is always knocking at the door of our hearts. We should answer the door with an open heart. This door hanger will be a reminder to us every day to invite Jesus into our hearts. Every day Jesus waits for us to invite Him into our hearts through our prayers.

- Let's look at God's love story.
 - God created each of us out of love; He wants each of us to be with Him in Heaven. (Point to Creation at the beginning and Heaven at the end of the timeline.)
 - Adam and Eve lived in paradise, where everything was perfect until they disobeyed God. When Adam and Eve disobeyed God, the gates of Heaven were closed. (Put an X over Heaven.)
 - Then God made a plan to reopen the gates of Heaven; He promised to send His Son, Jesus, Who would come to reopen the gates of Heaven. (Point to large cross in center of the timeline.)
 - The people waited a long, long time until Jesus came. During this time God made promises to send Jesus, Who would be their Savior. God made a promise to Adam and Eve, Noah, Abraham, Moses, and David. We call these promises "covenants." (On the timeline, between Creation and Jesus Christ, add the following: Covenant Promises: Adam and Eve, Noah, Abraham, Moses, and David.)
 - Two thousand years after Abraham, Jesus finally came to reopen the gates of Heaven. (Erase the X over Heaven.)
- We are also on the timeline (mark a stick figure on the timeline after Jesus Christ). God's plan for us is to get to His home, Heaven, where we will be happy forever.

Conclusion: God's plan to help us get to Heaven is written in the Bible.

Focus 3: In God's great love story, He asks each one of us to allow Jesus into our hearts by opening the door to our hearts.

- God has a plan for each of us to get to His home in Heaven. He gave us so many people and things to help us get there. YOU are a part of God's love story.
- Part of God's plan for our life is that each of us would open the door to our hearts and let Jesus into our hearts.
 - If we invite Jesus into our hearts, He will help us to get to Heaven. Jesus will come to us this year in a very special way in our First Holy Communion.
 - *What should we do in order to have Jesus in our hearts? (We must invite Him into our hearts through prayer.)*

Conclusion: Each of us must invite Jesus into our hearts through prayer each day. If we open the door to our hearts Jesus, will help us get to Heaven.

Review Supplemental Lesson—Introduction to Salvation History

- God has a plan for each of us to be with Him in Heaven.
- God tells us the story of His love for us in the Bible.
- Jesus wants us to open the door of our hearts for Him.

Application (5–10 minutes)

Choose one or more of the following for discussion.

- *What can each of us do to thank God for letting us be a part of His plan? (Pray; go to Mass with our parents; be kind and loving.)*
- *How can we invite Jesus into our hearts? What can we say to Jesus? (Answers will vary.)*
- Pray: Dear Jesus, I invite You into my heart; please come into my heart today. I want to learn to love You so that one day I can be with you in Heaven.
- During this year of preparation for your First Penance and First Holy Communion, you should remember to invite Jesus into your heart. The door hanger on the door to your room will serve as a good reminder.

Celebration (5 minutes)

- Pray in thanksgiving that we are all a part of God's plan: Dear Jesus, thank You for my life and for all of the people and things in my life that will help me to get to Heaven. Thank You for my parents, my family, and my friends. Thank You for my Catholic Faith, for my parish, and for the priests who help guide us to Heaven. Thank You that this year I will be able to receive You into my heart through my First Holy Communion. Amen.

Lesson 1

Chapter 1—Our Heavenly Father Chapter 2—The Blessed Trinity

Correlated Materials

Student Text: Chapter 1, pp. 6–10;
Chapter 2, pp. 11–15
Activity Book: Chapter 1, pp. 1–4;
Chapter 2, pp. 5–8
Family Guide: G 2–1, pp. 66–67;
G 2–2, pp. 68–69

CHAPTER FOCUS

God is our Father in Heaven. He is all good, all holy, and all knowing. He loves each and every one of us and is with us always and everywhere. When He created us, He made each of us unique, different from everyone else. He also gave each of us a soul. Our souls are the part of us that lives forever and makes it possible for us to love and to make good choices. The Bible tells us about God and what we need to do to live forever with Him in Heaven. It's called the Word of God because God inspired the people who wrote it. There are two parts—the Old and New Testaments—and we hear readings from both parts at every Mass.

There is only one God, but there are three Persons in one God: God the Father, God the Son, and God the Holy Spirit. The three Persons are equal and eternal. They are all wise, all powerful, and all holy. With the Son and the Spirit, the Father created Heaven and earth. The Son came down from Heaven to be our Savior.

Begin the Lesson

Preparation (5–10 minutes)

Use one or more of the following resources for prayer and student preparation for the lesson.

SCRIPTURE: Student Text, p. 7

“How precious is your mercy, O God! The children of men take refuge in the shadow of your wings” (Psalm 36:7).

God is our all-loving and all-merciful Father. Those who abide in God's love are protected by Him. God is our Creator, and He is always with us to protect and guide us.

Student Text, p. 11

“Go therefore and make disciples of all nations, baptizing them in the name of the Father and of the Son and of the Holy Spirit” (Matthew 28:19).

Jesus reveals all three Persons of the Blessed Trinity. He tells His Apostles to baptize all in the name of the Father, the Son, and the Holy Spirit. Through Baptism we share in God's life.

SACRED ART: Student Text, p. 6

God the Father is seated on the heavenly throne. His arms are extended as He blesses us and invites us to draw closer to Him.

Student Text, p. 12

This is a beautiful depiction of the Blessed Trinity that shows us that the Trinity is a relationship of love. God the Father, clothed in royal purple robes, pours out His love. Jesus, the Son of God, suffers and dies on the Cross in a response of self-giving love. Through the love of the Father and the Son, the Holy Spirit, represented by a dove, comes forth.

PRAYER WITH CHILDREN: Our Father, Student Text, p. 176

He taught us about God, died for our sins, and rose from the dead. The Holy Spirit helps us to pray, be good, and love God. We call the mystery of three Persons in one God the Blessed Trinity.

AIMS

- Students will learn that God is their Father who wants them to be happy with Him in Heaven.
- Students will learn that God loves them and gave them a human soul so that they can choose to love as He loves.
- Students will learn that they can come to know God through the Bible.
- Students will know that there is only one God, but three Persons in God, the Blessed Trinity.
- Students will know that while God is eternal and complete in the Trinity He freely chose to create out of love.
- Students will learn that the Trinity is like a family that is united in love.

CATECHISM OF THE CATHOLIC CHURCH REFERENCES

- Attributes of God Shown in and through Creation: 268–78, 293, 315, 341
- Dignity of Man: 1700–712
- God as Creator of Heaven and Earth: 279–81, 295–300, 325–27
- God Transcends Creation: 300–301, 320
- God’s Omnipotence: 268–78
- Man as Body and Soul: 362–68, 382
- Ways of Knowing God: 31–38, 46–48, 286
- Belief in One God: 199–202, 228
- Creation as the Work of the Trinity: 290–92, 316
- Holy Trinity in the Doctrine of the Faith: 249–56, 266
- Revelation of God as Trinity: 238–48, 261–64

Proclamation (1 minute)

(Proclaim slowly, then repeat.)

God created us so that we could be one with Him in Heaven. God gave us a human soul so that we could love as He loves. The Blessed Trinity is a relationship of Persons between God the Father, Son, and Holy Spirit. This relationship shows us how God loves.

Lesson Explanation (35–45 minutes)

Explain focus points in your own words or use the discussion points and questions.

Focus 1: God, our Father in Heaven, wants us to be with Him in Heaven. God gives us the Bible to help teach us how to get to Heaven.

- **What do you know about God the Father?** *(He is the Creator of Heaven and earth. He is our Father. He loves us.)*
- **What kinds of things do you do with your father (or guardian)?** *(Play, work, read stories, laugh, etc.)*
 - **What things does your father do for you and how are they examples of God’s love?** *(They cook for us; they drive us to school and practice; they say prayers with us and tuck us into bed; they take care of us when we are sick or hurt; they keep us safe.)*
 - These are examples of God, Who is a good Father Who loves us and cares for us.
 - **How are you like your father?** *(Same eye color; same hair color; same likes/dislikes.)*
 - **Who made you?** *(God.)*
 - Just like you resemble your earthly fathers, you also have something in common with your Heavenly Father. We will be learning about that in a few minutes.

A Note about Fathers

Jesus teaches us to call God “Father” with the prayer of the Our Father: Matthew 6:9–13.

It is important to be sensitive to specific needs of the children when teaching about fathers (some children may not have fathers at home). You may ask them about the good things that fathers do for their children. Children know and can see that our fathers are human and that they have imperfections, even when they are trying very hard to follow Jesus and to be good men. Remind them that their Heavenly Father is perfect and loves perfectly. He is the model and help for all fathers.

MATERIALS

- Student Text
- Activity Book
- Chalkboard or dry erase board
- Crucifix
- Paper, pencils, colored pencils, markers, crayons, poster board, scissors, glue
- Class set of Bibles
- Balloons (one per child)

Optional:

- “Holy God, We Praise Thy Name!” in the *Adoremus Hymnal*, #461
- “God Father, Praise and Glory” in the *Adoremus Hymnal*, #464
- Missalettes
- Video *Patrick: Brave Shepherd of the Emerald Isle*, CCC of America (available through Ignatius Press; 30 minutes)

WORDS TO KNOW

Heaven: the place of reward for those who were good and asked God to forgive their sins. In Heaven we see God and are happy with Him forever.

soul: the part of us that thinks, loves, and chooses to do good or evil. The soul lives forever.

Bible: the holy book that God gave us. It tells us about God, His Chosen People, the Savior He sent, and the early days of the Church.

Blessed Trinity: the mystery that tells us God is three Divine Persons in one God

mystery: something that we cannot fully understand, but we believe because God has told us it is true

- *How do you learn about your father?* (Spend time together; talk; do things together.)
- *What are some ways you can get to know your Heavenly Father better?* (Pray to Him; learn about Him; listen to Him; go to Mass; perform acts of charity; read/listen to the Holy Bible.)
- The Bible reveals much about God to us that we could not otherwise know. (**Hold up a Bible**; tell students we should treat it with respect because it is the Word of God.)
 - There are many different writers of the Bible. *Do you know who inspired certain people to write the books of the Bible?* (God.)
 - Yes, God inspired the writers to write the Bible. The **Bible** is God’s Word written by human authors. The human authors wrote only what God wanted, no more and no less.
 - The Bible has two parts: the Old Testament and the New Testament (show students the two parts of the Bible).
 - These two parts of the Bible tell us about Who God is and His plan for all of us to go to **Heaven** one day.
 - The Bible tells us how much God loves His people and how much He loves us. This is really a love story between God and us.
 - *Do you know any stories in the Bible that tell us about how much God loves His people?* (Answers will vary.)
 - The Old Testament tells us about Creation and God’s promises to send a Savior.
 - The New Testament is about how God keeps His promise and sends the Savior, Jesus Christ.

Conclusion: God is our Heavenly Father. He loves us so much that He wants us to be with Him in Heaven, so He gave us His Word in the Holy Bible. We can learn more about God, our Heavenly Father, by praying and reading the Holy Bible.

FOCUS | OPTIONAL ACTIVITIES

- Activity Book, pp. 1 and 4
- Find the Sunday readings in the Missalette. Point out that the Gospels in the New Testament are all about Jesus as our Savior.
- Play a game where you give a book of the Bible and students must find whether it is part of the New or Old Testament.

Focus 2: God gave each of us a soul that lives forever and allows us to choose to love.

- **Demonstrate** how air in a balloon is similar to our souls in our bodies. **Explain** that while the air gives the balloon life, the soul gives life to our bodies.

Questions about Death

When discussing the soul, children may ask questions about death. Explain that, at death, the body dies and the soul lives forever. If we live good lives that are pleasing to God, we will be with Him forever in Heaven. You may want to add that, at the end of time, our bodies will rejoin our souls, and they will be glorious. In Heaven, we will be happy forever with God, the angels, and the saints.

Human Beings Have One Nature: Body and Soul

“The unity of body and soul is so profound that one has to consider the soul to be the ‘form’ of the body: i.e., it is because of its spiritual soul that the body made of matter becomes a living, human body; spirit and matter, in man, are not two natures united, but rather their union forms a single nature” (CCC 365).

- **Use one balloon** or pass out balloons to children and ask them to inflate them.
 - **Explain** that the air filling the balloons is very real, even though it is invisible.
 - Without the air the balloons are not the same. It is the air that makes the balloons so much better.
- Our bodies have souls that cannot be seen but are very real.
 - The **soul** gives the body life (in a similar way that air gave life to the balloon, although air is not the same as our soul).
 - Without the soul, the body is dead. This is what happens when someone dies; the soul leaves the body.
- **What are you able to do that animals and plants cannot do?** (Answers will vary; lead students to say that we can think, make choices, love as God loves.)
- The reason we are different from animals and plants is because we have rational souls. This means that we can think and choose to do good instead of bad. (Use **Chalk Talk Staircase of Creation** for further explanation. For reproducible original, see Appendix B-2.)

CHALK TALK: STAIRCASE OF CREATION



- **Can your pet laugh or cry?** (No, our rational souls are what allow us to laugh or cry.)
- **Can your pet pray to God?** (No, our souls allow us to love and pray to God. They allow us to choose to love God, other people, and all of God’s creation.)
- **We are all made to be in relationships. What did God give you so that you can live in a relationship with others?** (A family. We are born into families and baptized into God’s family—so we can love, just as God loves us.)
- Our souls will never die. It will live forever.
 - If we love God and stay close to God, when we die, our souls will go to Heaven to be with God forever! This is the greatest gift He could give us. Heaven is a wonderful place—the MOST wonderful place!
- **How do we take care of our souls?** (Prayer, the Sacraments, rest, worship, good friendships, avoiding sin, etc.)

FOCUS 2 OPTIONAL ACTIVITY

- Activity Book, p. 2

Thomas Aquinas' Five Proofs

While Aquinas' Five Proofs are far too complicated for second graders, they provide useful background for teachers. Following are brief summaries of Aquinas' Proofs:

First Proof: Everything that exists has a mover that puts it in motion; therefore, there must be a first mover.

Second Proof: Everything that exists has a cause; therefore, there must be an uncaused first cause.

Third Proof: Every being finds its necessity in another being; therefore, there must be a being with its own necessity, not receiving necessity from another.

Fourth Proof: Everything that exists is a species of a genus, or maximum; therefore, there must be "a maximum cause of being, goodness, and every perfection in all being."

Fifth Proof: Natural things function properly; therefore, there must be an intelligent being who directs natural things to their proper end.

FOCUS 3 OPTIONAL ACTIVITY

- Activity Book, pp. 3 and 5

Conclusion: Our souls help us to love as God loves. They allow us to love and choose to love. Our souls live forever.

Focus 3: God is eternal. He freely created all things from nothing.

- God always existed, even before there was a world, a sky, people, or animals. Long ago, there was nothing but God.
 - *What do you think it was like before God created the universe and everything in it? (Answers will vary.)*
 - *You may wonder, was God unhappy to be all alone? (No, God did not need anything to make Him happy.)*
- God created us out of love; He wanted to share His life with us. Here are some things to know about Who God is:
 - God is eternal. He is always with us!
 - God is everywhere. He knows what you are doing and what you are thinking.
 - God is all good and holy.
 - God watches over us and lovingly cares for us (His providence). God is our friend.
 - God is our Father. He created us and loves us as His children.
 - God existed before time! He is outside of time and has always existed.
 - He created everything out of nothing. He created the world, the sun and moon, the seas and land. He created all the creatures of the world.
- God is love; He is perfect in every way. *Are you happy that God wants to share His life with you? (Yes.)*

Conclusion: God is eternal—He always was and always will be. He exists outside of time. God freely created all things from nothing.


Focus 4: The Blessed Trinity is three Persons in one God.

- God is three separate Persons in one God. (Draw on the board **Chalk Talk**, The Blessed Trinity on p. 6, to demonstrate.)
 - God the Father is the First Person of the Trinity. The Father is God.
 - Jesus, the Son, is the Second Person of the Trinity. Jesus, the Son, is God.
 - The Holy Spirit is the Third Person of the Trinity. The Holy Spirit is God.
 - In the **Blessed Trinity**, the Persons are different, but one did not come before the others. Each Person has always existed.
 - The Blessed Trinity is a mystery.

FOCUS 4 OPTIONAL ACTIVITIES

- Activity Book, p. 6
- Show *Patrick: Brave Shepherd of the Emerald Isle*, CCC of America (available through Ignatius Press; 30 minutes)

CHALK TALK: THE BLESSED TRINITY



- **Optional demonstration:** Light one candle. From that candle light three additional candles.
 - The three flames are separate, but equal.
 - Bring the flames together into one flame.
 - *How does this remind you of the Blessed Trinity?* (God is three Persons in one God—Father, Son, and Holy Spirit.)
 - *What two things come from this flame?* (Heat and light.)
 - The flame gives both heat and light. The flame is not just heat, and the flame is not just light. They are together but different from one another. You cannot know which came first.
- A puzzle can be solved. We fit the pieces together, and in time it is a completed picture. A math problem can be solved. We may need to find some more information, but with effort we can find the answer.
- A **mystery** is not a puzzle or a problem. It is not something to be solved. Even the smartest people do not fully understand a mystery.
- A mystery is something God wants us to know about, even if it is hard to understand. But with faith, we can believe God's mysteries and come to understand them more.

Conclusion: God is three separate Persons—Father, Son, and Holy Spirit—in one God. We call the three Persons in one God the Blessed Trinity.

Focus 5: The Blessed Trinity is a family united in love. Each of us is called to share in God's relationship of love.

- *Is your family united by love?* (Yes.)
- Look again at the picture of the Blessed Trinity on page 12. The Blessed Trinity is also a family. *What do you think unites the Trinity?* Hint: the same thing that unites your family. (Love.)

FOCUS 5 OPTIONAL ACTIVITY

- Activity Book, pp. 7–8

- **How does the Father love?** (He created all of us out of love, and He pours His love to all.)
- **How did the Son show His love?** (He suffered and died on the Cross so that we could have eternal life in Heaven.) We call this “total self-giving love” because Jesus gave Himself totally.
- Through the love of the Father and the Son, the Holy Spirit comes forth. **In the picture, what represents the Holy Spirit?** (The dove.)
- **Do you know how God has come into your life already?** (Through Baptism.)
- **How does the Holy Spirit show His love?** (He makes us holy; He helps us to pray, to do good, and to love God back.)
- **How is the Blessed Trinity like a family?** (They love each other; each loves through different works They do, and They are united by love.)
- **At home, how do you respond to your parent’s love?** (By loving them back.)
- We should continue to share in God’s life of the Trinity by responding to God’s love. **How can we respond to God’s love every day?** (Through prayer, by going to Mass each Sunday, by obeying our parents, by doing small acts of kindness, etc.)
- The Blessed Trinity is a family of love. We should always respond back in love. One way to show our love for the Blessed Trinity is by making the Sign of the Cross.
- The Sign of the Cross is a simple prayer that reminds us of our belief in the mystery of the Blessed Trinity.
 - It also reminds us that Jesus died on a Cross to save us from our sins.
 - **Recite** the Glory Be together. This prayer reminds us of the Blessed Trinity and that God always was, is, and always will be—all three Persons in one God.

Conclusion: The Trinity is a family united in love. Each of us is called to share in God’s relationship of love.

Review Lesson 1, Chapters 1 and 2 (3 minutes)

- God is our Heavenly Father. He loves us so much that He wants us to be with Him in Heaven, so He gave us His Word in the Holy Bible. We can learn more about God, our Heavenly Father, by praying and reading the Holy Bible.
- God gave each of us a human soul that lives forever and allows us to think, to choose, and to love. Our souls make us like God.
- God is three separate Persons—Father, Son, and Holy Spirit—in one God. We call the three Persons in one God the Blessed Trinity.
- We can share in the life of the Trinity through our love for God. Each of us is called to share in God’s relationship of love.

Saint Thérèse of Lisieux

Also known as the “Little Flower,” Saint Thérèse was born in France in 1873. She became a Carmelite nun at age fifteen with special permission from the Pope. She died of tuberculosis in 1897 and was canonized in 1925. She is the patron saint of missions. Her feast day is October 1. As a very young girl, Saint Thérèse understood the beauty of Heaven and the joy of being with God forever. She loved her parents and God so much that she wanted her mom and dad to be happy with Him forever. She knew that they could only be happy with God if they died. Because of this, she was not afraid for her parents to die.

Application (10–20 minutes)

Choose one or more of the following for discussion.

- **What are some ways God cares for you and shows you He loves you?** (*Through my parents; He sent Jesus to die and rise from the dead so I can go to Heaven; He gave me a guardian angel; He sent the Holy Spirit to help me do good.*)
- **What are some good things you were able to do today because you have a soul?** (*Answers will vary. Example: choose to love my mom and dad and do what they ask even though I didn't want to, etc.*)
- Our body and soul together make us human beings. **What do you do to take care of your body?** (*Eat healthy, exercise, etc.*) **What can you do to take care of your soul?** (*Pray; go to Mass; read the Holy Bible; keep good holy friendships.*)
- God the Father created the whole world. **What are you especially happy about that He created?** (*Answers will vary.*)
- God the Holy Spirit helps us to pray, be good, and believe in God. **What is something you need to be better at in your faith for which you could ask for His help?** (*Answers will vary.*)

Celebration (5–10 minutes)

Choose one or more of the following.

- Prayer: Sign of the Cross
- Prayer of thanksgiving: Thank you, God the Father, for creating me and all of space, the earth, and everything in the earth for me. Thank you, God the Son, for suffering and dying on the Cross and rising from the dead so that I can have eternal life and live forever with You in Heaven. Thank you, God the Holy Spirit, for teaching me how to pray and love as I should and for protecting and guiding me. Amen.
- Read about the life of Saint Thérèse of Lisieux. (See sidebar.)

Take Home

- Student reading for next lesson: Student Text: Chapter 1, pp. 6–10; Chapter 2, pp. 11–15; Chapter 3, pp. 16–20; Chapter 4, pp. 21–25
- Optional: Activity Book: Chapters 1 and 2, pp. 1–8
- Optional: Family Guide: G 2–1, pp. 66–67; G 2–2, pp. 68–69



1 Our Heavenly Father

“How precious is your mercy, O God!
The children of men take refuge in the
shadow of your wings.”

Psalms 36:7

Do you know Who God is? He is our Father in **Heaven**. He is great and holy. He loves you more than anyone else loves you.

God always wanted someone just like you to exist. So He made you. He gave you your hands and feet, your eyes and ears. God made you different from everyone else, because you are very special to Him.

God has also given you a **soul**. You cannot see your soul, but your soul is what gives you life. If you did not have a soul, you could not think. You could not laugh. You could not talk. Your soul is what allows you to do these things. Your soul gives you the power to do what is right and good. The soul is the part of you that never dies. It lives forever.

God our Father does not live only in Heaven. He is everywhere. He always sees you and watches over you.

7

He always knows what you are doing and what you are thinking about. If you are ever alone or afraid, you should remember that God is with you and that He is your friend.

God wants you to be His child and to live someday with Him in Heaven.

- Q. 1** *Who made you?*
God made me (CCC 355, 371–73).
- Q. 2** *Who is God?*
God is the all-perfect Being, Creator of Heaven and earth (CCC 41, 290–91).
- Q. 3** *Where is God?*
God is in Heaven, in the Church, on earth, and everywhere (CCC 294, 303, 326, 773).
- Q. 4** *Does God know everything?*
Yes, God knows everything, even our thoughts (CCC 299, 303–5).

8

One of God’s great gifts to us is the **Bible**. The Bible is a big book. It tells us many things about God that we could not find out in any other way. God told the men who wrote the Bible what to say. That is why we call the Bible the Word of God.

The Bible has two parts. The Old Testament tells how God made Heaven and earth. It tells the story of the first sin. It tells us what people did for many years as they waited for the Savior.

The New Testament tells the story of Jesus: His birth, His life and teachings, and how He saved us from sin. It tells how the Church began.

At Mass on Sunday we hear three readings from the Bible.

Words to Know:

Heaven soul Bible

9

We Pray:

"I give you thanks, O LORD,
with my whole heart."

Psalms 138:1

**"I will not forget you. Behold, I have
graven you on the palms of my hands."**

Isaiah 49:15-16

10

Name: _____

Our Heavenly Father

Quiz 1

Yes or No. Circle the correct answer.

1. Did God make you? ☒ Yes ☐ No
2. Does God love you? ☒ Yes ☐ No
3. Can you see God? ☐ Yes ☒ No

Fill in the blanks. Use the words below to help you.

Word Bank

Bible Father wants soul live

1. God is our Father.
2. God gave me a soul.
3. My soul will live forever.
4. God wants me to go to Heaven.
5. The Bible is the Word of God.

Faith and Life Series • Grade 2 • Appendix A


A-1

Name: _____

I Am a Child of God!

**"How precious is your mercy,
O God!"** *Psalms 36:7*

Draw a picture of yourself and God the Father.



Faith and Life Series • Grade 2 • Chapter 1 • Lesson 1

1

Name: _____

**Look up these words in the back of your book and
write their meanings.**

Heaven: The place of reward for those who
were good and asked God to forgive their
sins. In Heaven we see God and are happy
with Him forever.

Soul: The part of us that thinks, loves, and
chooses to do good or evil. The soul lives
forever.

Can you answer these questions?

1. Who made you?
God
2. Who is God?
Our Father in Heaven
3. Where is God?
God is not only in Heaven. He is
everywhere.
4. Does God know everything?
Yes

2

Faith and Life Series • Grade 2 • Chapter 1 • Lesson 2

Name: _____

God Is Everywhere

List some places where God is.

1. Answers will vary.
2. _____
3. _____

Draw a picture of one of these places.



Faith and Life Series • Grade 2 • Chapter 1 • Lesson 3

3

Name: _____

Bible Facts

Answer the following questions.

Who gave us the Bible?

God

What is the Bible?

It is a big book.

What does the Bible tell us about?

It tells us many things about God.

It is the Word of God.

Who wrote the Bible?

Men

The Bible has two parts. What are they?

1. The Old Testament
2. The New Testament

4

Faith and Life Series • Grade 2 • Chapter 1 • Lesson 4

2 The Blessed Trinity

“Go therefore and make disciples of all nations, baptizing them in the name of the Father and of the Son and of the Holy Spirit.”

Matthew 28:19

God has always existed, even before there was a world, a sky, people, or animals. There was nothing but God.

You may wonder, was God unhappy to be all alone? God did not need other things to make Him happy. And He was not really alone.

There is only one God, but in God there are three Persons. Their names are God the Father, God the Son, and God the Holy Spirit. The Father did not make the Son and the Spirit. The three Persons are equal and always were. All three are God. They are all wise, all powerful, and all holy. We call the three Persons in one God the Blessed **Trinity**.

With the Son and the Spirit, God the Father created Heaven and earth. He made us and He made all

11



things for us. He is the First Person of the Blessed Trinity.

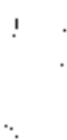
God the Son is the Second Person of the Blessed Trinity. He came down from Heaven to be our Savior, Jesus Christ. He taught us all about God and showed us how to love Him. Jesus died for us and rose from the dead.

The Third Person of the Blessed Trinity is God the Holy Spirit. He helps us to pray, to be good, and to love God. The Holy Spirit comes to live in our souls when we are baptized.

It is hard to understand how God can be both three and one at the same time. Even very smart people don't understand it. So we say that the Blessed Trinity is a mystery. A **mystery** is something God wants us to know about, even if it is hard to understand. And if we love God, we want to know about Him, too!

Whenever we begin our prayers we make the Sign of the Cross. Every time we make the Sign of the Cross we are showing that we believe in the Blessed Trinity and the saving love of Jesus.

13



"In the Name of the Father and of the Son and of the Holy Spirit. Amen."

Q. 5 *Is there only one God?*
Yes, there is only one God (CCC 233).

Q. 6 *How many Persons are there in God?*
In God there are three Persons: the Father, the Son and the Holy Spirit (CCC 253).

Q. 7 *What do we call the three Persons in one God?*
We call the three Persons in one God the mystery of the Blessed Trinity (CCC 234).

14

We Pray:

Glory be to the Father, and to the Son, and to the Holy Spirit. As it was in the beginning, is now, and ever shall be, world without end. *Amen.*

Words to Know:

Blessed Trinity mystery

Praise God, from Whom all blessings flow;
Praise Him, all creatures here below;
Praise Him above, you heavenly host:
Praise Father, Son, and Holy Ghost.

15

Name: _____

The Blessed Trinity

Quiz 2

Fill in the blanks. Use the words below to help you.

Word Bank

Father three Holy Spirit one Trinity Son


1. There is only one God.
2. There are three Persons in God.
3. We call the three Persons in one God the Blessed Trinity.
4. The First Person of the Blessed Trinity is God the Father.
5. The Second Person of the Blessed Trinity is God the Son.
6. The Third Person of the Blessed Trinity is God the Holy Spirit.

A-2

Faith and Life Series • Grade 2 • Appendix A

Name: _____

Draw a picture of yourself with God in your heart.



Faith and Life Series • Grade 2 • Chapter 2 • Lesson 1

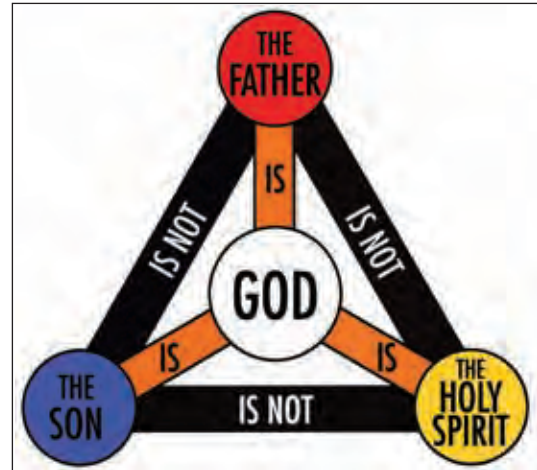
5

Name: _____

The Blessed Trinity

One God in three Persons

Color the circle with “The Father” red, “The Son” blue, and “The Holy Spirit” yellow. Then color the sections with the word “is” orange, and the sections with “is not” black.



6

Faith and Life Series • Grade 2 • Chapter 2 • Lesson 2

Name: _____

The Blessed Trinity

Use the following words to help you fill in the blanks.

One	Father	always	died
God	Son	Jesus	rose
three	Holy Spirit	Heaven	cowboy
Person	earth	Savior	four

There is only One God, but in God there are three Persons. The three Persons are equal and always were. The Father is the First Person. He created Heaven and earth. The Son is the Second Person. His name is Jesus. He came down from Heaven to be our Savior. Jesus died for us and rose from the dead. The Holy Spirit is the Third Person of the Blessed Trinity.

Faith and Life Series • Grade 2 • Chapter 2 • Lesson 3

7

Name: _____

Word Search

Can you find these words in the puzzle? Look carefully! The words go across and down.

BODY	CHRIST	MASS
HEAVEN	HOLY SPIRIT	ONE
JESUS	GREAT	SON
SOUL	BIBLE	GOOD
CROSS	OLD	HOLY

B	O	D	Y	A	E	N	C	R	O	S	S	R
E	L	S	T	E	S	X	G	E	Y	K	Z	A
H	D	K	H	A	U	I	D	A	Y	L	E	N
K	H	E	A	V	E	N	K	S	O	N	N	T
G	O	O	D	L	R	I	A	T	D	H	N	S
K	N	T	T	E	R	E	K	E	M	T	A	O
V	E	G	M	I	M	A	S	S	I	E	A	U
H	O	L	Y	L	U	E	S	U	S	T	L	L
B	I	B	L	E	S	V	E	G	R	E	A	T
B	G	R	K	S	C	H	R	I	S	T	I	S
A	L	L	E	J	E	S	U	S	L	P	T	T
T	H	O	H	O	L	Y	S	P	I	R	I	T

8

Faith and Life Series • Grade 2 • Chapter 2 • Lesson 4

Lesson 2

Chapter 3—God the Creator Chapter 4—God Made Us

Correlated Materials

Student Text: Chapter 3, pp. 16–20;
Chapter 4, pp. 21–25
Activity Book: Chapter 3, pp. 9–11;
Chapter 4, pp. 13–16
Family Guide: G 2–3, pp. 70–71;
G 2–4, pp. 72–73

CHAPTER FOCUS

God created the world out of love for us, and everything in it reflects His glory.

In creation, we can see that God is real. We can also see His beauty, wisdom, and providence. We should respond to creation by exercising good stewardship—using things the right way—and by thanking and praising God. All creation praises God by simply existing. Man can also choose to praise God through song, poetry, actions, and gestures.

God created man to know, love, and serve Him and to be happy forever with Him in Heaven. Adam and Eve were the first man and woman He created. In the beginning, they lived in the Garden of Eden in a state of original justice—they were never sick or hurt, were not tempted to sin, lived in harmony with God and creation, and had all the knowledge and food they needed to live. They also had God’s life, His grace, in their souls. God made every other human person. We are all unique, but we are all images of Him. God

Begin the Lesson

Preparation (5–10 minutes)

Use one or more of the following resources for prayer and student preparation for the lesson.

SCRIPTURE: Student Text, p. 17

“Worthy are you, our Lord and God, to receive glory and honor and power, for you created all things, and by your will they existed and were created” (Revelation 4:11).

Out of justice we owe God our praise and worship as Creator of Heaven and earth. God creates out of nothing.

Student Text, p. 21

“So God created man in his own image, in the image of God he created him; male and female he created them” (Genesis 1:27).

Man and woman are created in the image and likeness of God. They have an eternal soul that separates them from the rest of creation and allows them to share in the very life of God.

SACRED ART: Student Text, p. 16

God the Father is sweeping over all of creation. At His very thought creation comes into being out of nothing.

Student Text, p. 22

Adam and Eve are pictured in the Garden of Eden, where they enjoyed complete peace and happiness. They enjoyed an intimate friendship with God and peace with the animals. They never experienced sickness or sadness.

PRAYER WITH CHILDREN: Our Father, Student Text, p. 176

Review Lesson 1, Chapters 1 and 2 (3 minutes)

- God is our Heavenly Father. He loves us so much that He wants us to be with Him in Heaven, so He gave us His Word in the Holy Bible. We can learn more about God, our Heavenly Father, by praying and reading the Holy Bible.

has given each of us a guardian angel who is always by our side to guide and protect us.

AIMS

- Students will learn that God reveals His love in creation and that they were created to give thanks, praise, and glory to God in all that they do.
- Students will learn that every person is made in the image and likeness of God and that every human life is a gift.
- Students will learn that, because they were created in God's image, they desire to be one with Him.
- Students will learn that God, in His love for man, offers the gift of grace.

CATECHISM OF THE CATHOLIC CHURCH REFERENCES

- Attributes of God Shown in and through Creation: 293–95, 315, 341
- God as Creator of Heaven and Earth: 279–81, 286, 325–27
- God Creates out of Nothing: 296–98, 317–18
- God Creates out of Wisdom and Love: 295, 315
- God's Omnipotence: 268–78
- Purpose of Creation: 356–58
- Ways of Knowing God: 31–38, 46–48, 286
- Angels: 328–36, 350–52
- Creation of Man: 343, 353, 355–56, 374, 381
- Grace: 1996–2005, 2021–24
- Man's Vocation to Beatitude: 1718–24, 1726–29

MATERIALS

- Student Text
- Activity Book
- Chalkboard or dry erase board
- Crucifix

- God gave each of us a human soul that lives forever and allows us to think, to choose, and to love. Our souls make us like God.
- God is three separate Persons—Father, Son, and Holy Spirit—in one God. We call the three Persons in one God the Blessed Trinity.
- We can share in the life of the Trinity through our love for God. Each of us is called to share in God's relationship of love.

Proclamation (1 minute)

(Proclaim slowly, then repeat.)

God created out of love. God created us in His image and likeness. Because of this we can know and love.

Lesson Explanation (35–45 minutes)

Explain focus points in your own words or use the discussion points and questions.

Focus 1: God creates out of love. All creation reflects the glory of God and teaches us about the wisdom of God. We were made to praise our **Creator**.

- God created out of nothing, things that man could never make, like water.
- Man-made things are things that have been made using God's creation to make something else, like using trees to make wooden boards for houses.
 - **Ask students** for examples of other things we make using God's creation.
 - **Why did God create?** *(He loves us and wanted us to be happy.)*
 - **How can we learn about the qualities of God through creation? Explain** the following:
 - Flowers are beautiful, so God is all beautiful.
 - Rivers are powerful, so God is all powerful.
 - Men are wise, so God is all wise.
 - Seasons are good, so God is all good.
 - **What are some ways that God takes care of His creation?**
 - **How do plants grow?** *(God gives water and sunlight for plants to grow.)*
 - **How does God provide food for us to eat?** *(God provides plants and animals.)*
 - **How does God provide materials for us to make homes?** *(God provides trees for animals and humans to build houses. Students may provide additional examples.)*

- Paper, pencils, colored pencils, markers, crayons, poster board, scissors, glue
- Class set of Bibles

Optional:

- “All Creatures of Our God and King” in the *Adoremus Hymnal*, #600
- “All People That on Earth Do Dwell” in the *Adoremus Hymnal*, #622
- Video *My Secret Friend: A Guardian Angel Story*, CCC of America (available through Ignatius Press; 30 minutes)

WORDS TO KNOW

Creator: God is the Creator. That means He made everything out of nothing.

Adam and Eve: the first man and woman God made. We call them our first parents because everyone came from them.

grace: the life of God in our souls. We receive grace from the Sacraments, from prayer, and from doing good.

serve (to serve): to do what God wants us to do. To do God’s work.

guardian angel: a special angel given to each of us by God to help us

Litany of Gratitude

God gave us parents.

Thank You, God, our Father!

God gave us friends.

Thank You, God, our Father!

God gave us trees and plants.

Thank You, God, our Father!

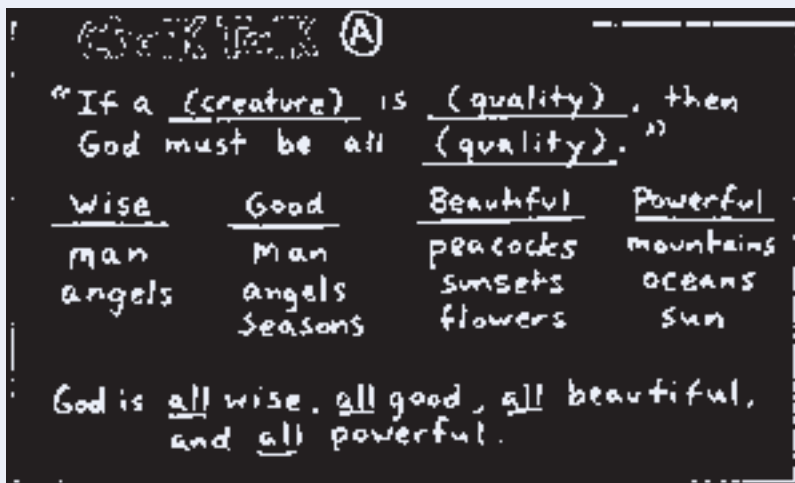
God gave us animals.

Thank you, God, our Father!

God gave us His love.

Thank you, God, our Father!

CHALK TALK: GOD CAN BE SEEN IN HIS CREATURES



- **Use Chalk Talk, The Creator, and God Can Be Seen in His Creatures. Write on the board** "wise," "powerful," "good," and "beautiful." Explain what each word means.
 - We know that God possesses these qualities because we find them in His creatures. Name some of God’s creatures that are wise, powerful, good, and beautiful. (*Lead students to fill in Chalk Talk, prompting them as necessary.*)
 - **How can we care for God’s creation?** (Examples: Taking care of our pets, recycling; cleaning up parks/forests, not wasting food, not polluting; using things the way they were intended, being kind to animals.)
 - **How can we give God thanks, praise, and glory through His creation?** (Prayer, art, songs, poetry, etc.)
 - **If time permits,** read poems of praise and thanksgiving in Student Text, pages 18–19.

CHALK TALK: THE CREATOR



FOCUS | OPTIONAL ACTIVITIES

- Activity Book, pp. 9–11
- Take students outside for a nature walk, pointing to things that God created. Ask students how they can give glory to God for His creation.

Value in Every Human Life—Blessed Herman the Cripple

God took great care in creating each person, including those with physical and mental disabilities. Many great figures in history were given special challenges by their bodies. For example, tradition holds that the greatest poet of Greece, Homer, was blind. The great German composer Beethoven became completely deaf, yet he continued to write beautiful music. In the Church, there have been numerous saints with physical disabilities. Saint Colette, for instance, was very small and weak, but her faith in God was great enough and strong enough to influence others. Also known as Herman Contractus, Blessed Herman the Cripple was so terribly deformed that he could barely move on his own, yet he had one of the most brilliant minds of the Middle Ages and is still famous today for the hymns *Salve Regina* and *Alma Redemptoris Mater*, which he composed. He lived a saintly life in a Swiss monastery while composing hymns, mathematical treatises, and poetry. His feast day is September 25.

- Visualizing Angels: **Remind** the children that angels are pure spirit. They do not have bodies or wings but people imagine them that way. Though angels sometimes communicate with mankind, angels are invisible.

Conclusion: God creates out of love. All creation reflects the glory of God and teaches us about the wisdom of God.

Focus 2: God created man and woman in His image and likeness. We were created to know, love, and serve God and be happy with Him forever in Heaven.

- **Read** from the Holy Bible the story of the creation of man and woman (Genesis 2), or summarize (using questions below), or read from a children's Bible.
 - *Who made man?* (God the Father.)
 - *How?* (Out of dust.)
 - *Who made woman?* (God the Father.)
 - *How?* (From man's rib.)
 - *Why did God make woman?* (So Adam would not be alone, to help man.)
 - *Were man and woman happy together?* (Yes.)
 - *Is it good for man and woman to be together?* (Yes.)
 - *What is man's name?* (Adam.)
 - *Where did Adam live?* (Garden of Eden.)
 - *What did the man do?* (Take care of God's creation.)
 - *Why did God create the woman?* (Adam was lonely.)
 - *What was the woman's name?* (Eve.)
- God took great care in making us! Every detail works together perfectly.
 - *What would happen if our noses were upside down?* (We could drown when it rains.)
 - *What would happen if our knees bent backwards?* (We would have a hard time sitting in chairs.)
 - God considered all of His creatures well and made them with great care.
 - Every human person has great dignity because we are made in the image of God. **(If time allows, read or summarize the sidebar Value in Every Human Life.)**
- Because we are made in the image of God, we are like God in some ways.
 - *What do we have in our souls that is God's life in us?* (Grace—a share in God's own life.)
 - With **grace** in their souls, **Adam and Eve** became God's children and could live with Him forever in Heaven.
 - With God's life in us, we desire to be with God. God made us so that we will be happiest when we are with Him.

FOCUS 2 OPTIONAL ACTIVITY

- Activity Book, pp. 13, 15

- When we are with God, we want to know Him, love Him, and **serve** Him. The more we know Him, the better prepared we will be to live with Him forever in Heaven.
- *How can we know God? (Study, pray, go to Mass, etc.)*
- *How can we love God? (Keep the Commandments, receive the Sacraments, and make sacrifices.)*
- *How can we serve God? (Help our neighbors, do good works, share our love for God with others.)*

Conclusion: All human beings are made in the image and likeness of God. Because we are created in God's image, we desire union with Him. God made us so that we will be happiest when we know Him, love Him, and serve Him. The more we know Him, the better prepared we will be to live with Him forever in Heaven.

Focus 3: God gave Adam and Eve the gift of original justice.

- **Tell the students** a story along this line:
 - As a gift for my nephew, I gave him beautiful markers. I told him that they would be great for writing and making crafts. As he used them for writing and drawing, it made me very happy. As he used them well, he showed respect for the gift and for me, who gave him the gift.
 - *In this story, how did my nephew show respect for the gift? (He used the gift well and he was thankful.)*
 - *How should we show respect for the gift of God's grace? (Use it properly; be thankful to God.)*
 - *Grace is a share in God's life. What did grace allow Adam and Eve to do? (It allowed them to share in God's life; it made Adam and Eve able to live forever; there was no death.)*
 - With God's grace, Adam and Eve lived in justice; they both received what was due to them. In other words, everything was fair. This is called *original* justice because this is the justice they had at the beginning of the world.
 - *Because Adam and Eve both had God's grace and lived in original justice, do you think they were always happy? (Yes.)*
 - With grace, Adam and Eve were happy.
 - They were safe in the garden with the animals.
 - They did not fight even with each other.
 - They did not get sick or hurt—they would never die!
 - They did not want to do anything bad.
 - They did not have to go to school.
 - They already knew everything they needed to know.
 - They had all the food they needed growing in the garden.
 - The greatest gift was that God Himself would come into the garden to talk to them.

FOCUS 3 OPTIONAL ACTIVITY

- Activity Book, p. 14

Nine Choirs of Angels

Following is the list of the nine choirs of angels, in order from greatest to least:

- Seraphim
- Cherubim
- Thrones
- Dominions
- Virtues
- Powers
- Principalities
- Archangels
- Guardian Angels

You may want to show *My Secret Friend: A Guardian Angel Story*, CCC of America (available through Ignatius Press; 30 minutes).

FOCUS 4 OPTIONAL ACTIVITIES

- Activity Book, p. 16
- Show *My Secret Friend: A Guardian Angel Story*, CCC of America (available through Ignatius Press; 30 minutes).

- Through Jesus, God offers us the same gift of grace to all of us—He offers His life in us.
 - Although we do not live in the Garden of Eden, we can live in union with God with the gift of grace.
 - ***When do we first receive grace?*** (*We first receive grace when we are baptized.*)
 - At our Baptism, the priest poured water over our heads and said, “I baptize you in the Name of the Father and of the Son and of the Holy Spirit.”
 - God came to live with us, in our souls. This was a gift from Him that we did not earn or even deserve. It is simply a gift that God wanted us to have because He loves us.
 - As with any gift, especially the gift of grace, we should be thankful and care for the gift.
 - ***How can we be thankful and care for the gift of grace?*** (*Pray in thanksgiving, go to Mass every Sunday, use the gift of grace by being kind, etc.*)

Conclusion: God’s grace made Adam and Eve very happy and allowed them to live in justice—everyone getting and giving what is his due. With grace, we can live in union with God. We receive grace when we are baptized. Grace is a free gift from God, and we must care for His life in our souls.

Focus 4: God gave us guardian angels to guide and protect us.

- God gave us each a special helper when He created us.
 - We cannot see this helper; he helps us to know, love, and serve God. ***Does anyone know who this helper is?*** (*Our guardian angels.*)
 - Every person has a **guardian angel** to protect him and help him to be good. You cannot see your angel, but he is always there. He is with you everywhere.
- Angels are God’s creatures. They are pure spirits. Even though we see pictures of them with bodies, they do not have bodies.
 - An angel is a messenger between God and man.
 - Angels have rational souls—they can think and choose.
 - Since they do not have bodies, they do not have a gender.
 - There are other types of angels. The angels are present with us. At Mass, as they do in Heaven, they gather around the altar to worship God. There are also angels who protect us.
- **Introduce** Saint Michael to the students. He is one of the archangels. They will learn more about him in the next chapter.

Conclusion: God gave us each a special helper when He created us—a guardian angel to help us know, love, and serve God better so we can prepare for Heaven. You cannot see your angel, but he is always there.

Augustine and Grace

Sometimes a life without grace and filled with sin is dramatically altered by God. In the history of the Church, one of the most striking stories of God's grace and redemption can be found in the person of Saint Augustine. Born into privilege in the twilight years of the Western Roman Empire, Augustine lived a life that was focused upon pleasure, greed, and pagan philosophy. Throughout his youth and young adulthood, he had nothing but contempt for the Christian Church. He thought the Gospels and Letters of Paul to be nothing but badly written rhetoric, undeserving of his attention.

Augustine's way of living made his mother very sad, for she knew God had other plans for her son. Soon, Augustine became frustrated with his life and prayed for guidance.

Augustine, fed up with his life of sin, threw himself to the earth and begged for God's help. Just then, he heard a child singing, "Take up and read." Taking the child's song as a sign from God, Augustine began reading the Scriptures. He decided to follow Paul's admonition to live as Christ lived. To his mother's great joy, Augustine was baptized and began a life of dedication to Jesus. Not only was his once sin-filled life now filled with God's own life; he was so dedicated that he became a bishop, a defender of the Church against heresy, and a saint. Augustine wrote of his conversion in his autobiographical masterpiece, the *Confessions*.

Review Lesson 2, Chapters 3 and 4 (3 minutes)

- God creates out of love.
- All human beings have a rational soul, which makes us made in the image and likeness of God.
- Because we are created in God's image, we desire union with Him. God made us so that we will be happiest when we know Him, love Him, and serve Him.
- God's grace made Adam and Eve very happy and allowed them to live in justice—everyone getting and giving what is his due.
- With the gift of grace, given to us at Baptism, we are in union with God. We must care for God's life in our souls.
- God gave us each a special helper when He created us—a guardian angel.

Application (10–20 minutes)

Choose one or more of the following for discussion.

- **What are some of your favorite things that God has created?** (Answers will vary.)
- We take care of the things God has created by using them the right way. **How, specifically, can you do that?** (Answers will vary. Examples: Recycling, not being wasteful, etc.)
- **What can you say to God to praise Him and thank Him?** ("Thank You." "I love You." Write a song/poem/prayer or draw a picture.)
- **What are three ways you can show God you love Him?** (Answers will vary. Examples: Pray, go to Mass, read the Holy Bible, love others as God loves you, take care of His creation, make sacrifices, etc.)
- **What are three ways you can serve God?** (Answers will vary. Examples: Care for the sick; give food and clothes to the poor; teach others about God.)

Celebration (5–10 minutes)

Choose one or more of the following.

- Prayer: Guardian Angel Prayer, Student Text, p. 24
- Prayer of thanksgiving: Lead students in a prayer of thanksgiving. Let each child add something he is thankful for. "Thank You, God, for creating the mountains, trees, rivers, sky, stars, sun, moon, animals, flowers, etc."
- Read about the life of Blessed Herman the Cripple or Saint Augustine. (See sidebars.)

Take Home

- Student reading for next lesson: Student Text: Chapter 5, pp. 26–30; Chapter 6, pp. 31–34
- Optional: Activity Book: Chapter 3, pp. 9–11; Chapter 4, pp. 13–16
- Optional: Family Guide: G 2–3, pp. 70–71; G 2–4, pp. 72–73



3 God the Creator

“Worthy are you, our Lord and God, to receive glory and honor and power, for you created all things, and by your will they existed and were created.”

Revelation 4:11

God was happy all by Himself, but He wanted others to be happy, too. So God made the world. Then God made people to enjoy all the wonderful things He made.

God the **Creator** made the world and everything in it. If we look at the sky, the ocean, or a mountain, we can learn how great God is. They are very big and powerful. Because God made them, we know He is even more powerful.

God made many beautiful things, too, like flowers, birds, sunsets, and rainbows. The beauty of these things comes from God.

We see that God is wise when we learn how He makes things grow and work together. He made great big trees come from tiny seeds. And each tree

17

is a home for animals, birds, and bugs. God’s plan takes care of everything He made.

God made all these things because He knew that we would like them. He made food that is good to eat and stars that are nice to look at. He even made things that make us laugh, like monkeys and puppies. God made them all because He loves us.

We can praise and thank God for His gifts by using them the right way. We should not waste our food. We should be kind to animals. We should keep the parks and forests clean when we visit them.

We can give God praise and thanks by singing a hymn, like the one below:

All things bright and beautiful,
All creatures great and small,
All things wise and wonderful,
The Lord God made them all.

Or by saying a poem:

Each little flower that opens, each little bird that sings,
He made their glowing colors, He made their tiny wings.

The purple-headed mountain, the river running by,
The sunset, and the morning that brightens up the sky.

18

The cold wind in the winter, the pleasant summer sun,
The ripe fruits in the garden, He made them every one.

He gave us eyes to see them, and lips that we might tell
How great is God Almighty, Who has made all things well.

Cecil Frances Alexander

Q. 8 Why is God called “the Creator of Heaven and earth”?

God is called “the Creator of Heaven and earth” because He made Heaven and earth out of nothing (CCC 279, 296).

Q. 9 Does God take care of all things?

Yes, God takes care of all things because of His love (CCC 301).

Word to Know:

Creator

19

We Pray:

Bless the Lord, sun and moon,
Bless the Lord, stars of heaven,
Bless the Lord, all rain and dew,
Bless the Lord, all winds,
Bless the Lord, lightnings and clouds,
Let the earth bless the Lord;
Bless the Lord, mountains and hills,
Bless the Lord all things that grow on the earth,
Bless the Lord, you springs,
Bless the Lord, seas and rivers,
Bless the Lord, you whales and all
creatures that move in the waters,
Bless the Lord, all birds of the air,
Bless the Lord, all beasts and cattle,
sing praise to him and highly exalt him for ever.

Daniel 3:40–43, 51–59

“And God saw everything that he had made, and behold, it was very good.”

Genesis 1:31

20

Name: _____

God the Creator

Quiz 3

Fill in the blanks. Use the words below to help you.

Word Bank

Thank

Creator

made

1. God the Creator made everything.
2. Everything God made is good.
3. Thank you, God, for all of Your gifts.

Yes or No. Circle the correct answer.

1. Does God make things out of nothing? ☒ Yes ☐ No
2. Is anything more powerful than God? Yes ☐ No
3. Can we make things out of nothing? Yes ☐ No

Faith and Life Series • Grade 2 • Appendix A

A-3

Name: _____

The Order of Creation



God created many things that do not have life in them. In the box above, draw something God created that does not have life.



God created plant life. It is the lowest form of life. Draw an example of plant life.



God created animal life. It is above plant life, but below human life. Animals can move and grow. They can also be trained. Draw an example of animal life.



Human life is the highest form of life. We can grow and move like the animals, but we can also think and act freely. Draw a picture of yourself.

Faith and Life Series • Grade 2 • Chapter 3 • Lesson 1

9

Name: _____

God Is the Creator!

1. Why did God make Heaven and earth?
He wanted us to be happy and He knew that we would like them.
2. How did God make things?
He made things beautiful.
3. By looking at the sky, the ocean, or a mountain, we see that they are mighty and powerful. What can they teach us about God?
That He is great and powerful
4. How can we praise and thank God for His gifts?
By singing a hymn or reciting a poem
5. Does God take care of all His creation?
Yes
6. Does God take care of you?
Yes

10

Faith and Life Series • Grade 2 • Chapter 3 • Lesson 2

Name: _____

Write a letter to God thanking Him for His gift of creation.

Dear God,

Answers will vary.

Love,

4 God Made Us

“So God created man in his own image,
in the image of God he created him; male
and female he created them.”

Genesis 1:27

God wanted to share the wonderful world He made, so He made the first man.

God gave him the name Adam. Adam lived in a beautiful place called the Garden of Eden. He was friends with all the animals, and he gave them their names. But soon God saw that Adam needed more than just the animals. God gave Adam someone who would love and help him. He made a good and beautiful woman. Her name was Eve.

Adam and Eve were very happy in the garden. They were safe with the animals in the garden, which was their home. They were never sick or hurt. They never felt like doing anything bad. They did not have to go to school, because God told them what they had to know. All the food they wanted was growing on the trees in the garden. Best of all, God would come to the garden to talk to them.



God loved Adam and Eve very much. He gave them a special gift called grace. **Grace** is a share in God's own life. With grace in their souls, Adam and Eve became God's children. Because of grace, Adam and Eve could live forever with God in Heaven.

Later on, God made all the other people in the world; He made you. No two people look the same. Some of us are tall, others are short. Some of us have dark skin, others are light. There are boys and there are girls. We are all special. God made all of us in His image. He loves each of us very much.

God wants us to know Him, to love Him, and to **serve** Him. He wants us to be His children and be happy with Him in Heaven.

Words to Know:

Adam and Eve grace
serve guardian angel

“I will be a father to you, and you shall be my sons and daughters, says the Lord Almighty.”

2 Corinthians 6:18

God has given each of us a **guardian angel**. Our angels protect us and help us to be good. You cannot see your angel, but he is always there. He follows you everywhere. You are never without your heavenly friend.

We Pray:

Learn this prayer to your guardian angel. Say it each day. Say it any time you feel lonely or afraid.

GUARDIAN ANGEL PRAYER

Angel of God, my guardian dear,
To whom God's love commits me here,
Ever this day be at my side,
To light and guard, to rule and guide. *Amen.*

24

Q. 10 *Why did God make you?*
God made me to show His goodness and to be happy with Him forever in Heaven (CCC 293-94).

Q. 11 *Who were the first man and the first woman?*
The first man was Adam and the first woman was Eve (CCC 369, 375).

25

Name: _____

God Made Us

Quiz 4

Fill in the blanks. Use the words below to help you.

Word Bank

happy
Grace

Eve
image

Adam
serve

- God made Adam and Eve.
- Adam and Eve were happy.
- God has made us in His image.
- God wants us to know, love, and serve Him.
- Grace is a share in God's life.

Yes or No. Circle the correct answer.

- Do you have an angel to help you? ☒ Yes ☐ No
- Can you see your angel? ☐ Yes ☒ No
- Can you talk to your angel? ☒ Yes ☐ No

A-4

Faith and Life Series • Grade 2 • Appendix A

Name: _____

Unit 1 Test

Chapter 1-4

Fill in the blanks. Use the words below to help you.

Word Bank

live
one

Word
God

helps
us

made
loves

three

- There is only one God.
- There are three Persons in one God.
- God made everything out of nothing.
- Everything God made is good.
- God made us in His image.
- My soul will live forever.
- God loves us and wants us to know, love, and serve Him.
- I have an angel who helps me.
- The Bible is the Word of God.

Faith and Life Series • Grade 2 • Appendix A

A-5

Name: _____

Word Search

Can you find these words in the puzzle?
Look carefully! The words go across and down.

EVE	ANIMALS	NEIGHBOR
CHILDREN	GOD	GARDEN OF EDEN
GUARDIAN	FATHER	GRACE
HEAVEN	LOVE	KNOW
LIFE	PRAYER	NAMES
PEOPLE	ANGEL	SERVE

```

L X C H I L D R E N X E
X E V E H J A N G E L A
G A R D E N O F E D E N
O D L X L S G R A C E I
D A O X P U X X P R A M
A M V X X P R A Y E R A
C P E O P L E X X F X L
H X H E A V E N S A X S
X E N A M E S N E T L R
K N O W T L E S R H I E
N E I G H B O R V E F X
G U A R D I A N E R E X
  
```

Faith and Life Series • Grade 2 • Chapter 4 • Lesson 1

13

Name: _____

God's Children

As God's children, we are called to know, love, and serve God. How can we know God? Unscramble the words below to find out.

1. DARE HET LIBBE: Read the Bible
2. RPAY: Pray
3. ERLNA YROU GELRINOI: Learn your religion
4. OG TO SASM: Go to Mass
5. LAKT OT ROUY RAPETNS Talk to your parents

pray	Commandments	learn
neighbor	everyone	worship

We are to love God. How can we do this? Fill in the blanks with the words above to find out.

6. To love God, I can keep His Commandments. I can pray to Him and tell Him I love Him. I can love my neighbor, who is everyone. I can learn about God and worship Him.

14

Faith and Life Series • Grade 2 • Chapter 4 • Lesson 2

Name: _____

Angel of God, my guardian dear,
To whom God's love commits me here,
Ever this day, be at my side,
To light and guard, to rule and guide. *Amen.*

This week, before getting dressed, pray the Guardian Angel Prayer. Put a check in the box each day you pray to your guardian angel.



Monday	Tuesday	Wednesday	Thursday	Friday	Saturday	Sunday

Faith and Life Series • Grade 2 • Chapter 4 • Lesson 3

15

Name: _____

Saint Michael, the Archangel, defend us in battle;
be our protection against the wickedness and snares
of the devil; may God rebuke him, we humbly pray,
and do thou, O Prince of the Heavenly host, by the
power of God, cast into Hell Satan and all the evil
spirits who wander about the world seeking
the ruin of souls. *Amen.*

This week, before bed, pray the Saint Michael Prayer. Put a check in the box each day you pray.



Monday	Tuesday	Wednesday	Thursday	Friday	Saturday	Sunday

16

Faith and Life Series • Grade 2 • Chapter 4 • Lesson 4

Lesson 3

Chapter 5—God Is Offended Chapter 6—Becoming a Child of God

Correlated Materials

Student Text: Chapter 5, pp. 26–30;
Chapter 6, pp. 31–34
Activity Book: Chapter 5, pp. 17–20;
Chapter 6, pp. 21–24
Family Guide: G 2–5, pp. 74–75;
G 2–6, pp. 76–77

CHAPTER FOCUS

God created the angels as pure spirits. They are intelligent and free. They were created to be happy in Heaven and to help God. Not all angels, however, obeyed God. Some fell from grace and went to Hell. These fallen angels are called devils. After God made Adam and Eve, He tested their love, putting a limit on what they could do. When tempted by the devil, first Eve, then Adam, disobeyed. Their sin cost them and all men original justice and grace. But God still loved them and promised to send a Savior Who would restore grace and open Heaven once more for man. All people have inherited Original Sin from our first parents, Adam and Eve. We are born without God's life in our souls. When we are baptized, however, Original Sin is washed away and the Blessed Trinity comes to live in our souls. This is the life of God, grace, and it makes it possible for us to go to Heaven. To keep that grace, we must keep our souls free from sin. Those who serve God faithfully in this life and go to

Begin the Lesson

Preparation (5–10 minutes)

Use one or more of the following resources for prayer and student preparation for the lesson.

SCRIPTURE: Student Text, p. 27

“Then the LORD God said to the woman, ‘What is this that you have done?’ The woman said, ‘The serpent beguiled me, and I ate’” (Genesis 3:13).

The serpent, the devil, tricks Eve into disobeying God. She eats fruit from the tree from which she is not allowed to eat. Then she shares with Adam, who also chooses to disobey God. When God asks Eve about it, she blames the serpent. The devil often tries to trick us into choosing to disobey God. He convinces us that it's not a big deal. But God gave us free will; so doing good or bad is our choice.

Student Text, p. 31

“Jesus answered, ‘Truly, truly, I say to you, unless one is born of water and the Spirit, he cannot enter the kingdom of God’” (John 3:5).

God loves us so much that after Adam and Eve lost the gift of grace through their disobedience, God promised to send a Savior through Whom we could receive God's grace. We are born of water and the Spirit through the Sacrament of Baptism, when we become a child of God.

SACRED ART: Student Text, p. 26

Saint Michael the Archangel is defeating Satan. After God sees that Adam and Eve have sinned in Genesis 3:13, God tells the devil, who tempted Adam and Eve, that there will be a battle between good and evil; God makes a promise to send a Savior, Who is Jesus. Here we see Saint Michael the Archangel (good angel) winning the battle with evil (the devil).

Heaven are called saints. Saints pray for us and help us to love and obey God.

AIMS

- Students will learn that their choices have consequences.
- Students will learn that Original Sin affects all men, but God promised a Savior.
- Students will learn that God gave them the gift of grace so that they could choose to love Him in all that they do.
- Students will learn that the life of grace is restored in the Sacrament of Baptism.
- Students will learn that in Baptism they become part of God's family, the Church.
- Students will recognize the responsibility they have to keep their souls free from sin and will know that their patron saints can intercede to help them in this task.

CATECHISM OF THE CATHOLIC CHURCH REFERENCES

- Consequences of Original Sin: 55–58, 399–409, 416–19
- Fall of Man: 385–90, 413
- Fall of the Angels: 391–95, 414
- Grace: 1996–2005, 2021–24
- Promise of a Redeemer: 410–12, 420–21
- Baptism: 1213–16, 1276
- Grace of Baptism: 265, 1262–74, 1279–80
- Saints as Companions in Prayer: 2683, 2692–93
- Saints as Patrons: 2156

PHOTOGRAPH: Student Text, p. 32

"Baptism"

This is a picture of a family celebrating the Baptism of their child. When we are baptized, the stain of Original Sin is washed away and the grace of God is restored in our souls. The white garment symbolizes the cleanliness of our souls and that we become a new creation in Christ.

PRAYER WITH CHILDREN: Saint Michael Prayer (See below.)

Explain that Saint Michael is a very powerful helper, and it is his job to help protect us.

Pope Leo XIII and the Saint Michael Prayer

Pope Leo XIII realized the extent of the bad angels' influence in the modern world, as well as the power of the good angels to battle against them. So he wrote a prayer to the greatest of angels, Saint Michael, who threw Lucifer and his angels into Hell.

Saint Michael Prayer

Saint Michael the Archangel, defend us in battle. Be our protection against the wickedness and snares of the devil. May God rebuke him, we humbly pray, and do thou, O Prince of the heavenly hosts, by the power of God, thrust into Hell Satan and all the evil spirits, who prowl about the world seeking the ruin of souls. Amen.

Review Lesson 2, Chapters 3 and 4 (3 minutes)

- God creates out of love.
- All human beings have a rational soul, which makes us made in the image and likeness of God.
- Because we are created in God's image, we desire union with Him. God made us so that we will be happiest when we know Him, love Him, and serve Him.
- God's grace made Adam and Eve very happy and allowed them to live in justice—everyone getting and giving what is his due.
- With the gift of grace, given to us at Baptism, we are in union with God. We must care for God's life in our souls.
- God gave us each a special helper when He created us—a guardian angel.

MATERIALS

- Bible
- Student Text
- Activity Book
- Chalkboard or dry erase board
- Crucifix
- Paper, pencils, colored pencils, markers, crayons, poster board, scissors, glue
- Class set of Bibles

Optional:

- “Come, Thou Long Expected Jesus” in the *Adoremus Hymnal*, #310, or “Sing Praise to Our Creator” in the *Adoremus Hymnal*, #500
- Bowl, water, large shell

WORDS TO KNOW

angels: spirits made by God. Angels are God’s helpers.

devils: bad angels who turned away from God

obey (to obey): to do what we are told. We should obey God’s Laws.

offend (to offend): doing something God does not want us to do. Sin offends God.

sin: disobedience to God’s Law. Sin turns us away from God.

Original Sin: the first sin committed when Adam and Eve disobeyed God. We are all born with Original Sin on our souls.

Baptism: the Sacrament that takes away Original Sin. It gives us the new life of grace and makes us children of God.

Proclamation (1 minute)

(Proclaim slowly, then repeat.)

Because of the Fall of Adam and Eve, we are all born without grace in our souls. Through Baptism we receive grace and have the hope of Heaven.

Lesson Explanation (35–45 minutes)

Explain focus points in your own words or use the discussion points and questions.

Focus 1: God created angels and some of them fell from grace and became devils.

- **Tell students** to look again at the painting in the Student Text, page 26.
 - *Who is the main figure in this picture? (Saint Michael the Archangel.)*
 - *Who or what is he stepping on? (The devil.)*
- God created **angels** to be with Him in Heaven. Angels are God’s creatures, created to be his helpers and messengers.
 - Angels are smarter and stronger than we are. God created the angels as pure spirits.
 - *If angels are pure spirits, does this mean that we can see angels? (No, they do not have bodies.)*
 - *Have you ever thought about why there are good angels and bad angels? (Answers will vary.)*
- God created angels as intelligent beings with free will. With free will, the angels have the ability to choose whether or not to be with Him in Heaven.
 - God tested the angels to see if they would choose to love him. *Did all of the angels choose to follow God? (No.)*
 - Some of the angels chose not to love God; they did not want to **obey** Him. Those angels fell from grace. They had to leave Heaven and were sent to Hell. *What do we call the angels who chose to go against God? (Devils.)*
 - The good angels stayed in Heaven to be with God and do His work on earth.
 - *When Adam and Eve sinned, who tempted them to turn against God? (The devil, a bad angel.)*
- We should always pray to be protected against those who will tempt us. *What angels will protect us? (Our guardian angels.)*
 - *Who is the angel that protects us in battles? (Saint Michael the Archangel.)*

FOCUS | OPTIONAL ACTIVITY

- Activity Book, p. 17

- We started class with a prayer to Saint Michael. Saint Michael is an archangel. He can help us to choose to serve God and can protect us from those who want us not to serve God.

Conclusion: God created angels to be happy with Him in Heaven and to do His work on earth. He tested the angels to see if they loved Him. Some angels were bad and chose to disobey God. Those angels were cast into Hell and became **devils**. The good angels stayed in Heaven with God.

Focus 2: Adam and Eve disobeyed God and lost sanctifying grace. As a result, their descendants are born without sanctifying grace.

- *Have you ever made a choice to do something good? (Yes.)*
 - *Have you ever made a choice to do something bad? (Yes.)*
 - We too have free will; we can choose to do good or evil. God wants to see if we will choose to love Him.
- **Read Genesis 2:16–18.**
 - *Why did God want to test Adam and Eve? (To see if they would obey Him; to see if they would be faithful to Him; to see if they loved Him; to see whom they would serve: God or themselves.)*
 - *What does it mean to obey? (To do what one is told to do by those with legitimate authority over him.)*
 - *Who are some people that you must obey because they have legitimate authority over you? (Mom and Dad; guardians; teachers; policemen.)*
 - *Must you obey if someone tells you to do something you know is wrong? (No!)*
 - *Why did God forbid Adam and Eve to eat from the Tree of Knowledge of Good and Evil? (This was their test to see if they would choose God.)*
 - God forbade Adam and Eve to eat fruit from the Tree of Knowledge of Good and Evil because He knew that they would come to know evil. He wanted to protect them.
 - *Was it unfair of God to tell Adam and Eve that they could not eat from this tree? (No. He gave them every other tree from which to eat. It was only this one from which they could not eat.)*
- God is the Lord, the Creator; He makes the rules for our own good and safety.
 - *What are some rules your mom and dad have to keep you safe? (Answers will vary. Examples: Don't play with matches. Don't talk to strangers. Don't run into the street after a ball.)*
 - Often we are tested too. We can say yes or no to God by what we say, do, or don't do. Our guardian angels help us to say yes to God.
- **Read Genesis 3:1–6.**
 - Adam and Eve were tempted by the snake, who was really the devil. He tricked them to think it was okay to eat the forbidden fruit, even though it was not.

- **Why was it wrong to eat the fruit?** (Because they would disobey God.)
- **Why might Adam and Eve have eaten the fruit?** (Examples: They were hungry. They wanted to disobey God. They were tricked. Adam and Eve were proud.)
- **Is disobeying God something serious?** (Yes. He is God and we are His creatures. We owe Him respect and obedience.)
- **Did Adam and Eve know this was serious?** (Yes! They were told they would die.)
- **Did Adam and Eve choose to eat the fruit?** (Yes. The snake/devil did not force them to eat the fruit.)
- **How were Adam and Eve like the angels?** (Both were tested. They both had to decide if they would obey God.)
- Just like some of the angels decided to disobey God, so did Adam and Eve. We call this sin **Original Sin** because it was the first time men **offended** God—the first **sin**.
- **Demonstrate** the loss of grace, due to Original Sin:
 - **Inflate a balloon**, but do not tie it. Tell the students to imagine that the balloon is a soul full of grace, like what Adam and Eve had when they lived in the Garden of Eden.
 - **Deflate the balloon** with a pin. Tell the students that the pin is like sin; it hurts the soul.
 - **Try to re-inflate** the balloon. Tell the students that no matter what Adam and Eve did they could not get grace back in their souls. This damage is the effect of Original Sin.
- **Review** the gifts Adam and Eve had in the Garden of Eden, and write them on the board:
 - No death/sickness/suffering
 - Grace
 - No hard work
 - Lived in harmony with the animals
 - Heaven
- **List** the effects of Original Sin, and write them on the board:
 - Death, sickness, and suffering
 - Loss of grace (man could not go to Heaven)
 - Hard work
 - Difficult to do good without grace
 - No longer lived in harmony with nature (for example, couldn't take a walk with a tiger)
 - Infighting (fighting with each other)
- **Name something you inherited from your parents.** (Answers will vary. Examples: Color of hair and eyes, height, etc.)
 - In the same way, we all inherited Original Sin from our first parents, Adam and Eve.

FOCUS 2 OPTIONAL ACTIVITY

- Activity Book, pp. 18–20

- Think about the balloon demonstration. *Is there anything we can do without God's help to put grace back into our souls?* (No, we cannot put grace back into our souls on our own. Grace is a gift of the Holy Spirit from God. The sacraments are channels of grace.)
- **What did God promise after Adam and Eve fell from grace?** (God promised to send a Savior.)
 - **Who is our Savior?** (Jesus is the Savior.)
 - **What did Jesus need to do in order for us to receive His grace?** (He died on the Cross for our sins so we can have grace.)
 - **What else happened when Jesus died on the Cross?** (The gates of Heaven opened.)

Conclusion: Adam and Eve disobeyed God and lost the gift of sanctifying grace. Original Sin is passed on to all people because Adam and Eve are our first parents. We are all born with Original Sin on our souls. God promised to send a Savior.

Focus 3: Baptism infuses grace into our souls so that we can live holy lives and go to Heaven. Baptism washes away Original Sin and makes us children of God and members of His family, the Church.

- The Sacraments are God's gift to us to give us grace. Without the Sacraments we would not be able to receive the necessary grace to go to Heaven.
- **Baptism** is a very important Sacrament because it washes away Original Sin, gives us grace, and makes us members of God's family, the Church.
- These are the symbols of Baptism. **Write bold words on the board** and prompt students to say what they symbolize.
 - **White garment:** a sign of purity, the cleanliness of our souls, and of becoming a new creation in Christ
 - **Candle: Who is the Light of the World?** (Jesus Christ.)
 - In Baptism He gives us His life. *What do we call God's life in us?* (Grace.) He won grace for us on the Cross.
 - **Oil:** a sign of prophets, priests, and kings. We share in these ministries of Christ.
 - When we speak the truth we are _____(prophets); when we worship God we are _____(priests); we will inherit the Kingdom of Heaven so we are _____(kings).
 - *What is a sign of strength and new life?* (Oil.)
 - **Water:** a sign of cleansing, death, and life. In Baptism, Original Sin is washed away, we die with Christ on the Cross, and we share in His life, the Resurrection.
- God gives us material signs or matter to show us what is happening in our souls. Each Sacrament has a sign of Christ working in our lives.
 - *Why do you think that God uses matter to give us grace?* (Because the matter reminds us of what God is doing to our souls.)

FOCUS 3 OPTIONAL ACTIVITIES

- Activity Book, pp. 21–22
- Use a bowl, water, shell, and the cup of your hand to show the children what takes place during a Baptism. You may choose to let them take turns. Make sure they say the correct words and understand that they are not baptizing themselves or another.

Some Interesting Patron Saints

- Actors: Saint Vitus (June 15)
- Archers: Saint Sebastian (January 20)
- Architects: Saint Barbara (December 4)
- Bakers: Saint Honorius (September 30)
- Barbers: Saint Cosmas (September 26)
- Boatmen: Saint Julian Hospitaller (January 9)
- The Church: Saint Joseph (March 19)
- Missionaries: Saint Thérèse of Lisieux (October 1)
- Armed Forces: Saint Michael (September 29)
- Sore throats and diseases of the throat: Saint Blaise (February 3)
- Bad eyes: Saint Lucy (December 13)
- France: Saint Joan of Arc (May 30)
- People with cancer: Saint Peregrine (May 4)

- Each Sacrament has matter (the things used) and form (the words said).
 - *What is the matter used in Baptism that reminds us that our sins are being washed away? (Water.)*
 - In Baptism, the matter is water being poured over the head three times (or the person is immersed three times). Water is used to show that Original Sin is washed away, and it reminds us that we die and rise with Christ.
 - The form is the baptismal formula: “I baptize you in the Name of the Father and of the Son and of the Holy Spirit.” The normal minister is a priest or deacon, but in the case of an emergency, anyone can baptize if he uses water and says the correct words, intending the Baptism of the other.

Conclusion: Baptism is a very important Sacrament because it washes away Original Sin, gives us grace, and makes us members of God’s family, the Church.

Focus 4: As baptized Christians we must strive to keep our souls free from sin. Patron saints intercede for us to help us live holy lives and choose to do good.

- Imagine how difficult it would be to keep a beautiful white outfit clean all the time.
 - *What would we have to do to keep a white outfit clean? (We would be very careful when we played or ate, and we would have to wash it regularly.)*
 - *Would it be easy to keep it clean? (We would have to work very hard to keep it clean.)*
- In a way, we can compare that white outfit to our souls. Our souls are cleansed from sin and filled with grace at Baptism.
 - *What do we need to do to keep our souls clean? (We must be obedient to God; obey our parents; watch what we do and say, and what we do not do and do not say.)*
 - *If we sin, what should we do? (We must tell God and those we have offended that we are sorry.)*
 - *Are you looking forward to being able to go Confession to tell God you are sorry and to have your souls washed clean again? (Yes.)*

Conclusion: As baptized Christians we must work hard to keep our souls free from sin. Patron saints intercede for us to help us live holy lives and choose good.

Review Lesson 3, Chapters 5 and 6 (3 minutes)

- God created angels to be happy with Him in Heaven and to do His work on earth.
- Adam and Eve disobeyed God and lost the gift of sanctifying grace. Original Sin is passed on to all people because Adam and Eve are our first parents. We are all born with Original Sin on our souls. God promised to send a Savior.

- Baptism is a very important Sacrament because it washes away Original Sin, gives us grace, and makes us members of God's family, the Church.

FOCUS 4 OPTIONAL ACTIVITIES

- Activity Book, pp. 23–24
- Have the following discussion on saint names and patron saints:
 - During the baptismal rite, parents are asked to give the name of their child.
 - This name is the baptismal name. Catholics are usually named after saints. The saints are good examples for us and they pray for us.
 - All people who are in Heaven are saints. Some saints in Heaven have been recognized by the Church because of their good example, and the works they have done. These are canonized saints, like Saint Francis or Saint Thérèse.
 - There are very many patron saints. By “patron” we mean that a saint is given the care of something or someone. This usually has to do with some aspect of his life.
 - **Provide examples** of patron saints. (See sidebar.)
 - **Ask children** if they know why any of these saints are the patron for this particular group of people.
 - **Invite children** to learn more about their own patron saint. Many modern-day names are derived from names of saints even if they are not exact. If they are not named after a saint, they may choose a particular saint that they admire or would like as a special intercessor.
- Have students research their patron saints and prepare a short report to present to the class.

Application (10–20 minutes)

Choose one or more of the following for discussion.

- Adam, Eve, and the angels had the chance to say yes or no to God. Every person has the same chance every day. ***What is a chance you had today to say yes or no to God?*** (Answers will vary.)
- When Adam and Eve sinned, they lost original justice (the perfect happiness they enjoyed in Eden) for all of us.
 - ***How is our life different from their life in Eden?*** (We have sickness/suffering/death; we must work hard; we do not always get along with each other; we cannot be in peace with the animals; we are born with Original Sin.)
- ***How do you think Adam and Eve felt after disobeying God?*** (Ashamed, sad.)

Pope Leo XIII

Pope Leo XIII, author of the Saint Michael Prayer, was born on March 2, 1810, in Italy. From his early years he went to schools run by Jesuit priests. He studied theology and completed his school studies in 1836. He and one of his brothers both became priests. He was elected Pope on February 20, 1878. As Pope he wrote very important documents for Catholics. The topics that he wrote about ranged from theology to politics. He died in Rome on July 20, 1903.

- ***Do you ever feel the same way when you are disobedient?*** (*Yes, because I know that I did not obey but instead chose to do what I knew was wrong.*)
- ***What can we do to keep our souls free from sin?*** (*Keep the Ten Commandments; pray to God and ask for help; ask our guardian angels for help; read the Bible and learn our faith, so we know right from wrong; love our neighbor; do good works; make sacrifices, so we do not put other things before God; obey our Church leaders and those God places in authority over us; receive Communion in a state of grace.*)
- ***Why should we all want to become saints?*** (*Because then we can be with God in Heaven forever!*)

Celebration (5–10 minutes)

Choose one or more of the following.

- Prayer: Guardian Angel Prayer, Student Text, p. 176
- Prayer of thanksgiving: Thank You, Jesus, for dying on the Cross so that the stain of Original Sin can be washed clean from our souls in Baptism, and we can enjoy eternal life with You in Heaven. Help me to stay close to You, to obey those You placed in authority to protect and guide me, and to always choose good. Amen.
- Read about the life of Pope Leo XIII. (See sidebar.)
- Song: “Come, Thou Long Expected Jesus” in the *Adoremus Hymnal*, #310, or “Sing Praise to Our Creator” in the *Adoremus Hymnal*, #500.

Take Home

- Student reading for next lesson: Student Text: Chapter 7, pp. 35–39; Chapter 8, pp. 40–44
- Optional: Activity Book: Chapter 5, pp. 17–20; Chapter 6, pp. 21–24
- Optional: Family Guide: G 2–5, pp. 74–75; G 2–6, pp. 76–77



5 God Is Offended

Then the LORD God said to the woman, "What is this that you have done?" The woman said, "The serpent beguiled me, and I ate."

Genesis 3:13

God created the **angels**. Angels do not have bodies like us. They are spirits. Angels are much smarter and stronger than we are. We often draw angels to look like people. We draw them with wings because angels can go anywhere as quickly as they wish to.

God made the angels to be happy with Him in Heaven and to be His helpers. But first He tested them to see if they loved Him. Some of the angels did not love God. They did not obey Him. They became **devils**. They were sent to Hell.

The good angels went to Heaven to praise God and to do His work on earth.

God also wanted to see if Adam and Eve loved Him. He gave them a test, too. He told Adam and

27

Eve not to eat the fruit from one of the trees in the garden. It was called the tree of knowledge of good and evil. They could have all they wanted from the other trees. God also said that if they ate from that one tree, they would die.

At first, Adam and Eve **obeyed** God. Then, one day Eve was alone in the garden. She met a snake. She did not know it, but it was really the devil.

"Eve," said the snake, "why don't you and Adam eat the fruit from this one tree?"

"God said not to," said Eve. "He said we would die if we ate of its fruit, or even touched it."

"That is not true," said the snake. "If you eat this fruit you will be like God. You will know good and evil."

Eve should have known better than to think that God would lie to her. But she listened to the devil and ate the fruit. Then she told Adam, and he ate it too.

Because they disobeyed God, Adam and Eve had to leave the Garden of Eden. They had to work hard to get food to eat. The animals were now afraid of them.

Adam and Eve **offended** God. They sinned. Their **sin** took away the special gift of grace that God gave them. Without God's life in their souls, Adam and Eve could not please God. They could not go to Heaven.

28

We call this first sin of Adam and Eve **Original Sin**.

God still loved Adam and Eve even though they had sinned. So He promised to send someone who would save them and make it possible for them to go to Heaven someday.

Words to Know:

angels devils obey
offend sin Original Sin

Q. 12 What are angels?

Angels are created spirits without bodies. They are servants and messengers for God (CCC 328, 329).

Q. 13 What is sin?

Sin is disobedience to God's Law (CCC 1849-50).

29

Q. 14 Who committed the first sin on earth?

Our first parents, Adam and Eve, committed the first sin on earth (CCC 390).

Q. 15 What is this first sin called?

This sin in us is called Original Sin (CCC 388-89).

“Now therefore, if you will obey my voice and keep my covenant, you shall be my own possession among all peoples.”

Exodus 19:5

30

Name: _____

God is Offended

Quiz 5

Matching.

angels _____ the first sin
Original Sin _____ spirits who serve God
devils _____ Creator of Heaven and earth
God _____ angels who did not obey God

Fill in the blanks. Use the words below to help you.

Word Bank

grace save sinned no

1. Sin is saying no to God.
2. Adam and Eve sinned.
3. Adam and Eve lost grace.
4. God promised to send someone to save them.

A-6

Faith and Life Series • Grade 2 • Appendix A

Name: _____

Word Search

Can you find these words in the puzzle?
Look carefully! The words go across and down.

ANGELS	HELL
DEVIL	HELPER
EARTH	SMARTER
GOD	SPIRITS
HEAVEN	THINK

X	S	S	M	A	R	T	E	R	S
H	B	I	R	T	H	D	A	Y	A
E	J	X	H	E	A	V	E	N	V
L	O	B	E	Y	D	X	X	X	T
L	S	X	L	X	E	A	R	T	H
H	E	L	P	E	V	H	E	M	I
X	P	X	E	A	I	Y	X	X	N
X	H	X	R	X	L	X	X	X	K
S	P	I	R	I	T	S	G	O	D
A	N	G	E	L	S	G	E	R	X

Faith and Life Series • Grade 2 • Chapter 5 • Lesson 1

17

Name: _____

We can be good or bad through words, actions, and even through things we don't do at all.

Circle your answers to these questions.

1. You ask your Mother if you may go out and play with a friend. She says No. Do you go and ask your Father? YES **NO**
2. Someone in your class forgot his lunch. Do you share yours? **YES** NO
3. Your brother or sister has been bothering you all week. You receive two cookies. Do you share them with him or her? **YES** NO
4. You break a rule at home. Do you lie about it? YES **NO**
5. A friend has hurt your feelings. Do you call him a bad name? YES **NO**

18

Faith and Life Series • Grade 2 • Chapter 5 • Lesson 2

Name: _____

Fill in the blanks.

Before Original Sin	After Original Sin
1. Adam and Eve were happy in the Garden of Eden.	1. <u>They were unhappy in the Garden of Eden.</u>
2. <u>They were safe with the animals in the garden.</u>	2. The animals were afraid of Adam and Eve.
3. Adam and Eve were never sick or hurt. They did not suffer.	3. <u>Adam and Eve could get sick or hurt. They suffered.</u>
4. God told Adam and Eve all that they needed to know.	4. <u>They no longer had perfect knowledge of God.</u>
5. <u>Adam and Eve had grace in their souls.</u>	5. Adam and Eve no longer had grace in their souls.
6. God would talk to Adam and Eve in the garden.	6. <u>They no longer had communion with God.</u>
7. <u>Adam and Eve would not suffer death.</u>	7. Adam and Eve would die.
8. Adam and Eve did not have to work hard for food.	8. <u>Adam and Eve would have to work hard for food.</u>
9. <u>Adam and Eve did not sin.</u>	9. God was offended by their Original Sin.
10. <u>Adam and Eve would be able to live with God in Heaven someday.</u>	10. Adam and Eve could not go to Heaven

Faith and Life Series • Grade 2 • Chapter 5 • Lesson 3

19

Name: _____

Can you fill in the blanks? Use chapters four, five, and six for help.

God loved Adam and Eve very much.

He gave them a special gift called grace.

Grace is a share in God's own life. With grace in their souls, Adam and Eve became God's children. Because of grace, Adam and Eve would someday be able to live with God in Heaven. Today, God offers us the same gift He gave Adam and Eve. We receive God's grace in the Sacrament of Baptism. God wants us to be His children and to be happy with Him in Heaven.



20

Faith and Life Series • Grade 2 • Chapter 5 • Lesson 4

6 Becoming a Child of God

“Jesus answered, ‘Truly, truly, I say to you, unless one is born of water and the Spirit, he cannot enter the kingdom of God.’”

John 3:5

When Adam and Eve sinned, they lost the gift of God's life in their souls, called grace. They could not get to Heaven. Their children were born with Original Sin, too. They had no grace in their souls.

We call Adam and Eve our first parents because all people came from them. So do you. We were all born with Original Sin on our souls.

At **Baptism**, Original Sin was washed away, and your soul was filled with God's life of grace. Now you are able to go to Heaven and be with God.

Baptism is like being born again. The first time we were born into the family of our mothers and fathers. At Baptism we are born into God's family, the Church. Then the Blessed Trinity comes to live in us.

31



We should try to keep our souls free from sin and filled with grace, like they were on the day of our Baptism. We should ask God to help us so we don't offend Him. If we keep God's life in our souls we will one day live with Him in Heaven.

What are some things we can do to keep our souls holy and pleasing to God?

First, we should pray. Thank God each day for making you His child. Talk to Him about the things that are on your mind. He is your friend.

Second, try to do the things God wants you to do. God wants you to love everyone. He wants you to obey your mother and father, even when you don't like what they tell you. God wants you to tell the truth.

Does that sound hard? Ask God and your guardian angel to help you to be good. Remember this: as long as you do no wrong, God wants you to have fun and enjoy the things He made for you!

"I baptize you in the Name of the Father, and of the Son, and of the Holy Spirit."

Words of Baptism

33

Word to Know:

Baptism

Q. 16 What is Baptism?

Baptism is the Sacrament that makes us Christians and adopted children of God (CCC 1262–65).

Q. 17 What did Baptism do for you?

Baptism washed away Original Sin from my soul and made it rich in the grace of God (CCC 1262–65).

Many Catholic children are given a saint's name. It may be your first name, or it may be your middle name. A saint is someone who lives with God in Heaven. A saint is someone who loved God very much while on earth.

Ask your parents or teacher about the saint whose name you have. Maybe they know a story about him or her. Ask your saint to help *you* to be a saint someday, too!

34

Name: _____

Becoming a Child of God

Quiz 6

Fill in the blanks. Use the words below to help you.

Word Bank

fills child Adam Eve Sin washed

1. Adam and Eve are our first parents.
2. We are all born with Original Sin.
3. At Baptism sin is washed away.
4. Baptism fills us with grace.
5. Baptism makes me a child of God.

Yes or No. Circle the correct answer.

1. Does God want me to be happy? ☒ Yes ☐ No
2. Does sin make me happy? ☐ Yes ☒ No
3. Can grace help me to do good? ☒ Yes ☐ No

Name: _____

Baptism



grace	souls	Heaven	God
Original Sin	first Eve	washed	Baptism

Fill in the blanks with the words above.

When Adam and Eve sinned, they lost the gift of God's grace in their souls. They could not get to Heaven. Their children were born with Original Sin, too. They had no grace in their souls.

We call Adam and Eve our first parents because all people came from them. So did you. And we were all born with Original Sin on our souls.

At Baptism, Original Sin was washed away, and your soul was filled with God's life of grace. Now you are able to go to Heaven and be with God.

Name: _____

Can you answer these questions?

1. What are angels?

Angels do not have bodies. They are spirits who are much smarter and stronger than we are.

2. What is sin?

Disobedience to God's Law. Sin takes away God's grace.

3. Who committed the first sin on earth?

Adam and Eve

4. What is this first sin called?

Original Sin

5. What is Baptism?

The Sacrament that makes us part of God's family, the Church.

6. What did Baptism do for you?

It took away Original Sin and filled my soul with God's life of grace.

Name: _____



It is very important to try our best to keep our souls as clean as the day we were baptized. What are some things we can do to keep our souls holy and pleasing to God?

Answers will vary.

Name: _____

Draw a picture of your patron saint or your favorite saint.

Lesson 4

Chapter 7—Obeying God Our Father Chapter 8—God Gives Us His Laws

Correlated Materials

Student Text: Chapter 7, pp. 35–39;
Chapter 8, pp. 40–44
Activity Book: Chapter 7, pp. 25–27;
Chapter 8, pp. 29–31
Family Guide: G 2–7, pp. 78–79;
G 2–8, pp. 80–81

CHAPTER FOCUS

The Bible tells us about Jesus' ancestors, some of whom obeyed God and some of whom did not, including Cain, who killed his brother Abel; Noah, who obeyed God when no one else did and built an ark so creation could be saved during the great flood; Abraham, who had faith that God would honor His promise and give him a son in his old age; and David, who trusted that God would make him king and build him a mighty kingdom.

Abraham's descendants, God's Chosen People, grew in number and eventually became slaves in Egypt. To free them, God sent them a great leader, Moses. Moses led God's people out of slavery and received from God the Ten Commandments. The Ten Commandments are God's Laws, which show us how to live and love rightly. God gave us these Laws because He loves us and wants us to be happy. They are our moral guides.

Begin the Lesson

Preparation (5–10 minutes)

Use one or more of the following resources for prayer and student preparation for the lesson.

SCRIPTURE: Student Text, p. 35

"Blessed is the man who trusts in the LORD, whose trust is the LORD" (Jeremiah 17:7).

God loves us and cares for us as His children. To place your trust in your parents means to obey them, to listen to them, because you know that they love you and want the best for you. God is our Heavenly Father and always wants the best for us. We need to trust Him, even when we do not know or understand everything. He is all powerful, all merciful, and all knowing.

Student Text, p. 41

"And if you obey the voice of the LORD your God, being careful to do all his commandments which I command you this day, the LORD your God will set you high above all the nations of the earth" (Deuteronomy 28:1).

The Ten Commandments are God's Laws of love for all of us. They are meant to protect us and keep us close to Him, and help us to choose good. When we follow the commands of God, we show Him great love and respect, and He will reward our faithfulness.

SACRED ART: Student Text, p. 36

Animals are getting on Noah's Ark. Noah trusted God and was obedient to Him. When God asked Noah to build an ark and gather two of every kind of animal, he did just that. God established His covenant with Noah.

Student Text, p. 40

Moses is holding the Ten Commandments. Moses received the Ten Commandments from God, Who formed a covenant with

AIMS

- Students will learn that God has a plan and always takes care of His people. He is loving and merciful.
- Students will be familiar with some of the main characters of salvation history and see that they helped God prepare His people for the Savior.
- Students will learn that as part of God's plan of love He gave them the Ten Commandments as the way to show their love for Him.
- Students will learn to develop their moral consciences through understanding the Ten Commandments.

CATECHISM OF THE CATHOLIC CHURCH REFERENCES

- Call of Abraham: 59–61, 72
- Covenant with Noah: 56–58, 71
- David and the Prayer of the King: 2578–80, 2594
- God's Promise to Abraham: 705–6, 762
- Jesus as Born into the Messianic Line of David: 437, 439, 559
- Revelation of God's Plan of Salvation: 51–53, 68
- Decalogue: 2067, 2080–81
- Jesus and the Law: 574–82, 592, 2052–55
- Ten Commandments: 2084, 2557

MATERIALS

- Student Text
- Activity Book
- Chalkboard or dry erase board
- Crucifix
- Paper, pencils, colored pencils, markers, crayons, poster board, scissors, glue
- Class set of Bibles

Optional:

- "Savior of the Nations, Come" in the *Adoremus Hymnal*, #302; "Now thank we all our God" in the *Adoremus Hymnal*, #607

His people. The Ten Commandments are God's Law of love for all His people. Knowing God's Laws helps us to do what is right.

PRAYER WITH CHILDREN: Our Father, Student Text, p. 176

Review Lesson 3, Chapters 5 and 6 (3 minutes)

- God created angels to be happy with Him in Heaven and to do His work on earth.
- Adam and Eve disobeyed God and lost the gift of sanctifying grace. Original Sin is passed on to all people because Adam and Eve are our first parents. We are all born with Original Sin on our souls. God promised to send a Savior.
- Baptism is a very important Sacrament because it washes away Original Sin, gives us grace, and makes us members of God's family, the Church.

Proclamation (1 minute)

(Proclaim slowly, then repeat.)

God's plan of love to take care of His people after the Fall of Adam and Eve is shown in His love and mercy for them as they strive to follow Him.

God gave us the Ten Commandments to show us how to love. We respond in love through prayer and living a life of virtue as taught by the Ten Commandments.

Lesson Explanation (35–45 minutes)

Explain focus points in your own words or use the discussion points and questions.

Focus 1: God promised Adam and Eve that He would send a Savior.

While waiting for the Savior, many people turned against God through sin, but God was faithful to His promise. Through Noah, Abraham, and David, God prepared the world for a Savior.

- God promised Adam and Eve a Savior, but nobody knew when the Savior would come.
 - *Have you ever had to wait a long time for something? (Yes.)*
 - *Could you imagine waiting your whole life for something and not living to see it come? What about five thousand years? (WOW!)*
 - **Draw** the following timeline on the board; add people/events as they are discussed. To start, mark Creation on one end of the timeline and extend the timeline to the current year.

WORDS TO KNOW

Noah: the good man who built the ark to save his family and the animals from the great flood

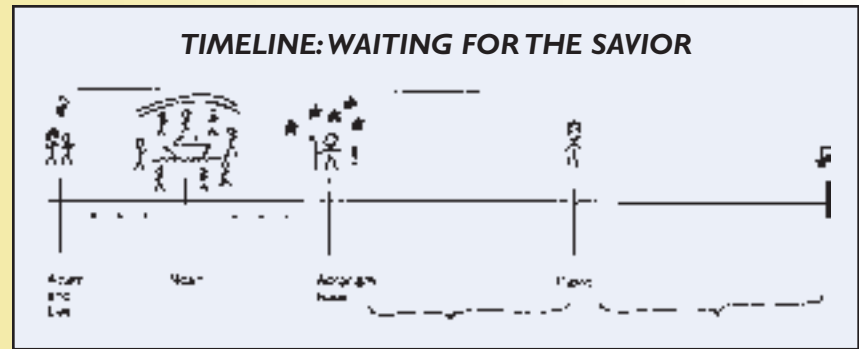
Abraham: the father of God's Chosen People, the Israelites

Isaac: the son of Abraham

David: the boy who killed Goliath and grew up to be king. Jesus was descended from the family of David.

Ten Commandments: the Laws given by God to Moses

Law: a rule that tells us how to act



- Help the children understand how long ago these events happened, and that they are real events, not just stories. Note: Abraham was the beginning of recorded history 2000 B.C.

Add Adam and Eve to the timeline.

- God created the world, and everything He created was good. He gave us free will, so we can choose whether or not to love God.
 - Because of the sin of Adam and Eve, more and more sin came into the world. Even though God had promised to send a Savior, He did not come for thousands of years.
 - The wickedness in the world grew while the descendants of Adam and Eve waited for a Savior; God wanted to cleanse all evil from the earth. ***Do you remember what Sacrament cleans our souls? (Baptism.)***
 - However, God saw that there was one man who loved God. His name was Noah. So God used Noah to save mankind from an evil world. Noah was obedient and helped God.

Add Noah to the timeline. Read Genesis 6:5–8, 18.

- Noah lived in a desert land, far from any water. God instructed Noah to build an ark. He was building a boat the size of a football field! Noah never questioned God; he just did as he was told and kept doing his work, always giving the glory to God.
 - ***Was Noah obedient? Faithful? Persistent? Patient? Humble? (Yes to each.)***
- ***What do you think it was like on the ark? (Stinky, noisy, hard work, no nice days, nowhere else to go. It must have been very difficult to live on the ark.)***
- ***Why did God send the flood? (To cleanse the world from evil.)***
 - ***Whom did God save from the flood? (Noah, his family, and two of every animal.)***
 - ***Why? (Because Noah and his family were faithful. And so that Noah and his family and the animals could have babies and fill the earth again after the flood.)***
- Even after the flood, people continued to sin. God was preparing His people for the Savior, but it would take a long time.
- God now called Abraham to help prepare the people for the Savior.

Abraham's Sacrifice Prefigures Jesus' Sacrifice on the Cross

Just as God called Abraham to offer his only beloved son as a sacrifice of love, God offered His only beloved Son, Jesus, as a sacrifice for the love of all. Catholics can go in faith and obedience and trust to Mass, where, upon the altar, the Sacrifice of the Cross is made present. The Mass is a sacrifice, a prayer of thanksgiving, and a covenant (remind the children that a covenant is a promise that makes us part of God's family).

FOCUS | OPTIONAL ACTIVITIES

- Activity Book, pp. 25–27
- Ask the children for everyday examples of obedience, trust, faith, patience, and other virtues they've learned about through these stories.
- Read about how Abraham's sacrifice prefigured Jesus' Sacrifice on the Cross. (See sidebar.)

Add Abraham to the timeline (Genesis 12–22).

- Abraham had to put his faith in God when God told him that his wife Sarah would have a baby.
 - Abraham and his wife, Sarah, were old (like grandparents), and they normally would not be able to have a baby.
 - Abraham and Sarah had a son; they named him **Isaac**. God's gift of a baby was a precious gift to Abraham and Sarah. They loved Isaac very much.
- God put Abraham to a test.
 - *Who else has been tested by God? (The angels; Adam and Eve.)*
 - Abraham's test was to sacrifice his beloved son Isaac. He was asked to offer his son back to God. Abraham loved Isaac, but he loved God most of all.
 - *Do you love God above everyone and everything you know? (Yes.)*
 - Abraham placed his trust in God. When God saw how much Abraham loved Him, He sent an angel to stop the test. He knew that Abraham was faithful and would do whatever He asked.
 - God blessed Abraham saying his family would be as numerous as the stars.
 - *Do you think that Abraham was faithful? Obedient? Trusting? Patient? (Yes.)*
 - *Since God stopped the test, do you think Abraham was blessed by God? (Yes.)*
 - *Have you ever been blessed by God for doing the right thing? (Answers will vary.)*

Read the story of David to the students, Student Text, page 38 (1 Samuel 16–17; 2 Samuel 6–7). Or read from a children's Bible. **Add David** to the timeline.

- *Because David fought a giant, would you say that he was brave? (Yes.)*
- *Why do you think that David fought the giant? (He trusted that God would help him.)*
- *Have you ever needed to trust in God when all of the odds were against you? (Answers will vary.)*

Conclusion: God promised He would send a Savior, but nobody knew when the Savior would come. The people had to wait a very long time. Some became impatient and started to do bad things and sin. God kept His promise. He used Noah, Abraham, and David to prepare the world for a Savior.

FOCUS 2 OPTIONAL ACTIVITY

- Activity Book, p. 29

The Ten Commandments

1. You shall have no other gods before Me.
2. You shall not take the name of the Lord, your God, in vain.
3. Remember the Sabbath day, and keep it holy.
4. Honor your father and your mother.
5. You shall not kill.
6. You shall not commit adultery.
7. You shall not steal.
8. You shall not bear false witness against your neighbor.
9. You shall not covet your neighbor's wife.
10. You shall not covet your neighbor's goods.

—From Exodus 20:1–17 and
Deuteronomy 5:6–21

Focus 2: God's servants show their love for God through obedience, faithfulness, trust, patience, and perseverance. Moses delivered his people from slavery in Egypt.

Students should know the following answers from knowing Bible stories; if not, read paragraph 2 on Student Text, page 41, or read the story of Moses from a children's Bible.

- As God promised, the Chosen People grew to be very many. Years after Abraham died, a bad thing happened to the people. They all became slaves in the land of Egypt.
- *Do you remember who the leader was who led the people out of slavery in Egypt? (Moses.)*
- *Did Moses obey God and lead the people out of Egypt? (Yes.)*
- *Does this show that Moses trusted God? (Yes.)*
- God wanted Moses to lead his people to the Promised Land. *What did God do to help the people cross over the Red Sea? (God parted the waters.)*
- God wanted to teach the people how to love Him and trust Him. *What did God give the people every day to show that He was going to take care of His people? (Manna, food to eat.)*
- God wanted to teach His people how to love Him. *What rules did He give the people to show them how to love God and how to love their neighbor? (The Ten Commandments.)*

Conclusion: God loves His people so much that He is always with them and providing for them, even when things are hard. God's servants show their love for God through obedience, faithfulness, trust, patience, and perseverance. Moses delivered his people from slavery in Egypt.

Focus 3: God gave the Israelites the Ten Commandments. We must love God and our neighbors.

Write the Commandments on the board or have students turn to Student Text, page 43. (See sidebar.)

- **Read Exodus 19:5–6:** “Now therefore, if you will obey my voice and keep my covenant, you shall be my own possession among all peoples; for all the earth is mine, and you shall be to me a kingdom of priests and a holy nation.”
 - God tells us that if we keep His Commandments, his **Laws** given to Moses, we will be rewarded.
- The **Ten Commandments** are divided into two sections: the first three show our love for God; the last seven show our love for our neighbor.
 - **Read** each of the Ten Commandments and briefly explain what they mean. With each Commandment have students silently reflect on how they may have gone against any of these Commandments.

- **Have the children** give everyday examples for each. Following are examples:
 - First Commandment: God is most important in our lives. We should not put money, sports, games, or a hobby before God.
 - Second Commandment: God's Name is holy and should be said reverently. We should not curse or make promises with God's Name.
 - Third Commandment: We must worship God on Sunday (the day of the Resurrection). We should spend Sunday going to Mass and being with family.
 - Fourth Commandment: We must love our parents and respect their authority. We should obey our parents, guardians, and those in authority.
 - Fifth Commandment: Do not hurt anyone. Do not hit or fight with others. Do not talk about people.
 - Sixth Commandment: Married love is sacred. The love of a husband and wife is to be saved for marriage and not given to another in thought, word, or deed. For purity, we should guard our thoughts and what we see on television.
 - Seventh Commandment: Do not take what does not belong to us. Do not take another person's money or lunch. Always return what we borrow.
 - Eighth Commandment: Tell the truth. We should not tell lies or mislead people.
 - Ninth Commandment: Respect the relationships of others. We should not want the love that is given to another so much that we get in the way of that love.
 - Tenth Commandment: Respect the property of others. We should not want something that belongs to another so much that we do not want the person to have it.
- God calls each of us to follow each of these Ten Commandments so that we can love God and love our neighbor.
 - ***Have you ever gone against any of these Commandments?** (Yes, we all make choices against God at times.)*
 - If we fail to follow these Ten Commandments, we need to ask God for His forgiveness and for His help not to disobey.
 - ***Have you ever prayed to God to ask Him to help you be better? Or do you just try on your own?** (Answers will vary; lead students to understand that we need God's help to change our ways.)*
- This year we are preparing to receive the Sacrament of Penance (Reconciliation/Confession). When we receive this Sacrament, we will be asking God for His forgiveness and for His help so that we will have the strength not to disobey Him again.
 - ***Are you looking forward to receiving God's forgiveness in the Sacrament of Penance?** (Yes.)*
 - **Remind students** that no matter how we may have offended God, just like the people in the Bible, God is always merciful, and He will always forgive us if we are sorry.

FOCUS 3 OPTIONAL ACTIVITIES

- Activity Book, pp. 30–31
- Quiz the children on the Ten Commandments. “If I push my brother, what Commandment am I breaking? If I look at someone else’s paper for answers during a test, what Commandment am I breaking?”

Saint John Vianney, the Curé of Ars

Saint John Vianney, a humble servant who was almost not ordained because of his slowness in studies, was sent to Ars, where there was very little faith left in the community. He was sent to bring them back to pious devotion to God. His bishop told him, “There is not much love of God in that parish; you will put some there.” Soon, his reputation for saintliness and an ability to perform miracles drew tens of thousands to his parish each year. People came because they recognized an opportunity to see a model of true godliness and to move closer to God themselves.

Conclusion: God gave us the Ten Commandments to show us how to live in happiness and peace with Him and others.

Review Lesson 4, Chapters 7 and 8 (3 minutes)

- God promised He would send a Savior, but nobody knew when the Savior would come.
- Many people in the world turned against God through sin, but God kept His promise.
- God used Noah, Abraham, Moses, and David to prepare the world for a Savior.
- God loves His people so much that He is always with them and providing for them, even when things are hard.
- God gave us the Ten Commandments to show us how to live in happiness and peace with Him and others.

Application (10–20 minutes)

Choose one or more of the following for discussion.

- *In what ways is Noah a good example for you? (He was obedient, faithful, persistent, patient, and humble.)*
- *How is Abraham a good example? (He was faithful, obedient, trusting, patient, loving, and blessed by God.) In what ways should you imitate him? (Answers will vary.)*
- *How is David a good example? (He was brave, trusted in God, and served God faithfully.)*
- Look at the list of what the Ten Commandments teach us in your Student Text on page 44. **Give students** what is right, and ask them what is wrong (or the other way around).
- Remember a time you broke one of God’s rules and did something you knew was wrong. *What did you do? (Answers will vary.) How did you feel after you did that wrong thing? (Sad, upset, no peace.) Would you have been happier if you had followed the rules and done what was right? (Yes.)*

Celebration (5–10 minutes)

Choose one or more of the following.

- Prayer: Act of Contrition, Student Text, p. 176
- Prayer of thanksgiving: Thank You, God, for showing me how to live in happiness with You and others. Amen.
- Read about the life of Saint John Vianney, the Curé of Ars. (See sidebar.)

Take Home

- Student reading for next lesson: Student Text: Chapter 9, pp. 45–49
- Optional: Activity Book: Chapter 7, pp. 25–27; Chapter 8, pp. 29–31
- Optional: Family Guide: G 2–7, pp. 78–79; G 2–8, pp. 80–81

7 Obeying God Our Father

“Blessed is the man who trusts in the LORD,
whose trust is the LORD.”

Jeremiah 17:7

God still loved Adam and Eve, even after they disobeyed Him. He promised to send a Savior to make up for their sin so that Adam, Eve, and all people would have the chance to go to Heaven.

But God did not say when the Savior would come. The people had to wait many years before Jesus came. Many people became tired of being good. They forgot about God. Soon there was only one family that still loved God. It was the family of **Noah**. Do you know the story about Noah and the ark? God asked Noah to build an ark and put every kind of animal, male and female, inside of it. Noah and his family also entered the ark. Because of Noah’s trust and obedience, God was able to save the goodness of creation. God washed away all that was bad and sinful from the earth in a flood.

35



Years later there was a man named **Abraham** who loved God very much. But Abraham was sad because he didn’t have any children. One day, God spoke to Abraham: “Your wife will have a baby soon. And someday you will have grandchildren, and great-grandchildren. Then the family of Abraham will be one of the biggest families of all!” God promised that the family of Abraham would always be very special to Him.

Soon Abraham’s wife had a baby. She named him **Isaac**. Abraham loved his little boy very much.

One day, God tested Abraham. He told Abraham to give up his son. This probably made Abraham afraid and sad, but he wanted to obey God. Abraham trusted God. When he was all ready to do what God had asked, an angel came and said, “Stop! You can keep Isaac with you. God just wanted to see how much you loved Him. God will bless you for being so obedient.”

As God promised, the family of Abraham grew very large, and God took care of them all. Many of Abraham’s descendants are living today. They are the Jewish people.

37

Many years after Abraham, but still long before Jesus came, there was a boy named David. David took care of his father’s sheep all day. He was strong and good. He loved to sing and play a harp. He made up songs about God and the beautiful world God made.

One day, something happened that made all of the people very afraid. A giant named Goliath came and said he wanted to fight! “If you can find someone to beat me,” he said, “my people will be your servants. But if I beat you, you must all be our servants.”

Everyone was afraid to fight Goliath. But not David. “I may be small, but God will help me to beat Goliath.”

David took some small stones and put them in a slingshot. When he met Goliath in the field, the giant made fun of David. But David was not afraid because of his trust in God. He put a stone in the sling and shot Goliath right between the eyes. Goliath fell dead. David had saved God’s people.

Later, David became king of the Chosen People. It was from his descendants that Mary and Joseph, the parents of Jesus, would come.

38

Q. 18 How did Noah respond to God with obedience?

Noah obeyed God and built an ark so that the good of creation would be saved during the great flood (CCC 56).

Q. 19 How did Abraham respond to God with faith?

Abraham had such faith in God that he was ready to give even his beloved son to God (CCC 59).

Q. 20 How did David respond to God with trust?

David so trusted in God's love and care for His people, the Israelites, that he fought a giant named Goliath with a slingshot (CCC 64).

Words to Know:

Noah Abraham Isaac David

39

Name: _____

Obeying God Our Father

Quiz 7

Matching.

Noah — God promised him a large family.
 Abraham — He built the ark.
 Isaac — He became a king.
 David — He was the son of Abraham.

Yes or No. Circle the correct answer.

- Did God stop loving Adam and Eve? Yes ☐ No ☒
- Did God promise to send a Savior? Yes ☒ No ☐
- Did the Savior come right away? Yes ☐ No ☒

A-8

Faith and Life Series • Grade 2 • Appendix A

Name: _____

Draw Adam and Eve

Draw Noah and his ark

1

2

Draw Abraham and Isaac

Draw David and Goliath

3

4

Faith and Life Series • Grade 2 • Chapter 7 • Lessons 1–4

25

Name: _____

Word Search

Can you find these words in the puzzle?
 Look carefully! The words go across and down.

ABRAHAM	FAMILY	OBEDIENT
ARK	JOSEPH	TESTED
EVE	DAVID	ANGEL
MARY	ANIMALS	GOD
ADAM	CHILDREN	ISAAC
BAPTISM	HEAVEN	LOVE
	SAVIOR	

O	X	A	B	R	A	H	A	M	N	X	E
B	S	R	A	N	N	A	N	G	L	L	V
E	A	K	P	O	G	O	G	H	D	O	E
D	V	L	T	E	S	T	E	D	C	C	S
I	I	G	I	H	U	X	L	P	R	H	J
E	O	O	S	J	O	S	E	P	H	I	O
N	R	D	M	I	S	A	A	C	F	L	R
T	X	H	E	A	V	E	N	D	A	D	F
L	O	V	E	M	A	R	Y	A	D	R	P
F	A	M	I	L	Y	E	S	V	A	E	H
A	N	I	M	A	L	S	R	I	M	N	X
B	P	I	S	R	O	X	N	D	R	E	X

26

Faith and Life Series • Grade 2 • Chapter 7 • Lesson 2

Name: _____

Can you match the person with the event?

Person	Event
ADAM	Was his old father's only son.
EVE	Wanted to fight.
NOAH	Named the animals.
ABRAHAM	Built an ark.
ISAAC	Was sad because he did not have children.
GOLIATH	Was tricked by a snake.

Questions from your text.

1. Why were the people waiting? When did they start waiting?

They were waiting for the Savior.
They started waiting after the Original Sin.

2. What happened when the people were waiting?

They got tired of waiting and soon forgot about God.

3. Why did people laugh at Noah?

Because he built an ark.

4. Why did Abraham agree to give up his son Isaac? In the end, did he have to give him up?

Because he was obedient and trusted in God. God spared his son.



8 God Gives Us His Laws

“And if you obey the voice of the LORD your God, being careful to do all his commandments which I command you this day, the LORD your God will set you high above all the nations of the earth.”

Deuteronomy 28:1

As God promised, the Chosen People grew to be very many. Years after Abraham died, a bad thing happened to them. They all became slaves in the land of Egypt.

Then God gave them a leader. His name was Moses. With God's help Moses set the people free. For many years God led the people so they could find a new land to live in. God wanted His Chosen People really to know that they were special to Him. He took care of them and showed His love for them by giving them all they needed. God also wanted them to love Him in return. He gave His Chosen People rules and told them that if they loved Him they would obey those rules and they would be happy.

We call these rules the **Ten Commandments**. They are God's **Law** of love for all His people. Because we become God's children when we are baptized, these Laws are for us, too. Knowing God's Laws helps us to do what is right.

Q. 21 *What are the Ten Commandments?*
The Ten Commandments are God's Laws of love for all His people (CCC 1962).

Q. 22 *Why did God give Moses and His people the Ten Commandments?*
God gave Moses and His people the Ten Commandments so they would know God and serve Him faithfully while they waited for the Savior (CCC 62, 1961).

Words to Know:

Ten Commandments Law

Here are the Ten Commandments:

1. You shall not have other gods besides Me.
2. You shall not use God's name in vain.
3. Remember to keep God's day holy.
4. Honor your father and mother.
5. You shall not kill.
6. You shall not commit adultery.
7. You shall not steal.
8. You shall not lie.
9. You shall not covet your neighbor's wife.
10. You shall not covet your neighbor's goods.

The first three Commandments tell us how to love and respect God. The others tell us how to love and respect other people. Sometimes we obey God's Law by doing what is good, other times we obey by not doing what is bad.

43

"You are my friends if you do what I command you."

John 15:14

The Ten Commandments teach us:

It is right...	It is wrong...
— to pray to God.	— not to pray to God.
— to listen and pray in church.	— to misbehave in church.
— to use God's name with respect.	— to use God's name in the wrong way.
— to go to Mass on Sundays and holy days.	— to miss Mass on Sundays or holy days because of my own fault.
— to listen to and obey my parents and teachers.	— to disobey my parents and teachers.
— to be kind to everyone.	— to hurt others, to fight, or to be unkind.
— to be pure in my thoughts, words, and actions.	— to think and do bad things or say bad words.
— to be honest.	— to steal or cheat.
— to tell the truth.	— to lie.

44

Name: _____

God Gives Us His Laws

Quiz 8

Fill in the blanks. Use the words below to help you.

The Ten Commandments

Word Bank

father	gods	your	name	goods
lie	not	steal	kill	holy

1. You shall not have other gods besides me.
2. You shall not use God's name in vain.
3. Remember to keep God's day holy.
4. Honor your father and mother.
5. You shall not kill.
6. You shall not commit adultery.
7. You shall not steal.

Name: _____

Quiz 8 continued

8. You shall not lie.
9. You shall not covet your neighbor's wife.
10. You shall not covet your neighbor's goods.

Yes or No. Circle the correct answer.

1. Did the Chosen People become slaves? ☒ Yes ☐ No
2. Did God send Moses to set the people free? ☒ Yes ☐ No
3. Did God give Moses His Laws? ☒ Yes ☐ No
4. Are God's Laws only for the Chosen People? ☐ Yes ☒ No
5. Do God's Laws help us do what is right? ☒ Yes ☐ No

Name: _____

Unit 2 Test

Chapters 5–8

Yes or No. Circle the correct answer.

1. Did God want Adam and Eve to be happy? ☒ Yes ☐ No
2. Did Adam and Eve sin? ☒ Yes ☐ No
3. Did God stop loving Adam and Eve? ☐ Yes ☒ No
4. Did God promise to send a Savior? ☒ Yes ☐ No

Circle what the Ten Commandments teach us to do.

- ☒ pray ☒ obey parents ☐ lie
☐ steal ☒ be kind ☒ tell the truth
☒ go to Mass on Sunday

Name: _____

Unit 2 Test continued

Fill in the blanks. Use the words below to help you.

Word Bank

Noah	Moses	Adam	David
Isaac	Eve	Abraham	

1. Adam is the first man.
2. Eve is the first woman.
3. God asked Noah to build an ark.
4. God promised to give Abraham a very large family.
5. Isaac was the son of Abraham.
6. David was a shepherd boy who became king.
7. God sent Moses to set His people free.

Name: _____

Color the picture.



With the help of your textbook, fill in these blanks.

God gave the Chosen People a leader. His name was Moses. With God's help, Moses set the people free. For many years God led the people so they could find a new land to live in. God wanted His Chosen People really to know that they were special to Him. He took care of them and showed His love for them by giving them all they needed. God also wanted them to love Him in return. He gave his Chosen People rules and told them that if they loved Him they would obey those rules and they would be happy.

Name: _____

Write the Ten Commandments under the Great Commandments into which they fit.

Love the Lord your God with all your heart, with all your soul, with all your strength, and all your mind.

1. You shall not have other gods besides Me.
2. You shall not use God's name in vain.
3. Remember to keep God's day holy.

Love your neighbor as yourself.

4. Honor your father and mother.
5. You shall not kill.
6. You shall not commit adultery.
7. You shall not steal.
8. You shall not lie.
9. You shall not covet your neighbor's wife.
10. You shall not covet your neighbor's goods.

Name: _____

Write in your own words what
each Commandment says.

COMMANDMENT

1st Commandment: Answers will vary.

2nd Commandment: _____

3rd Commandment: _____

4th Commandment: _____

5th Commandment: _____

6th Commandment: _____

7th Commandment: _____

8th Commandment: _____

9th Commandment: _____

10th Commandment: _____