

Seeds



Preschool
Seeds



PFLAUM PUBLISHING GROUP

Seeds

Preview Pages

Weekly Student Lesson

- There are 32 lessons in the program each year delivered in four quarters (8 lessons each).
- Each lesson is based on the Sunday Gospel.
- Lessons will change each year according to the Liturgical Cycles.

Teaching Guide

- This sample Teaching Guide contains introductory material for the catechist/teacher and one lesson plan
- English Teaching Guides are sent quarterly (8 lessons each time) and are FREE with 10 or more student copies. Spanish language Teaching Guides are available free online.

Catechism Handbook

- One handbook is provided for each student and is delivered with the lessons for the first quarter.
- The concepts in the handbooks are integrated into each lesson to reinforce the doctrine.





Pflaum

Seeds




October 23, 2022
30th Sunday in Ordinary Time

**Everyone is
important to
Jesus.**



**Whose prayer
is better?**

We are all different!



Family Corner

Sunday Gospel Activity

Make cards for homebound parishioners who are unable to come to Mass. Write them messages to say that your family is praying for them this week. Bring the cards to your program director or principal who can arrange for their delivery.

Question of the Week

What does being "the greatest" mean to you?

Family Prayer

Lord, help us to remember to do good deeds in your name. Amen.








Word of the Week

respect

Scan here for parent resources
or visit gospelweeklies.com/family



We are all good!



In class or at home,
go to page 15 in the
Catechism handbook
to learn about the
Golden Rule.




We should never again use the
expression 'When Jesus was on
earth' or think of him as being only
in heaven; Jesus is still on earth.
—Father John Hardon, S.J.

**I am
important.**

**You are
important.**



**We are all
children of
God.**



**Everyone is
important.**

**God loves
us all.**



WHAT THE CHURCH BELIEVES AND TEACHES

Catechism Handbook

- One handbook is provided for each student and is delivered with the lessons for the first quarter.
- The concepts in the handbooks are integrated into each lesson to reinforce the doctrine.

Seeds

WHAT THE CHURCH BELIEVES AND TEACHES **HANDBOOK**



PFLAUM GOSPEL WEEKLIES Faith Formation Program



The Golden Rule



Jesus teaches us to be fair.

He wants us to treat others as we want to be treated.



There are two swings. How can each child play on the swings?



There are four apples. How many apples should each child get?



How can the children take turns when they play a ballgame together?


**Family
Corner**

A sense of justice can be planted in a child at an early age. Your attempts to be fair and just will plant those seeds.



Teaching Guide Preview

- This sample Teaching Guide contains introductory material for the catechist/teacher and one lesson plan
- English Teaching Guides are sent quarterly (8 lessons each time) and are FREE with 10 or more student copies. Spanish language Teaching Guides are available free online.



For Catechists and Teachers

Scripture Background

Sunday's Gospel is about two people—a very important pillar of the community and a tax collector nobody likes—who both go to the Temple to pray. The important person uses his prayer time to thank God that he is better than the tax collector. The tax collector admits his failings and asks for God's mercy. Jesus asks us a question: Which person pleases God?

Connecting Scripture and Doctrine

We are all important to God. In God's eyes, every person has the same value. We all can please God when we love ourselves and respect others around us.

"Created in the image of the one God and equally endowed with rational souls, all men have the same nature and the same origin. Redeemed by the sacrifice of Christ, all . . . enjoy an equal dignity" (CCC, 1934).

Sharing the Lesson with Families

Encourage parents to ask their child to tell them about the drawings and activities in this week's *Seeds* lesson. Suggest that parents page through a magazine with their child and notice the different people pictured. They can ask what is different about each person (color, hair, clothes, etc.) and how the person is like them (male, female, wears glasses, etc.).

Materials

- *Seeds* Student Lesson for 10/23
- Catechism handbook, page 15
- audio player and *Seeds* CDs
- crayons, scissors
- Church Year calendar
- story coloring page (one per child)

Suggested Music

- "Come Gather" (CD-2, #2)
- "Two Little Ears" (CD-1, #4)
- "God's Family" (CD-2, #16)

Lesson Resources

- *Seeds Activity Book*, Activity #25
- Weekly Review Template (gospelweeklies.com/seeds)
- Video Links (gospelweeklies.com/weekly-videos)

Single-Session Lesson Pacing Guides

Note: These pacing guides are suggestions for how to present the lesson. Please adapt the lesson to suit your needs.

60-Minute Lesson

Share Experiences (15-20 minutes)

- Gathering Song and Prayer • "Come Gather" (CD-2, #2)
- Story • From A to Z
- Activity • We are all different! We are all good! (pages 2-3)

Discover Gospel and Doctrine (20-25 minutes)

- Gospel Ritual • "Two Little Ears" (CD-1, #4)
- Sunday Gospel • Whose prayer is better? (page 1)
- Activity • Gospel Creative Drama
- Cover Activity • Coloring Page (page 1)



Distribute the children's *What the Church Believes and Teaches* handbooks. Turn to page 15.

- Word of the Week • respect (page 2)

Live the Gospel (20-25 minutes)

- Activity • We are all children of God. (page 4)
- Closing Prayer and Song • "God's Family" (CD-2, #16)

Take-Home

- *Seeds Activity Book*, Activity #25
- Remind the children to share their lesson with their families and do the *Family Corner* activities and prayer on page 2 together.

90-Minute Lesson

Share Experiences (15-20 minutes)

- Gathering Song and Prayer • "Come Gather" (CD-2, #2)
- Story • From A to Z
- Activity • We are all different! We are all good! (pages 2-3)
- Activity • Circle Scavenger Hunt

Discover Gospel and Doctrine (45-50 minutes)

- Gospel Ritual • "Two Little Ears" (CD-1, #4)
- Sunday Gospel • Whose prayer is better? (page 1)
- Activity • Gospel Creative Drama
- Cover Activity • Coloring Page (page 1)



Distribute the children's *What the Church Believes and Teaches* handbooks. Turn to page 15.

- Word of the Week • respect (page 2)
- Activity • *Seeds Activity Book*, Activity #25

Live the Gospel (20-25 minutes)

- Activity • We are all children of God. (page 4)
- Closing Prayer and Song • "God's Family" (CD-2, #16)

Take-Home

Remind the children to share their lesson with their families and do the *Family Corner* activities and prayer on page 2 together.

Lesson Theme: Everyone is important to Jesus.

Five-Day Lesson Pacing Guide

Note: This pacing guide suggests how to present the lesson over five days. Please adapt the lesson to suit your needs.

Day 1

Share Experiences

- Gathering Song • “Come Gather” (CD-2, #2)
- Gathering Prayer (see page TG1-26)
- Story • From A to Z
- Activity • We are all different! We are all good! (pages 2–3)
- Activity • Circle Scavenger Hunt
- Closing Prayer • *Loving God, help us to follow the example of the saints. Amen.* (Repeat.)

Day 2

Discover Gospel and Doctrine

- Gathering Prayer • *Loving God, help us to follow the example of the saints. Amen.* (Repeat.)
- Gospel Ritual • “Two Little Ears” (CD-1, #4)
- Sunday Gospel • Whose prayer is better? (page 1)
- Activity • Gospel Creative Drama
- Cover Activity • Coloring Page (page 1)
- Closing Prayer • *Loving God, help us to do things that please you. Amen.* (Repeat.)

Day 3

- Gathering Prayer • *Loving God, help us to do things that please you. Amen.* (Repeat.)



Distribute the students’ *What the Church Believes and Teaches* handbooks. Turn to page 15.

- Word of the Week • respect (page 2)
- Activity • *Seeds Activity Book*, Activity #25
- Closing Prayer • *Loving God, give us the strength to choose what is right. Amen.* (Repeat.)

Day 4

Live the Gospel

- Gathering Prayer • *Loving God, give us the strength to choose what is right. Amen.* (Repeat.)
- Activity • We are all children of God. (page 4)
- Closing Prayer • *Loving God, help us to be kind in our words and actions. Amen.* (Repeat.)

Day 5

- Gathering Prayer • *Loving God, help us to be kind in our words and actions. Amen.* (Repeat.)
- Weekly Review
- Closing Prayer (see page TG1-27)
- Closing Song • “God’s Family” (CD-2, #16)

Friday Take-Home

Remind the students to share their lesson with their families and do the *Family Corner* activities and prayer on page 2 together.

Curriculum Connections

- **ELA:** As a class, write a short prayer thanking God for what the children have and asking God’s forgiveness for what the children have done wrong.
- **Tech:** Work with your students to memorize a prayer and make a video of the class praying it together. Send the video to your students’ parents.

Extending Activities

(gospelweeklies.com/seeds)


Catholic Identity Project of the Week

The concept of tithing reminds us to give some of what we have to the Church to support God’s work. Invite your class to consider how they can support the Church this week—by praying, participating in a volunteer activity, or taking part in a donation program. Invite each child to consider how the week will be different if they support the Church in this way.

Extending the Lesson

Saints and Feast Days to Celebrate

- **October 23: World Mission Sunday—Pray:** *Loving God, we pray for missionaries who answer the call to serve. Amen.*
- **October 24: Saint Anthony Mary Claret —** A Spaniard born in 1807, Anthony founded the Claretian orders of priests and nuns and served as archbishop of Santiago, Cuba. He took part in the First Vatican Council, served as spiritual counselor to Queen Isabella II of Spain, and supported the Catholic press.
- **October 28: Saints Simon and Jude —** Both men were among the Twelve Apostles. Jude, called Thaddeus, is the brother of James the Lesser, who was also an Apostle. Simon was called the Zealot because he rigidly followed Jewish law. James traveled with Jude to Egypt and Persia where they were both martyred.



Teaching This Week's Lesson

Share Experiences

Objective The children will explore likenesses and differences.

Gather in a circle. Play and sing "Come Gather" (CD-2, #2) to begin your *Seeds* session.

Gathering Prayer Invite a child to point to the current Sunday on a Church Year calendar. Give the children a moment to stand quietly. Invite them to pray in their hearts that Jesus will be with them during this *Seeds* class. Then invite them to join you in the prayer they learned earlier this year and make the gestures you make. **Pray:** Jesus, we are here. / We come to you from far and near. / With our ears, we hear your words. / In our hearts, we keep your words. Amen.

Story • From A to Z A coloring page to accompany this story is available at gospelweeklies.com/lesson-updates. Invite the children to sit in a story circle. Tell them you were working at your desk last night and you heard the letters of the alphabet talking. You only listened a little while because eavesdropping is rude. This is all you heard:

A said: "I am most important because I come first in the alphabet. Everyone always says, 'A,B,C.' I am always first."

Z said: "I am most important because I come last. Everyone always saves the best until last."

M said, "I am most important because without me you couldn't spell Mom."

"How about me?" asked G. "You need me to spell God."

Pretty soon, all the letters were talking at the same time. They made so much noise that my ears hurt, so I shut the dictionary and went to bed. But now I am wondering, which letter of the alphabet is the most important?

Give the children a chance to give their opinions. All the letters are necessary to write books and letters and to spell their names. If you know an alphabet song, sing it with the children.

Activity • We are all different! We are all good! (pages 2–3) Direct the children to gather at their work places. Distribute *Seeds* and invite them to open to page 2–3. **Ask:** What do you see? Draw the children's attention to the top row of pictures that shows five kinds of trees. **Ask:** Can you name the trees? *From left to right: oak, maple or some other hardwood, pine, apple, weeping willow, palm.* **Ask:** How are these trees different from one another? When the children have offered several answers, **ask:** Is the apple tree better than the palm tree? What

is your favorite kind of tree? After discussion, give them time to draw that tree in the blank at the far right. It is fine if they draw one of the trees already in the picture.

Continue with the row of pictures showing places people live, giving the children time to draw their own home at the end. The last row shows different people. Direct the children to draw a person who is important to them in the empty space.

Activity • Circle Scavenger Hunt Gather the children around you. Tell them you want each child to find something made in a circle shape in your classroom. Give as an example a clock or the top of a wastebasket. Direct them to walk around the room until they find a circle shape and then to stand still by it. Make sure there are enough circles by making a flower pot, coffee cup, juice glasses, buttons, balls, and other circle shapes obvious. Assist any children who need help.

When each child has found a circle shape, **ask:** Where does your circle begin? There may be a seam or handle, but basically the circle is the same all around with no real beginning or end. Make this point, then gather the children in a circle and hold hands. Point out that no one is first or last in a circle of children.

Discover Gospel and Doctrine

Objectives • The children will:

- Recognize that Jesus prefers people who don't put others down.
- Identify that the Golden Rule involves treating everyone as they themselves want to be treated.

Play and sing "Two Little Ears" (CD-1, #4) as preparation for the proclamation of the Gospel.

Sunday Gospel • Whose prayer is better?

(page 1) Invite the children to sit in a story circle. Direct them to place their copies of *Seeds* on the floor in front of them as you share with them the Gospel story:

Jesus told this story to some people who thought they were better than everyone else:

One day, two men went to the Temple to pray. One was a Pharisee. The other was a tax collector.

The Pharisee prayed, saying: "God, thank you for not making me like other people. I am not selfish, greedy, or dishonest like this tax collector. I give lots of money to the Temple."

The tax collector hung down his head and prayed: "God, please be kind and forgive me. I do not always do what is right. I am a sinner." He hit his chest with his fist because he was so sorry.

As Jesus' story ended, he said: "It was the tax collector and not the Pharisee who pleased God. If you put yourself above others, you will be put down. But if you humble yourself, you will be honored."


Ask: What did Jesus mean when he said, "If you humble yourself, you will be honored"? Children may complain about kids who think they are better than others because they have more possessions. Children with older siblings may feel inferior to them because they cannot do the same activities. However, the children can also understand that people who brag aren't always as good as they say.

Activity • Gospel Creative Drama Invite the children to take turns acting out the way the two characters in the Gospel pray. The other children may guess by their actions if they are pretending to be the important person or the humble tax collector.

Cover Activity • Coloring Page (page 1) Move to the work area. Distribute crayons and invite the children to color the Pharisee and the tax collector. If you don't have enough time to do this activity during your *Seeds* session, you may direct the children to complete it at home.



Distribute the students' *What the Church Believes and Teaches* handbooks.



What the Church Believes and Teaches

The Golden Rule (page 15)

Help the children find page 15 in their handbooks. Read aloud the title and the words at the top of the page.

Invite the children to look at the first set of pictures. **Ask:** How many swings are there on this swing set? How many children are there? How do you think each child can get a chance to swing?

Invite the children to look at the second set of pictures. **Ask:** How many apples do you see? How many children do you see? Is there an apple for each child?

Invite the children to look at the last set of pictures. **Ask:** How many children do you see? How can these children take turns playing a ball game together?

Tell the children that being fair involves treating everyone as they themselves want to be treated. This is called the Golden Rule. When we live the Golden Rule, we are following

the second part of Jesus' Great Commandment that says: "Love the Lord your God with all your heart, with all your soul and with all your mind, and love your neighbor as yourself."



Have the children close the *What the Church Believes and Teaches* handbooks and return to *Seeds*.

Word of the Week • respect (page 2) Write the word *respect* on the board. Share this definition: *Respect means showing that a person or thing has been created by God. It means caring for it and treating it well.* Explain that, when we treat others the way we want to be treated, we are showing them respect.

Live the Gospel

Objective The children will recognize that all people are important.

Activity • We are all children of God. (page 4)

Direct the children to look at the pictures on page 4. Mention to them that all these children enjoy doing different activities, look different, like different styles of music, etc. Distribute crayons and invite the children to draw their faces in the empty space. Explain that even though we look different and like different things, we are all important and we are all children of God.

Closing Prayer Gather the children standing in a circle and hold hands. Invite the children to repeat your words and gestures: *I am important. (point to self)*
You are important. (point to other children)
Everyone is important. (make big sweeping gesture)
We are all children of God. (bring arms up, hands over head)
God loves us all. (hands on heart)
Amen. (fold hands in prayer)



Close your prayer and gathering by playing and singing "God's Family" (CD-2, #16).

Extending Activities (gospelweeklies.com/seeds)

Lesson Wrap-Up

Visit gospelweeklies.com/seeds to download the *Seeds* Weekly Review Template.


Use Activity #25 from the *Seeds Activity Book* as a take-home activity or lesson wrap-up.

Seeds



Parent Teacher Pages Preview

- Easy-to-use guides that walk parents through teaching each lesson with step-by-step instructions, background information, and discussion starters.
- Parents who are assisting their children at home will benefit from these simplified guides.
- Available in English and Spanish.



Sunday Gospel Background

Sunday's Gospel is about two people—a very important pillar of the community and a tax collector nobody likes—who both go to the Temple to pray. The important person uses his prayer time to thank God that he is better than the tax collector. The tax collector admits his failings and asks for God's mercy. Jesus asks us a question: Which person pleases God?

Share Experiences

Check off the boxes as you complete each part of the lesson.

- Gathering Prayer** Invite your child to join you again in this prayer, using gestures. Point to your ears and heart as you pray: "Jesus, Jesus, we are here. With our ears, we hear your words. In our hearts, we keep your words. Amen."
- Story • From A to Z.** Tell your child you were working at your desk last night and you heard the letters of the alphabet talking. You only listened a little while because eavesdropping is rude. This is all you heard:

A said: "I am most important because I come first in the alphabet. Everyone always says, 'A, B, C.' I am always first."

Z said: "I am most important because I come last. Everyone always saves the best until last." M said, "I am most important because without me you couldn't spell *Mom*."

"How about me?" asked G. "You need me to spell God."

Pretty soon, all the letters were talking at the same time.

They made so much noise that my ears hurt, so I shut the dictionary and went to bed. But now I am wondering, which letter of the alphabet is the most important?

Invite your child to give an opinion. All the letters are necessary to write books and letters and to spell names.

- Activity • We are all different! We are all good! (pages 2–3)** Open *Seeds* to pages 2–3. **Ask:** What do you see? Point out the top row of pictures that shows five kinds of trees. **Ask:** Can you name the trees? *From left to right: oak, maple or some other hardwood, pine, apple, weeping willow, palm.* **Ask:** How are these trees different from one another? Is the apple tree better than the palm tree? What is your favorite kind of tree? Invite your child to draw that tree in the blank at the far right. It is fine if your child draws one of the trees already in the picture.

Continue with the row of pictures showing places people live, giving your child time to draw your home at the end. The last row shows different people. Your child can draw a person who is important to your child in the empty space.

Discover Gospel and Doctrine

- Sunday Gospel • Whose prayer is better? (page 1)** Invite your child to look at the cover of *Seeds* as you share the Gospel story:


Jesus told this story to some people who thought they were better than everyone else:

One day, two men went to the Temple to pray. One was a Pharisee. The other was a tax collector.

The Pharisee prayed, saying: "God, thank you for not making me like other people. I am not selfish, greedy, or dishonest like this tax collector. I give lots of money to the Temple."

The tax collector hung down his head and prayed: "God, please be kind and forgive me. I do not always do what is right. I am a sinner." He hit his chest with his fist because he was so sorry.

As Jesus' story ended, he said: "It was the tax collector and not the Pharisee who pleased God. If you put yourself above others, you will be put down. But if you humble yourself, you will be honored."



Ask: What did Jesus mean when he said, “If you humble yourself, you will be honored”? Your child may know kids who think they are better than others because they have more possessions, are more talented, etc. However, your child can also understand that people who brag aren’t always as good as they say.

Cover Activity • Coloring Page (page 1) Invite your child to color the Pharisee and the tax collector.



Open the *What the Church Believes and Teaches* handbook to page 15. Read aloud the title and the words at the top of the page. Invite your child to look at the first set of pictures. **Ask:** How many swings are there on this swing set? How many children are there? How do you think each child can get a chance to swing?

For the second set of pictures, **ask:** How many apples do you see? How many children do you see? Is there an apple for each child?

For the last set of pictures, **ask:** How many children do you see? How can these children take turns playing a ball game together?

Explain that being fair involves treating everyone as they themselves want to be treated. This is called the Golden Rule. When we live the Golden Rule, we are following the second part of Jesus’ Great Commandment that says: “Love the Lord your God with all your heart, with all your soul and with all your mind, and love your neighbor as yourself.”

Once you have completed this section of the lesson, close the handbook and return to Seeds, page 2.

Word of the Week • respect (page 2) Write the word *respect* for your child to see. Share this definition: *Respect means showing that a person or thing has been created by God. It means caring for people and things and treating them well.* Explain that, when we treat others the way we want to be treated, we are showing them respect.

Live the Gospel

Activity • We are all children of God. (page 4) Direct your child to look at the pictures on page 4. Mention that all these children enjoy doing different activities, look different, like different styles of music, etc. Invite your child to draw your child’s own face in the empty space. Explain that even though we look different and like different things, we are all important and we are all children of God.

Closing Prayer Stand with your child and hold hands. Invite your child to repeat your words and gestures: I am important. (*Point to self.*) You are important. (*Point to your child.*) Everyone is important. (*Make big sweeping gesture.*) We are all children of God. (*Bring arms up, hands over head.*) God loves us all. (*Hands on heart.*) Amen. (*Fold hands in prayer.*)



Parent Resources

For weekly materials lists, videos, assessments, and more, scan this code or go to pflaumweeklies.com/family
Visit www.usccb.org/bible/readings to read this Sunday’s Scripture



PFLAUM GOSPEL WEEKLIES Faith Formation Program

Seeds

ACTIVITY BOOK



Includes:

**32 Gospel and
Doctrine Activities**

**Early Start and
Late Close
Lessons**

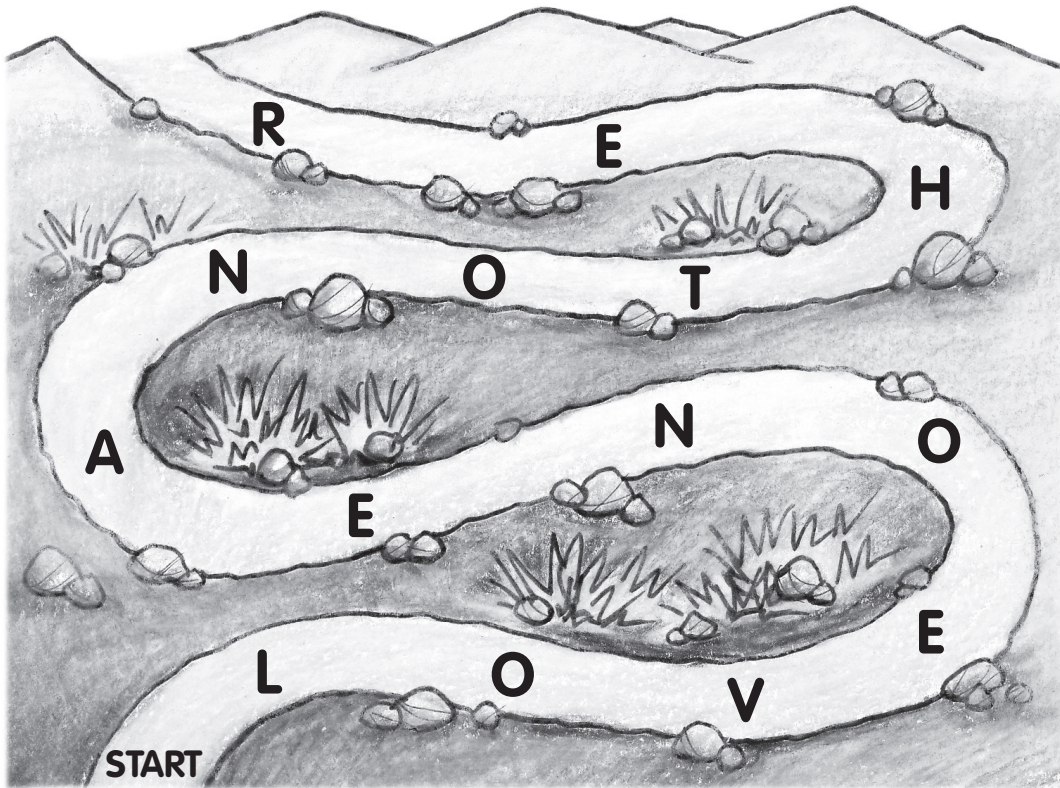


Name _____

We Love and Respect One Another

God loves us very much.
He wants us to be happy, healthy, and safe.
He wants us to love him and all people.
The Ten Commandments are his gift to us.
They help us act with love.

How does God want us to treat others? Follow along the path. Write each letter you find along the way in the spaces below.



© 2018 Pflaum Publishing Group, a division of Bayard, Inc. Permission is granted to reproduce this page for use by parishes, schools, and families using Pflaum Gospel Weeklies.