

Promise

Grades K-1
Promise



PFLAUM PUBLISHING GROUP

Promise

Preview Pages

Weekly Student Lesson

- There are 32 lessons in the program each year delivered in four quarters (8 lessons each).
- Each lesson is based on the Sunday Gospel.
- Lessons will change each year according to the Liturgical Cycles.

Teaching Guide

- This sample Teaching Guide contains introductory material for the catechist/teacher and one lesson plan
- English Teaching Guides are sent quarterly (8 lessons each time) and are FREE with 10 or more student copies. Spanish language Teaching Guides are available free online.

Catechism Handbook







- One handbook is provided for each student and is delivered with the lessons for the first quarter.
- The concepts in the handbooks are integrated into each lesson to reinforce the doctrine.















Promise

Jesus invites us to
a holy meal.





Friends spend time together.




Every day,  ^{Duan} climbed the  ^{jungle gym} to watch the  game.
 ^{Ben} was the best player.  wished  would invite him
to play.

One day, the  ^{batter} hit the  all the way to the .
 ran to get the .  climbed down from the ,
got the , and gave it to .

"Thank you," said . "Come and play .
You can be on my  ^{team}."

"OK," said .

After the game was over,  said to , "Come to my
house for  and .

From then on,  and  were  ^{friends}.

I play with my friends.



Who is a school friend?



Who is a team friend?



Who is a silly friend?



Who is an animal friend?



Who is a swimming friend?

Draw a picture of you and a friend.



Question of the Week

When has a friend been a good example for you?


Family Prayer

Lord, help us to be good role models for one another. Amen.






Word of the Week
Mass

Scan here for parent resources
or visit gospelweeklies.com/family



In class or at home, go to page 16 in the Catechism handbook to learn about the Mass.

Who is a friend to Zacchaeus?



I want to see Jesus too.

Pay your taxes!

I will give my money to poor people.

Zacchaeus, I want to come to your house.



Jesus' friends pray.



Our Father,

who art in heaven,

hallowed be thy name;

thy kingdom come,

thy will be done

on  as it is in **heaven.**

Give us this day our daily ,


and **forgive** us our trespasses,

as we forgive those who

trespass against us;


and lead us not into temptation,

but deliver us from evil. **AMEN.**



From the Eucharist
comes strength to
live the Christian life
in all its fullness, and
zeal to share that life with
others. —Saint John Paul II

PROMISE copyright © 2022 by Pflaum Publishing Group, a division of Bayard, Inc. All rights reserved. Page 1 art: Volha Hlinskaya/Shutterstock.com, Dollar Bill Studios/Shutterstock.com, EDA, iStock.com/Doloves; page 2 photos (clockwise): iStock.com/asiseeit, iStock.com/FatCamera, iStock.com/SolStock, iStock.com/BraunS, iStock.com/FatCamera; page 3 art: © Bayard Presse – Grain de Soleil 144 – Illustrations: Hervé Flores – 2002; page 4 art: © Bayard, Inc. – Illustrations: Jim Burrows.

 Bayard supports Pope Francis's call to care for our common home. Please share your copy of *PROMISE* with a friend or recycle it properly. Thank you.



WHAT THE CHURCH BELIEVES AND TEACHES

Catechism Handbook

- One handbook is provided for each student and is delivered with the lessons for the first quarter.
- The concepts in the handbooks are integrated into each lesson to reinforce the doctrine.

The **NEW**
Gospel Weeklies

Promise

WHAT THE CHURCH BELIEVES AND TEACHES **HANDBOOK**



PLAUM GOSPEL WEEKLIES Faith Formation Program



Our Church Family

You belong to the family of the Church.
Every Sunday the church family gathers together.
It is the Lord's Day.

We pray and sing.
We listen to God's Word.

The priest says, "Lift up your hearts."
We thank God.
We praise God.

The priest blesses the bread and wine.
He says the words of Jesus:

"This is my Body."
"This is the chalice of my Blood."
"Do this in memory of me."

Jesus is with us.




**Trace the word for the Church's Sunday celebration.
Then color the word.**

MASS



Teaching Guide Preview

- This sample Teaching Guide contains introductory material for the catechist/teacher and one lesson plan
- English Teaching Guides are sent quarterly (8 lessons each time) and are FREE with 10 or more student copies. Spanish language Teaching Guides are available free online.



For Catechists and Teachers

Scripture Background

In Sunday's Gospel, Jesus enters the life and home of Zacchaeus, a cheater and a sinner in the eyes of his neighbors. He was not only a tax collector and, therefore, an agent of the Romans, but he also regularly cheated his fellow Jews. Jesus doesn't focus on Zacchaeus's sinful past. He is concerned with Zacchaeus's change of heart.

Connecting Scripture and Doctrine

The Gospels tell many stories about Jesus sharing meals. He ate with people like Zacchaeus, who was a tax collector. Tax collectors were Jewish men who worked for the Romans. They often cheated the Jewish people by taking extra tax money. Many Jewish people thought Jesus shouldn't eat with sinners, but he came to save all people. He shares his Body and Blood with us in the Eucharist.

"Jesus invites *sinners* to the table of the kingdom: 'I came not to call the righteous, but sinners.' He invites them to that conversion without which one cannot enter the kingdom, but shows them in word and deed his Father's boundless mercy for them" (CCC, 545, citing Luke 15:7).

Sharing the Lesson with Families

Encourage parents to talk with their child about friendship and the difference Jesus' friendship made in Zacchaeus's life. Emphasize that developing a friendship with Jesus can change their child's life too. Suggest that parents plan an activity their child and a friend can do together. Encourage parents to take their child to Mass on All Saints' Day (Holy Day of Obligation).

Materials

- Promise Student Lesson for 10/30
- Catechism handbook, page 16
- audio player & Promise/Good News CD-2
- crayons, pencils
- Church Year calendar
- story coloring page (one per child)

Suggested Music

- "Come and Follow Me" (CD-2, #17)
- "Gospel Acclamation" (CD-2, #24)
- "You've Got to Love Them" (CD-2, #20)

Lesson Resources

- Promise Activity Book, Activity #17
- Lesson Assessment (gospelweeklies.com/assessment)
- Video Links (gospelweeklies.com/weekly-videos)

Single-Session Lesson Pacing Guides

Note: These pacing guides are suggestions for how to present the lesson. Please adapt the lesson to suit your needs.

60-Minute Lesson

Share Experiences (20–25 minutes)

- Gathering Song & Prayer • "Come and Follow Me" (CD-2, #17)
- Story • Friends spend time together. (page 1)
- Activity • I play with my friends. (page 2)
- Activity • Move and Pretend

Discover Gospel and Doctrine (20–25 minutes)

- Gospel Ritual • "Gospel Acclamation" (CD-2, #24)
- Sunday Gospel • Jesus Makes Friends with Zacchaeus
- Activity • Who is a friend to Zacchaeus? (page 3)

 Distribute the children's *What the Church Believes and Teaches* handbooks. Turn to page 16.

- Word of the Week • Mass (page 2)

Live the Gospel (10–15 minutes)

- Prayer Activity • Jesus' friends pray. (page 4)
- Closing Prayer & Song • "Come and Follow Me" (CD-2, #17)

Take-Home

- Promise Activity Book, Activity #17
- Remind the children to share their lesson with their families and do the *Family Corner* activities and prayer on page 2 together.

90-Minute Lesson

Share Experiences (20–25 minutes)

- Gathering Song & Prayer • "Come and Follow Me" (CD-2, #17)
- Story • Friends spend time together. (page 1)
- Activity • I play with my friends. (page 2)
- Activity • Move and Pretend

Discover Gospel and Doctrine (55–60 minutes)

- Gospel Ritual • "Gospel Acclamation" (CD-2, #24)
- Sunday Gospel • Jesus Makes Friends with Zacchaeus
- Activity • Who is a friend to Zacchaeus? (page 3)
- Activity • Stretch and Sing "You've Got to Love Them" (CD-2, #20)

 Distribute the children's *What the Church Believes and Teaches* handbooks. Turn to page 16.

- Word of the Week • Mass (page 2)
- Activity • Promise Activity Book, Activity #17

Live the Gospel (10–15 minutes)

- Prayer Activity • Jesus' friends pray. (page 4)
- Closing Prayer & Song • "Come and Follow Me" (CD-2, #17)

Take-Home

Remind the children to share their lesson with their families and do the *Family Corner* activities and prayer on page 2 together.

Lesson Theme: Jesus invites us to share a holy meal.

Five-Day Lesson Pacing Guide

Note: This pacing guide suggests how to present the lesson over five days. Please adapt the lesson to suit your needs.

Day 1

Share Experiences

- Gathering Song • “Come and Follow Me” (CD-2, #17)
- Gathering Prayer (see page TG1-30)
- Story • Friends spend time together. (page 1)
- Activity • I play with my friends. (page 2)
- Activity • Move and Pretend
- Closing Prayer • *Dear Jesus, thank you for inviting us to be your friends. Amen.* (Repeat.)

Day 2

Discover Gospel and Doctrine

- Gathering Prayer • *Dear Jesus, thank you for inviting us to be your friends. Amen.* (Repeat.)
- Gospel Ritual • “Gospel Acclamation” (CD-2, #24)
- Sunday Gospel • Jesus Makes Friends with Zacchaeus
- Activity • Who is a friend to Zacchaeus? (page 3)
- Activity • Stretch and Sing “You’ve Got to Love Them” (CD-2, #20)
- Closing Prayer • *Dear Jesus, thank you for sharing yourself in Holy Communion. Amen.* (Repeat.)

Day 3

- Gathering Prayer • *Dear Jesus, thank you for sharing yourself in Holy Communion. Amen.* (Repeat.)



Distribute the students’ *What the Church Believes and Teaches* handbooks. Turn to page 16.

- Word of the Week • Mass (page 2)
- Activity • *Promise Activity Book*, Activity #17
- Closing Prayer • *Dear Jesus, help us to live as members of your Body. Amen.* (Repeat.)

Day 4

Live the Gospel

- Gathering Prayer • *Dear Jesus, help us to live as members of your Body. Amen.* (Repeat.)
- Prayer Activity • Jesus’ friends pray. (page 4)
- Closing Prayer • *Dear Jesus, help us to love others as you love them. Amen.* (Repeat.)

Day 5

- Gathering Prayer • *Dear Jesus, help us to love others as you love them. Amen.* (Repeat.)
- Weekly Lesson Assessment
- Closing Prayer (see page TG1-31)
- Closing Song • “Come and Follow Me” (CD-2, #17)

Friday Take-Home

Remind the students to share their lesson with their families and do the *Family Corner* activities and prayer on page 2 together.

Curriculum Connections

- **Sci:** Direct pairs to illustrate a way for Zacchaeus to see above the crowd without using a ladder or climbing a tree. Each pair should present their design drawing to the class. (K-2-ETS1-2)
- **Math:** Have your students classify money math manipulatives into different categories and then count the quantity of the manipulatives in each category. (CCSS.Math.Content.K.MD.B.3)

Extending Activities

(gospelweeklies.com/promise)

Catholic Identity Project of the Week

Zacchaeus reminds us how important it is to give to the poor. Allow members of the older groups to come into your class to explain the charity they are collecting donations for. Encourage your group to bring in donations.


Extending the Lesson

Saints and Feast Days to Celebrate

- **November: Black Catholic History Month (USA)** – The Church honors Black Catholics, including Saint Martin de Porres, Father Augustus Tolton, and Sister Antona Ebo. **Act:** Listen for Saints Perpetua and Felicity in Eucharistic Prayer I.
- **November 1: All Saints’ Day** – This Holy Day of Obligation honors all those in Heaven.
- **November 2: The Commemoration of All the Faithful Departed (All Souls)** – We remember

in prayer all those in Purgatory. We pray that they will be welcomed by God into Heaven.

- **November 4: Saint Charles Borromeo** – A noble, Charles played an important role in moving forward the Council of Trent. Later, he devoted his life to the Archdiocese of Milan. He gave up material things and cared for thousands of those living in poverty. **Act:** Donate to a food bank.



Teaching This Week's Lesson

Share Experiences

Objective The children will identify what friends do together.

 Gather in a prayer circle. Play and sing "Come and Follow Me" (CD-2, #14).

Gathering Prayer Invite a child to point to the current Sunday on a Church Year calendar. **Pray:** "Jesus, we want to follow you. Help us learn your teachings and follow your way. Help us to share your Good News with others." The children respond, "Amen."

Story • Friends spend time together. (page 1)

A coloring page to accompany this story is available at gospelweeklies.com/lesson-updates. Gather in a seated story circle. **Ask:** What do you like to do with your friends? Invite them to think of a time when they were left out of an activity. **Ask:** How did you feel? Tell them that today's story begins with a boy named Duan feeling lonely and left out. Distribute *Promise*. Invite the children to follow the story on the cover as you read it aloud.

Discuss the story. **Ask:** Which boy felt lonely and left out? Which boy invited him to be on his team? How do you know the two boys are friends at the end of the story? Direct the children to move to the work area and use the pictures to tell the story to a partner.

Activity • I play with my friends. (page 2) Remain in the work area and turn to page 2. Read aloud the title. Invite the children to take turns describing what is happening in each photo. Read aloud the question under one of the photos and invite volunteers to answer the question. Make sure each child has a chance to contribute an answer to one of the questions.

Distribute crayons and invite the children to draw pictures of themselves and a friend in the open frame.

Activity • Move and Pretend Move to an open area and assign partners. **Ask:** What do friends do together? Explain that each pair of children will act out something friends do together. The rest of the class will guess what they are acting out. Direct the pairs to quietly decide what to act out. Give each pair of children a chance to act.

Discover Gospel and Doctrine

Objectives • The children will:

- Identify that Jesus wants to make friends with all people.
- Recognize that being friends with Jesus changes us.

 Play and sing "Gospel Acclamation" (CD-2, #24) as preparation for the proclamation of the Gospel.

Sunday Gospel • Jesus Makes Friends with Zacchaeus

Gather in the story circle. **Ask:** What are some ways Jesus helped people? Tell this story about Jesus making friends with a man named Zacchaeus:

One day, Jesus came to the town of Jericho. A rich tax collector named Zacchaeus wanted to see him. But Zacchaeus was a short man, and he couldn't see Jesus because of the crowd. He climbed up a sycamore tree so he could see Jesus.

When Jesus got to the sycamore tree, he looked up at Zacchaeus and said: "Zacchaeus, come down quickly. I want to stay at your home today." Zacchaeus hurried down and welcomed Jesus into his home.

The people grumbled, saying, "Zacchaeus is a sinner, and Jesus is going to his home to eat with him."

Later that day, Zacchaeus said to Jesus: "I will give half of my belongings to the poor. I will pay back four times as much to anyone I have ever cheated."

Because Zacchaeus was sorry for his sins and was making things right, Jesus said: "You and your family have been saved. I came to find and save those who were lost."

Ask: Why didn't people like Zacchaeus? Why did he climb the tree? Why did Jesus stop? Why was Zacchaeus surprised? What do you think Jesus did at Zacchaeus's home? *Visit and share a meal together.* Emphasize Jesus' love and concern for Zacchaeus and how Zacchaeus changed his life and became happier because of Jesus' friendship.

Activity • Who is a friend to Zacchaeus?

(page 3) Move to the work area and invite the children to look at the pictures of the Gospel on page 3. Look together at each picture, **asking:** What is happening? Who is this? What is this person saying? Point out which man is Zacchaeus. Note that he is collecting taxes—money—for the Romans. Invite the children to find the treasure chest with gold in it. Explain that Zacchaeus put the tax money he collected for Rome in that box. **Ask:** Where else does he have money? *In a bag behind his back. That was the extra money he was taking from the people and keeping for himself.*


Invite the children to retell the Gospel story using the four pictures. Read aloud the voice balloons at the bottom of the page. Decide together which voice balloon goes with each picture. Distribute pencils and direct the children to write the number of the picture by the voice balloon that goes with each picture. (They are color coded.)

Tell the story again, this time, reading the copy in the voice balloons.

Activity • Stretch and Sing Invite the children to get up and sway, stretch, and sing along to “You’ve Got to Love Them” (CD-2, #20). Point out that Jesus loves all people. If we want to follow Jesus, he asks us to love all people too.



Distribute the children’s *What the Church Believes and Teaches* handbooks.



What the Church Believes and Teaches

Our Church Family (page 16)

Ask: Who did what Jesus said in the Gospel story? *Zacchaeus.* **Ask:** What did he do? *Climbed down the tree and welcomed Jesus to his home for a meal.* **Ask:** How did Zacchaeus change his life after he became friends with Jesus? *He stopped cheating people. He gave to the poor. He gave back what he had stolen.*

Ask: Who are some other people from the Bible who did what Jesus said to do? *His followers (apostles, disciples).*

Emphasize that when people become friends of Jesus, they want to be better people and live like Jesus wants them to. **Ask:** Is anyone here a friend of Jesus? What things do you choose to do because you know it’s what Jesus wants you to do? *Tell the truth, help at home, go to Mass, be kind, share, pray, etc.*

Ask: What did Jesus do at Zacchaeus’s home? *Ate a meal.* **Ask:** What is a very special meal that we share with the family of the Church? *Mass, the Eucharist, Holy Communion.*

Help the children locate page 16 in their handbooks. Read aloud the text, leaving out an occasional word for the children to fill in. Distribute crayons and invite the children to trace and color the letters of MASS.



Have the children close the *What the Church Believes and Teaches* handbooks and return to *Promise*, page 4.

Word of the Week • Mass (page 2) Write *Mass* on the board. Share this definition: *We gather at Mass to remember and thank Jesus.*

Live the Gospel

Objective The children will pray the Lord’s Prayer.

Prayer Activity • Jesus’ friends pray. (page 4)

Ask: What is the prayer Jesus taught his followers to pray? *The Lord’s Prayer (also Our Father).* Point out that we pray this prayer at every Mass.

This activity gives the children their own copy of the Lord’s Prayer (Our Father) to color and display in their homes. As the children work on this activity, circulate among them and ask for questions. Some questions, especially vocabulary clarifications, may be handled in the larger group. Other questions that arise may be more personal and handled individually.

Closing Prayer Gather in the prayer circle with the children’s copies of the Lord’s Prayer. Pray the prayer aloud together. Then direct the children to put their copies on the floor in front of them, join hands, and pray the prayer again.



Close your *Promise* session by playing and singing “Come and Follow Me” (CD-2, #17).

Extending Activities (gospelweeklies.com/promise)

Family Corner

Remind the children to share their *Gospel Weeklies* with their families, do the *Family Corner* activities and prayer, and read the Eucharist Quote together.

Lesson Wrap-Up

Visit gospelweeklies.com/assessment to download this week’s lesson assessment.

Use Activity #17 from the *Promise Activity Book* as a take-home activity or lesson wrap-up.



Parent Teacher Pages Preview

- Easy-to-use guides that walk parents through teaching each lesson with step-by-step instructions, background information, and discussion starters.
- Parents who are assisting their children at home will benefit from these simplified guides.
- Available in English and Spanish.



Sunday Gospel Background

In Sunday's Gospel, Jesus enters the life and home of Zacchaeus, who is a cheater and sinner in the eyes of his neighbors. He was not only a tax collector and therefore an agent of the Romans, but he also regularly cheated his fellow Jews. Jesus doesn't focus on Zacchaeus' sinful past; he is concerned with his change of heart. Jesus came to gather all people into his love.

Share Experiences

Check off the boxes as you complete each part of the lesson.

- ☐ **Pray together** "Jesus, we want to follow you. Help us learn your teachings and follow your way. Help us to share your Good News with others. Amen."
- ☐ **Story • Friends spend time together. (page 1)** Explain that today's story begins with a boy named Duan feeling lonely and left out. **Ask:** Have you ever felt that way? Invite your child to follow the story on the cover of *Promise* as you read it aloud. When finished, discuss the story. **Ask:** Which boy felt lonely and left out? Which boy invited him to be on his team? How do you know the two boys are friends at the end of the story?
- ☐ **Activity • I play with my friends. (page 2)** Read aloud the question under each of the photos and invite your child to answer them. Then read aloud the directions in the open frame and have your child draw the picture.

Discover Gospel and Doctrine

- ☐ **Sunday Gospel • Jesus Makes Friends with Zacchaeus** Tell this story about Jesus making friends with a man named Zacchaeus:

One day, Jesus came to the town of Jericho. A rich tax collector named Zacchaeus wanted to see him. But Zacchaeus was a short man, and he couldn't see Jesus because of the crowd. He climbed up a sycamore tree so he could see Jesus.

When Jesus got to the sycamore tree, he looked up at Zacchaeus and said: "Zacchaeus, come down quickly. I want to stay at your home today." Zacchaeus hurried down and welcomed Jesus into his home.


The people grumbled, saying, "Zacchaeus is a sinner, and Jesus is going to his home to eat with him."

Later that day, Zacchaeus said to Jesus: "I will give half of my belongings to the poor. I will pay back four times as much to anyone I have ever cheated."


Because Zacchaeus was sorry for his sins and was making things right, Jesus said: "You and your family have been saved. I came to find and save those who were lost."

Ask: Why didn't people like Zacchaeus? Why did he climb the tree? Why did Jesus stop? Why was Zacchaeus surprised? Emphasize Jesus' love and concern for Zacchaeus and how Zacchaeus changed his life and became happier because of Jesus' friendship.

- ☐ **Activity • Who is a friend to Zacchaeus? (page 3)** Invite your child to look at the pictures of the Gospel on page 3. Look together at each picture, **asking:** What is happening? Who is this? What is this person saying? Point out which man is Zacchaeus. Note that he is collecting taxes—money—for the Romans. Invite your child to find the treasure chest with gold in it. Explain that Zacchaeus put the tax money he collected for Rome in that box. **Ask:** Where else does he have money? *In a bag behind his back. That was the extra money he was taking from the people and keeping for himself.*



Invite your child to retell the Gospel story using the four pictures. Read aloud the voice balloons at the bottom of the page. Decide together which voice balloon goes with each picture. Have your child write the number of the picture by the voice balloon that goes with each picture. (They are color coded.) Tell the story again, this time, reading the copy in the voice balloons.



- **Open** the *What the Church Believes and Teaches* handbook to page 16. **Ask:** Who did what Jesus said in the Gospel story? *Zacchaeus*. **Ask:** What did he do? *Climbed down the tree and welcomed Jesus to his home for a meal*. **Ask:** How did Zacchaeus change his life after he became friends with Jesus? *He stopped cheating people. He gave to the poor. He gave back what he had stolen*. **Ask:** Who are some other people from the Bible who did what Jesus said to do? *His followers (apostles, disciples)*.

Emphasize that when people become friends of Jesus, they want to be better people and live like Jesus wants them to. **Ask:** Are we friends of Jesus? What things do you choose to do because you know it's what Jesus wants you to do? *Tell the truth, help others, go to Mass, be kind, share, pray, etc.*

Ask: What did Jesus do at Zacchaeus' home? *Ate a meal*. **Ask:** What is a very special meal that we share with the family of the Church? *Mass, the Eucharist, Holy Communion*.

Read aloud the text on page 16, leaving out an occasional word for your child to fill in. Then invite your child to trace and color the letters of MASS.

Once you have completed this section of the lesson, close the handbook and return to Promise, page 2.

- **Word of the Week • Mass (page 2)** Write *Mass* for your child to see. Share this definition: *We gather at Mass to remember and thank Jesus.*

Live the Gospel

- **Prayer Activity • Jesus' friends pray. (page 4)** **Ask:** What is the prayer Jesus taught his followers to pray? *The Lord's Prayer (also Our Father)*. Point out that we pray this prayer at every Mass. This activity gives your child a copy of the Lord's Prayer (Our Father) to color and display in your home.
- **Closing Prayer** Sit together with your child's copy of the Lord's Prayer in front of you. Join hands and pray the prayer aloud together.



Parent Resources

For weekly materials lists, videos, assessments, and more, scan this code or go to pflaumweeklies.com/family
Visit www.usccb.org/bible/readings to read this Sunday's Scripture

Promise

ACTIVITY BOOK



Includes:

32 Gospel and
Doctrine Activities

Early Start and
Late Close
Lessons

Name _____

Jesus Shared the Last Supper

Before he died, Jesus shared a special meal with his friends. This meal is called the Last Supper. In the Sacrament of the Eucharist, we remember the Last Supper and Jesus' sacrifice for us.

Draw a picture of your family at Mass. Then use the words in the word bank to complete the sentence.

WORD BANK

Eucharist

Mass

meal

The _____ is a holy _____

we share during _____.