

CONTENTS

<i>Letter to Parents or Guardians</i>	vii
Unit 1 <i>God Cares for Us</i>	
1 The Blessed Trinity	1
2 Creation	3
3 Grace and Angels	6
4 The Ten Commandments	10
5 Adam and Eve—Original Sin	14
6 Our Need for Grace	16
Unit 2 <i>Jesus, Our Example</i>	
7 Jesus, Our Savior	19
8 Miracles	21
9 Jesus Teaches Us How to Pray	24
10 Jesus Teaches Us How to Act	27
Unit 3 <i>Jesus and the Church</i>	
11 The Apostles	30
12 Jesus with Us—the Church	33
13 We Believe	38
14 Jesus’ Touch—the Sacraments	42
15 The Mass	45
Unit 4 <i>Holidays, Holy Days, and Liturgical Seasons</i>	
16 All Saints’ Day	49
17 Thanksgiving Prayer Service	50
18 Advent and Christmas	51
19 Lent	55
20 Holy Week	58
21 Easter Season	61
<i>Prayers to Know</i>	63

LESSON 1: THE BLESSED TRINITY

*Directions: Read each sentence. Cut out the boxes below.
Glue each box on the correct line.*

There are three persons in one God.

The first person is _____.

The second person is _____.

The third person is _____.

God the Father
God the Son
God the Holy Spirit

LESSON 1: THE BLESSED TRINITY

Directions: Think about the Sign of the Cross. Look at each picture. Number the pictures in order from 1 to 4.



and of the Holy



and of the Son













In the name of the Father




Spirit. Amen.

LESSON 2: CREATION

Directions: Read the following sentences.


1. God made the  .
2. God made the  and the  .
3. God made the  .
4. God made the  and the  .
5. God made the  and the  .
6. God made  and  .

Directions: Think about the sentences you just read. Look at each picture. Number the pictures in order from 1 to 6.



LESSON 2: CREATION

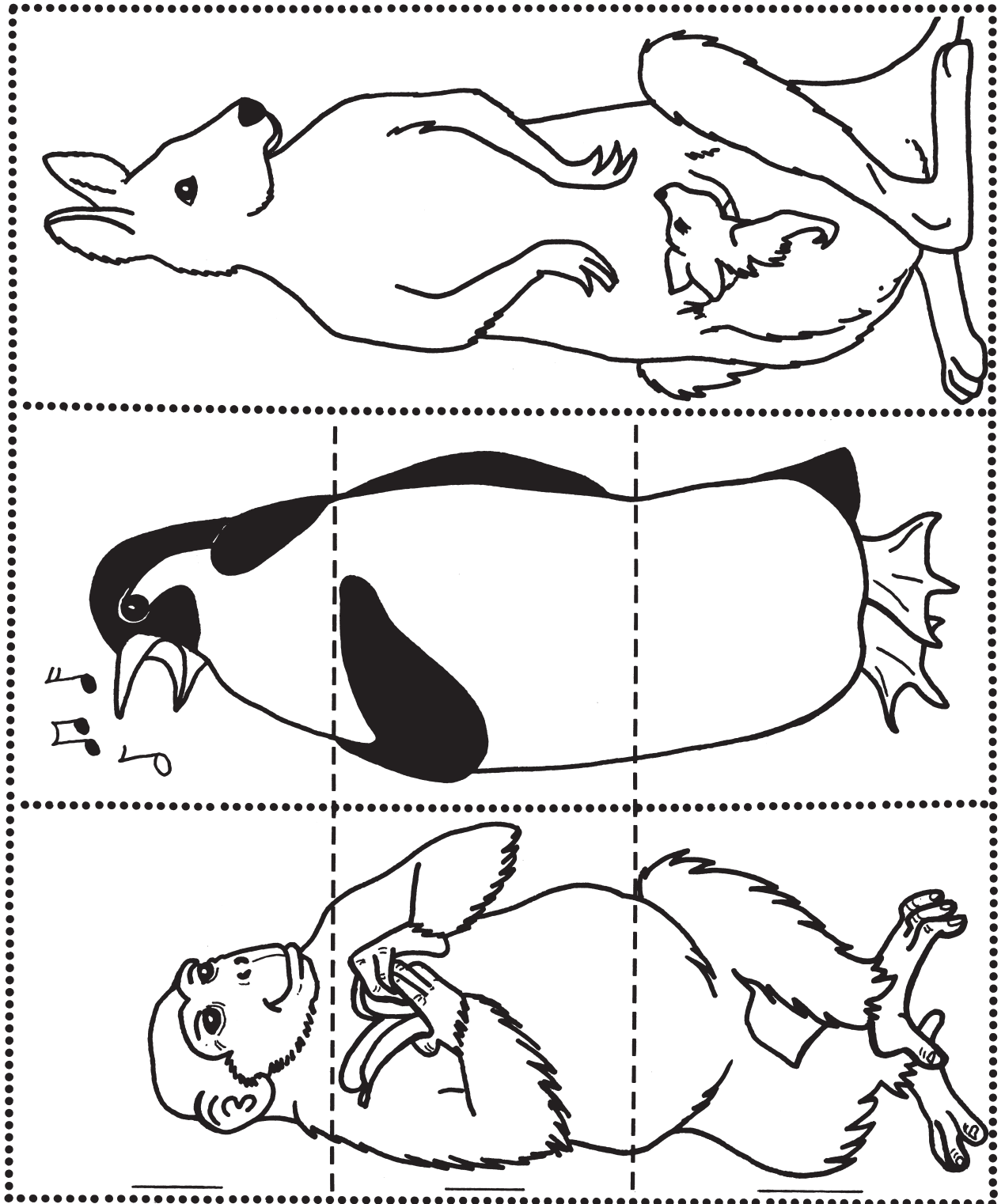
Directions: Color the picture. Follow the numbers below.



1 — yellow 2 — red 3 — green 4 — orange 5 — purple

LESSON 2: CREATION

Directions: Cutting on the dotted lines, cut out the picture of each animal. Put the picture of the kangaroo on the bottom, the picture of the penguin in the middle, and the picture of the monkey on top. Staple on the dark lines. Cut the top two pictures on the dashed lines. Do not cut the bottom picture. Fold the flaps up to create your own funny animal.



LESSON 3: GRACE AND ANGELS

Directions: Read the following sentences and color the picture.

God made the angels.
An angel has a mind.
An angel has a will.
An angel does not have a body.



Some angels love and serve God.
Some people have seen angels.
An angel came to Mary.



LESSON 3: GRACE AND ANGELS

Directions: Fill in the blanks with the correct word.

Some ___ ___ ___ ___ ___ live in heaven.
(angels, cars)

These angels love and serve ___ ___ ___ .
(trees, God)

These angels have ___ ___ ___ ___ ___ .
(cats, grace)

Grace is the gift of God's ___ ___ ___ ___ .
(life, go)

Directions: Circle the following hidden words.

angels

mind

will

love

grace

m a n g e l s

i e s z m o u

n d p k t v z

d w i l l e n

c s r f h r o

g r a c e s m

LESSON 3: GRACE AND ANGELS

Directions: Think about the story of Sammy Jo's angel. Look at each picture. Number the pictures in order from 1 to 4.



Sammy Jo prays
to her angel.



Sammy Jo puts
back the gum.



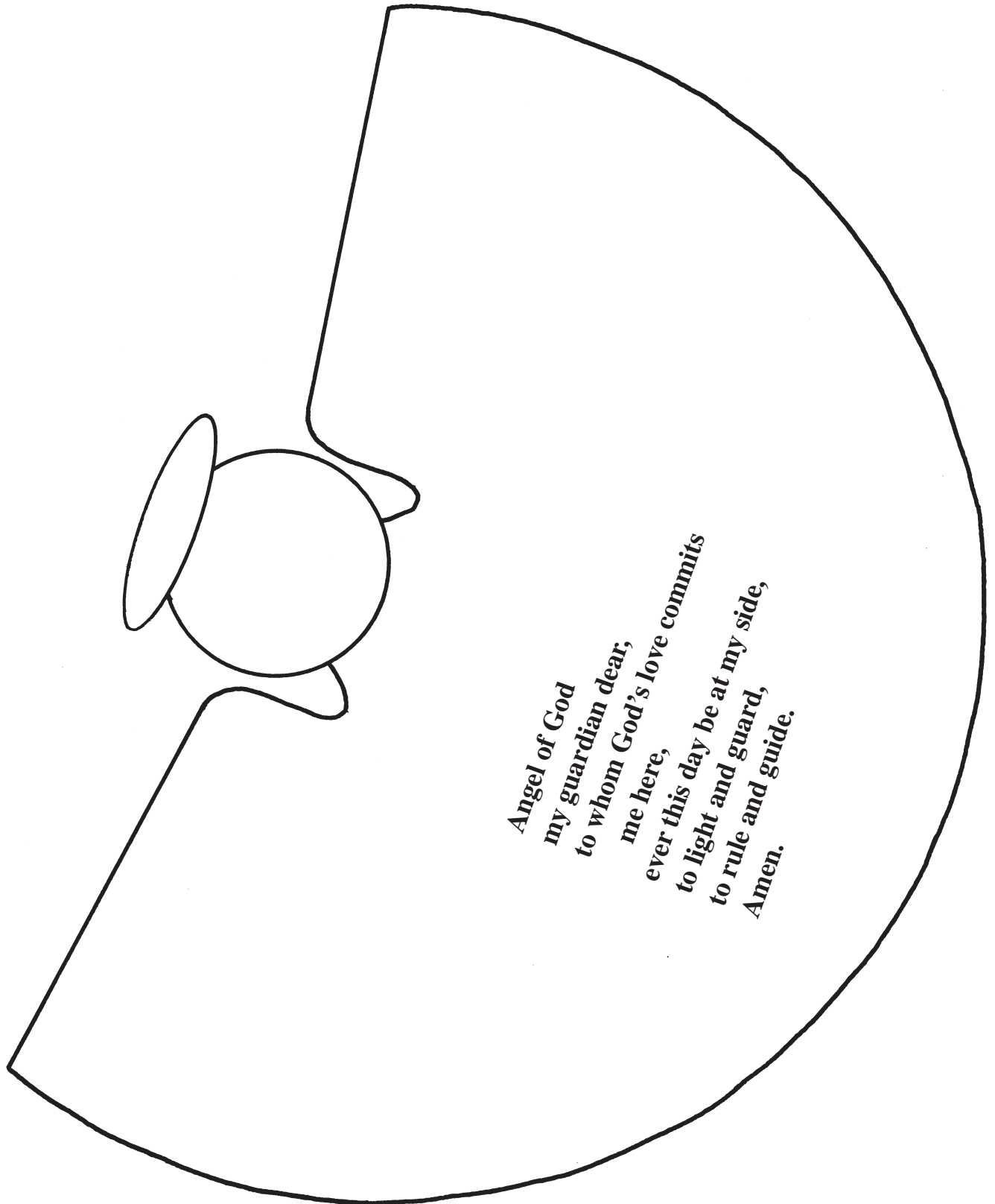
Sammy Jo picks up
the gum.



Sammy Jo is
happy.

LESSON 3: GRACE AND ANGELS

Directions: Cut one angel pattern for each child. Form into a cone.



LESSON 4: THE TEN COMMANDMENTS


Directions: Read the sentences and color the picture.

We are images of God.

We are to act like God acts.

God helps us.

God gives us his Ten Commandments.



LESSON 4: THE TEN COMMANDMENTS

Directions: Fill in the missing letters to make the words below.

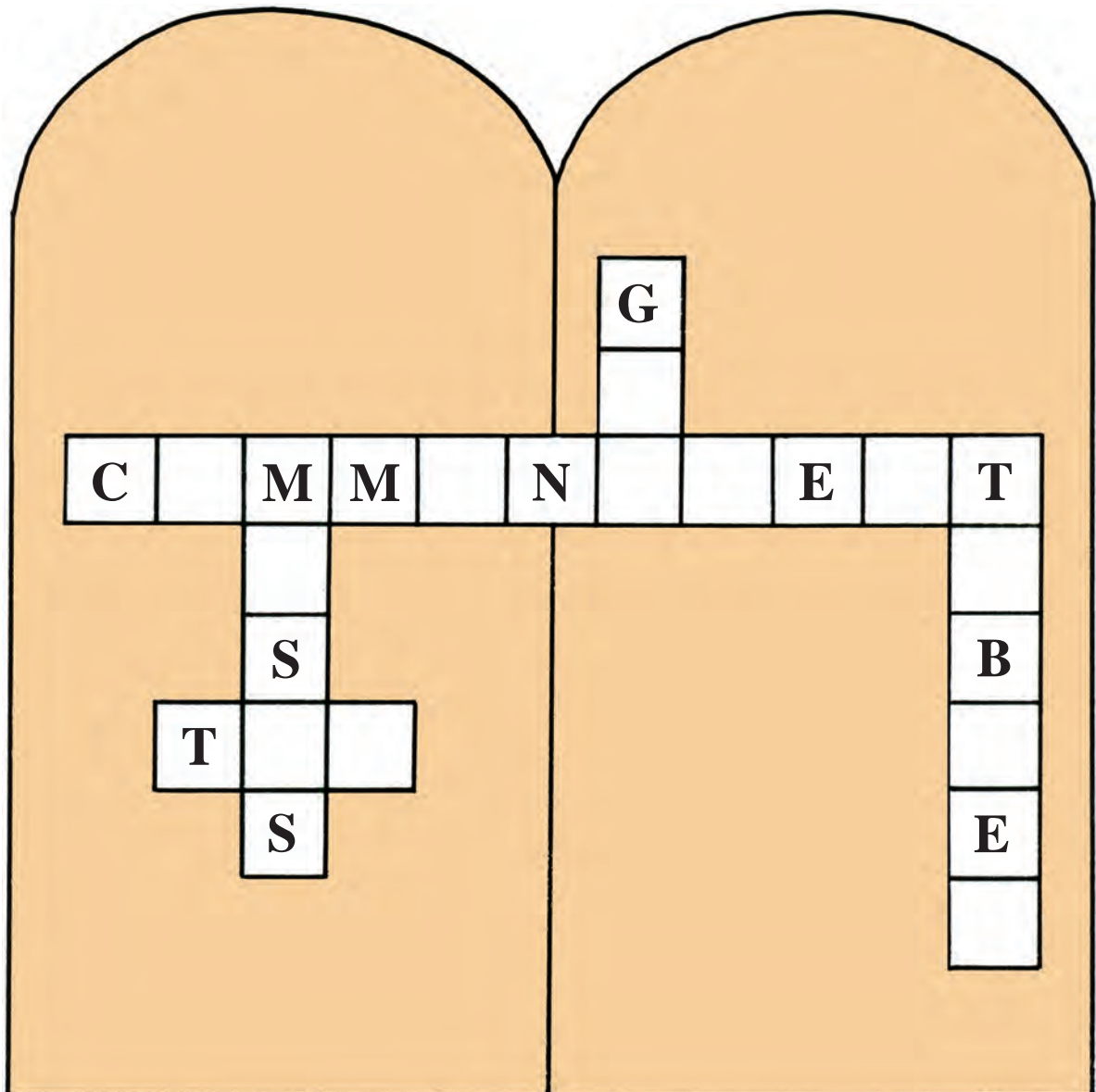
COMMANDMENT

GOD

TABLET


MOSES

TEN



LESSON 4: THE TEN COMMANDMENTS

Directions: Cut out the puzzle pieces. Glue them on a piece of construction paper in the right order. Read the message about the Ten Commandments.



LESSON 4: THE TEN COMMANDMENTS

1. I am the Lord, your God: you shall not have strange gods before me.
2. You shall not take the name of the Lord your God in vain.
3. Remember to keep holy the Lord's day.
4. Honor your father and your mother.
5. You shall not kill.

*To accompany
art and
craft activity.*

6. You shall not commit adultery.
7. You shall not steal.
8. You shall not bear false witness against your neighbor.
9. You shall not covet your neighbor's wife.
10. You shall not covet your neighbor's goods.

LESSON 5: ADAM AND EVE—ORIGINAL SIN

Directions: Draw a line from the word “YES” to the pictures showing children saying “Yes” to God.



God made Adam and Eve.
God loves Adam and Eve.
Adam and Eve said “No” to God’s love.
We should say “Yes” to God’s love.

LESSON 5: ADAM AND EVE—ORIGINAL SIN

Directions: Find your way through the Garden of Eden. Do not go by the tree of the knowledge of good and evil.

