

# Good News

Grades 2-3

Good News  
for children



PFLAUM PUBLISHING GROUP

# Good News for children

## Preview Pages

### Weekly Student Lesson

- There are 32 lessons in the program each year delivered in four quarters (8 lessons each).
- Each lesson is based on the Sunday Gospel.
- Lessons will change each year according to the Liturgical Cycles.

### Teaching Guide

- This sample Teaching Guide contains introductory material for the catechist/teacher and one lesson plan
- English Teaching Guides are sent quarterly (8 lessons each time) and are FREE with 10 or more student copies. Spanish language Teaching Guides are available free online.

### Catechism Handbook

- One handbook is provided for each student and is delivered with the lessons for the first quarter.
- The concepts in the handbooks are integrated into each lesson to reinforce the doctrine.



# Good News

## Jesus Invites His Friends to a Holy Meal



### Who Is Welcome at Mass?



# What Does Friendship Look Like?



S	Q	H	E	L	P
G	P	L	A	Y	R
L	A	M	T	L	A
A	S	T	U	D	Y
U	E	A	C	F	I
G	J	L	O	Q	T
H	I	K	E	W	V



Find the eight words that describe things friends do together. Use the pictures for ideas. The words are hidden across and down.

2



From the Eucharist comes strength to live the Christian life in all its fullness, and zeal to share that life with others.

-Saint John Paul II



## SUNDAY GOSPEL

31st Sunday in Ordinary Time


Luke 19:1-10

### Jesus Invites Himself to Dinner

Here comes Jesus! I am so excited to see him.

I want to see Jesus, but I'm too short. I will climb this tree so I can see him.

Zacchaeus, come down. I want to stay at your house.



How do you answer?

## Family Corner

Scan here for parent resources  
or go to [gospelweeklies.com/family](http://gospelweeklies.com/family)



### About the Gospel

Zacchaeus, a tax collector, climbs up a sycamore tree for a better view of Jesus. Jesus honors Zacchaeus by staying at his house. Tax collectors were dishonest, and the crowd is angry that Jesus would stay with a sinner, but Jesus wants everyone to come to him.

Visit [usccb.org/bible/readings](http://usccb.org/bible/readings) to read this Sunday's Scripture.

### In Church

Choose seats in or near the front row at Mass for the best possible view. Remind your child to pay special attention to see if he or she notices anything new when his or her view is unobstructed. Pray together that your family always remembers that Jesus is close by.

### Question of the Week

When has a friend been a good example for you?

### Family Prayer

Lord, help us to be good role models for one another. Amen.





# Jesus Is a Friend to All



The Gospels tell many stories about Jesus sharing meals. He ate with people like Zacchaeus, who was a tax collector. Tax collectors were Jewish men who worked for the Romans. They often cheated the Jewish people by taking more tax money. They kept the extra money for themselves. That made them very unpopular.

Many Jewish people thought Jesus shouldn't eat with sinners. Jesus came to save *all* people. He loves all of us. He shares his Body and Blood with us in the **Eucharist**.

Go to page 22 of your Catechism handbook to learn more about the Liturgy of the Eucharist.



## Catholic Faith Word

**Eucharist** The Eucharist is the sacrament in which we receive Jesus' Body and Blood. It helps us to become more like him.


# Jesus Shares a Holy Meal with His Friends



We bring our gifts to the altar.

Name the gifts: \_\_\_\_\_ and \_\_\_\_\_

We remember and thank Jesus in the Eucharistic Prayer.



# Good News for children

WHAT THE CHURCH BELIEVES AND TEACHES

## **Catechism Handbook**

- One handbook is provided for each student and is delivered with the lessons for the first quarter.
- The concepts in the handbooks are integrated into each lesson to reinforce the doctrine.



PFLAUM GOSPEL WEEKLIES Faith Formation Program

# Good News

WHAT THE CHURCH BELIEVES AND TEACHES **HANDBOOK**





# Praise and Celebrate

## Eucharist

The word *Eucharist* means “thanksgiving.” Gathering with your church family for the Eucharist is a lot like gathering with your family for Thanksgiving. You remember important stories, give thanks, and share a nourishing meal.

The Eucharist is the heart of the Church’s life. Jesus offered

the sacrifice of his life once on the Cross. When we celebrate the Eucharist, he pours out the graces of salvation over and over again. The sacrifice of the Mass is offered for the whole Church, the living and the dead. Jesus’ Death on the Cross makes up for our sins. It gives us every kind of goodness and blessing.

## The Mass

The prayers and actions of the Mass make up one great prayer, one awesome act of worship. The Mass has two main parts.

### I. The Liturgy of the Word

- We listen to the Word of God from Scripture, or the Bible.
- We say the Creed together. Remember, the Creed is the statement of what the Church believes and teaches.

### II. The Liturgy of the Eucharist

- We offer bread and wine. The bread is made from wheat and the wine is made from grapes.
- We thank God for all of his blessings, especially the gift of Jesus, his Son.

- The priest consecrates the bread and wine. With the blessing of the Holy Spirit, the priest says the words of Jesus at the Last Supper.

“For this is my Body, which will be given up for you.”

“For this is the chalice of my Blood, the Blood of the new and eternal covenant, which will be poured out for you and for many.”

The bread and wine truly become the Body and Blood of Christ.

- We receive Jesus in Holy Communion. We welcome Jesus into our body and soul. Jesus is so close to us. Jesus is so happy to be with us.

# Good News for children

## Teaching Guide Preview

- This sample Teaching Guide contains introductory material for the catechist/teacher and one lesson plan
- English Teaching Guides are sent quarterly (8 lessons each time) and are FREE with 10 or more student copies. Spanish language Teaching Guides are available free online.



## For Catechists and Teachers

### Scripture Background

In Sunday's Gospel, Jesus enters the life and home of Zacchaeus, who is a cheater and sinner in the eyes of his neighbors. He was not only a tax collector and therefore an agent of the Romans, but he also regularly cheated his fellow Jews. Jesus doesn't focus on Zacchaeus's sinful past; he is concerned with his change of heart. Jesus came to gather all people into his love.

### Connecting Scripture and Doctrine

The Gospels tell many stories about Jesus sharing meals. He ate with people like Zacchaeus, who was a tax collector. Tax collectors were Jewish men who worked for the Romans. They often cheated the Jewish people by taking extra tax money. Many Jewish people thought Jesus shouldn't eat with sinners, but he came to save *all* people. He shares his Body and Blood with us in the Eucharist.

"The movement of return to God, called conversion and repentance, entails sorrow for and abhorrence of sins committed, and the firm purpose of sinning no more in the future" (CCC, 1490). "Those who receive the Eucharist are united more closely to Christ. Through it Christ unites them to all the faithful in one body—the Church" (CCC, 1396).

### Sharing the Lesson with Families

Encourage parents to invite their child to share the Gospel story using the pictures in their booklet. Suggest that parents ask their child what he or she learned about the Mass.

### Materials

- Good News Student Lesson for 10/30
- Catechism handbook, page 22
- audio player & Promise/Good News CDs
- Parts of the Mass cards
- pencils, scissors, crayons
- Church Year calendar

### Suggested Music

- "Come and Follow Me" (CD-2, #14)
- "Gospel Acclamation" (CD-2, #24)
- "You've Got to Love Them" (CD-2, #20)
- "Come, Do This in Memory of Me" (CD-1, #20)

### Lesson Resources

- Good News Activity Book, Activity #14
- Lesson Assessment ([gospelweeklies.com/assessment](http://gospelweeklies.com/assessment))
- Video Links ([gospelweeklies.com/weekly-videos](http://gospelweeklies.com/weekly-videos))

## Single-Session Lesson Pacing Guides

*Note: These pacing guides are suggestions for how to present the lesson. Please adapt the lesson to suit your needs.*

### 60-Minute Lesson

#### Share Experiences (15–20 minutes)

- Gathering Song & Prayer • "Come and Follow Me" (CD-2, #14)
- Activity • Who Invites Me?
- Activity • What Does Friendship Look Like? (page 2)

#### Discover Gospel and Doctrine (20–25 minutes)

- Gospel Ritual • "Gospel Acclamation" (CD-2, #24)
- Sunday Gospel • Jesus Invites Himself to Dinner
- Connecting Gospel and Doctrine (page 4)
- Catholic Faith Word • Eucharist (page 4)



Distribute the children's *What the Church Believes and Teaches* handbooks. Turn to page 22.

#### Live the Gospel (15–20 minutes)

- Activity • Eucharist Booklet (pages 1–4)
- Closing Prayer & Song • "Come and Follow Me" (CD-2, #14)

#### Take-Home

- Good News Activity Book, Activity #14
- Remind the children to share their lesson with their families and do the *Family Corner* activities and prayer on page 7 together.

### 90-Minute Lesson

#### Share Experiences (15–20 minutes)

- Gathering Song & Prayer • "Come and Follow Me" (CD-2, #14)
- Activity • Who Invites Me?
- Activity • What Does Friendship Look Like? (page 2)

#### Discover Gospel and Doctrine (55–60 minutes)

- Gospel Ritual • "Gospel Acclamation" (CD-2, #24)
- Sunday Gospel • Jesus Invites Himself to Dinner
- Connecting Gospel and Doctrine (page 4)
- Catholic Faith Word • Eucharist (page 4)
- Activity • Stretch and Sing "You've Got to Love Them" (CD-2, #20)



Distribute the children's *What the Church Believes and Teaches* handbooks. Turn to page 22.

- Activity • Good News Activity Book, Activity #14

#### Live the Gospel (15–20 minutes)

- Activity • Eucharist Booklet (pages 1–4)
- Closing Prayer & Song • "Come and Follow Me" (CD-2, #14)

#### Take-Home

Remind the children to share their lesson with their families and do the *Family Corner* activities and prayer on page 7 together.

# Lesson Theme: Jesus invites his friends to a holy meal.

## Five-Day Lesson Pacing Guide

*Note: This pacing guide suggests how to present the lesson over five days. Please adapt the lesson to suit your needs.*

### Day 1

#### Share Experiences

- Gathering Song • “Come and Follow Me” (CD-2, #14)
- Gathering Prayer (see page TG1-30)
- Activity • Who Invites Me?
- Activity • What Does Friendship Look Like? (page 2)
- Closing Prayer • *Dear Jesus, thank you for inviting us to be your friends. Amen.* (Repeat.)

### Day 2

#### Discover Gospel and Doctrine

- Gathering Prayer • *Dear Jesus, thank you for inviting us to be your friends. Amen.* (Repeat.)
- Gospel Ritual • “Gospel Acclamation” (CD-2, #24)
- Sunday Gospel • Jesus Invites Himself to Dinner
- Connecting Gospel and Doctrine (page 4)
- Catholic Faith Word • Eucharist (page 4)
- Activity • Stretch and Sing “You’ve Got to Love Them” (CD-2, #20)
- Closing Prayer • *Dear Jesus, thank you for sharing yourself in Holy Communion. Amen.* (Repeat.)

### Day 3

- Gathering Prayer • *Dear Jesus, thank you for sharing yourself in Holy Communion. Amen.* (Repeat.)



**Distribute the students’ *What the Church Believes and Teaches* handbooks. Turn to page 22.**

- Activity • *Good News Activity Book*, Activity #14
- Closing Prayer • *Dear Jesus, help us to live as members of your Body. Amen.* (Repeat.)

### Day 4

#### Live the Gospel

- Gathering Prayer • *Dear Jesus, help us to live as members of your Body. Amen.* (Repeat.)
- Activity • Eucharist Booklet (pages 1–4)
- Closing Prayer • *Dear Jesus, help us to love others as you love them. Amen.* (Repeat.)

### Day 5

- Gathering Prayer • *Dear Jesus, help us to love others as you love them. Amen.* (Repeat.)
- Weekly Lesson Assessment
- Closing Prayer (see page TG1-31)
- Closing Song • “Come and Follow Me” (CD-2, #14)

#### Friday Take-Home

Remind the students to share their lesson with their families and do the *Family Corner* activities and prayer on page 7 together.

#### Curriculum Connections

- **Sci:** Direct small groups to design a way for Zacchaeus to see above the crowd without using a ladder or climbing a tree. Each group should build their design and test it in a presentation for the class. (3-5-ETS1-3)
- **Math:** Have students practice adding and subtracting monetary values using money math manipulatives. (CCSS.Math.Content.2.MD.C.8)

## Extending the Lesson

### Catholic Identity Project of the Week

Zacchaeus reminds us how important it is to give to the poor. Allow members of the older classes to come to your classroom to explain the charity they are collecting donations for. Encourage your class to bring in donations.

### Saints and Feast Days to Celebrate

- **November: Black Catholic History Month (USA)** The Church honors Black Catholics, including Saint Martin de Porres, Father Augustus Tolton, and Sister Antona Ebo.  
**Act:** Listen for Saints Perpetua and Felicity in Eucharistic Prayer I.
- **November 1: All Saints’ Day** – This Holy Day of Obligation honors all the saints in Heaven.
- **November 2: The Commemoration of All the Faithful Departed (All Souls)** – We remember in prayer all those in Purgatory. We pray that they will be welcomed by God into Heaven.
- **November 4: Saint Charles Borromeo** – A noble, Charles played an important role in moving forward the Council of Trent. Later, he devoted his life to the Archdiocese of Milan. He gave up material things and cared for thousands of those living in poverty.  
**Act:** Donate to a food bank.



### Teaching This Week's Lesson

#### Share Experiences

**Objectives** • The children will:

- Identify different types of invitations.
- Identify activities friends do together.

 Gather in a prayer circle. Play and sing "Come and Follow Me" (CD-2, #14).

**Gathering Prayer** Invite a child to point to the current Sunday on a Church Year calendar. **Pray:** "Jesus, we want to follow you. Help us learn your teachings and follow your way. Help us to share your Good News with others." The children respond, "Amen."

**Activity • Who Invites Me?** Move to an open area. Brainstorm ideas of things children are invited to do. Organize the children into pairs. Each pair will act out a type of invitation. The class will guess what is being acted out.

Continue until each pair has had a chance to present its mime.

**Ask:** Which invitation is the most exciting to receive?

**Activity • What Does Friendship Look Like?**

**(page 2)** Distribute *Good News* and pencils. Direct the children to turn to page 2 and find the activity at the top of the page. Read aloud the title and instructions and give the children time to solve the puzzle: *help, play, study, hike, laugh, talk, eat, pray*. **Ask:** Who has invited you to do one of these activities today?

#### Discover Gospel and Doctrine

**Objectives** • The children will:

- Recognize that Jesus came to save sinners.
- Recognize the parts of the Mass.

 Play and sing "Gospel Acclamation" (CD-2, #24) as preparation for the proclamation of the Gospel.

**Sunday Gospel • Jesus Invites Himself to Dinner** Gather in the Gospel area. Sunday's Gospel is told with images in the booklet the children will make later in the session. Tell the Gospel story:

*One day, Jesus came to the town of Jericho. A rich tax collector named Zacchaeus wanted to see him. But Zacchaeus was a short man, and he couldn't see Jesus because of the crowd. He climbed up a sycamore tree so he could see Jesus.*

*When Jesus reached the sycamore tree, he looked up at Zacchaeus and said: "Zacchaeus, come down quickly. I want to stay*

*at your home today." Zacchaeus hurried down and welcomed Jesus into his home.*

*The people grumbled, saying, "Zacchaeus is a sinner, and Jesus is going to his home to eat with him."*

*Later that day, Zacchaeus said to Jesus: "I will give half of my belongings to the poor. I will pay back four times as much to anyone I have ever cheated."*

*Because Zacchaeus was sorry for his sins and was making things right, Jesus said: "You and your family have been saved. I came to find and save those who were lost."*

Give the children a short time to think about the story. Then invite them to retell it. Be sure they understand that Jesus invited Zacchaeus to get to know him and that Zacchaeus changed his life because of Jesus.



#### Connecting Gospel and Doctrine

**(page 4)** Direct the children to turn to page 4. Read the title "Jesus Is a Friend to All" and invite two strong readers to read aloud the two paragraphs.

Refer back to the last lesson and the discussion of sin and virtue. The people grumbled about Jesus eating at Zacchaeus's home because Zacchaeus was a sinner.

Refer back to the first paragraph on page 30 in your Catechism handbook. **Ask:** What are the three things that make something a sin? *It is wrong. We know it is wrong. We choose to do it anyway.* **Ask:** Who here has ever done something wrong that you knew was wrong and chose to do it anyway? *All hands should be raised, yours included.* That means every one of us is a sinner, and so were the people who grumbled about Jesus eating with Zacchaeus.

**Ask:** Whom did Jesus come to save? *Sinners. People who are lost. All people.* **Ask:** What does Jesus share with us that helps us stay close to him and try not to sin? *His Body and Blood in the Eucharist.*

**Catholic Faith Word • Eucharist (page 4)** Read the definition of *Eucharist*. **Ask:** Has your mom or dad ever said, "You eat so many (French fries, chicken nuggets, other favorite food) that you're going to turn into one"? Reread the last line of the definition of *Eucharist*. Tell the children that they are never going to turn into a French fry or chicken nugget, but Jesus gives us his Body and Blood in the Eucharist so that we *will* become more like him.

**Activity • Stretch and Sing** The children have been sitting for a long time. Invite them to get up and sway, stretch, and sing along to "You've Got to Love Them" (CD-2, #20). Point out that Jesus loves all people. If we want to follow Jesus, he asks us to love all people too.



Distribute the children's *What the Church Believes and Teaches* handbooks.



## What the Church Believes and Teaches

### The Mass: The Liturgy of the Eucharist (page 22)

**Review** what the children learned about the Eucharist in the 9/18 lesson. **Ask:** What

are the four parts of most special family meals? *Gathering, sharing stories, sharing a special meal, and going home.* Print these in a column on the board. **Ask:** What does the word *Eucharist* mean? *Thanksgiving.* **Ask:** What is another name we use for the Eucharist? *Mass, also Jesus' Body and Blood in Holy Communion.*

**Print** *Liturgy of the Word, Concluding Rites, Liturgy of the Eucharist, and Introductory Rites* in a column next to the meal column. Invite volunteers to match each part of a meal to its similar part of the Mass. Rewrite the Mass parts in their correct order: *Introductory Rites, Liturgy of the Word, Liturgy of the Eucharist, Concluding Rites.*

**Ask:** What are the two main parts of the Mass? *Liturgy of the Word and Liturgy of the Eucharist.* **Ask:** What stories do we share during the Liturgy of the Word? *Stories of God's people and Jesus from the Bible.*

**Prepare** six cards in advance of your session. Each card should contain one of the bulleted sections from page 22 of the Catechism handbook. Give the cards to six volunteers and direct them to take turns reading the cards aloud. Invite the other children to tell when in the Mass that part comes—Liturgy of the Word or Liturgy of the Eucharist.

**Direct** the six children to stand in the order their parts come in the Mass. The other children may help them by looking at page 22 in their Catechism handbooks. When the six children are in the correct order, invite them to read their cards again. Emphasize the parts of the Liturgy of the Eucharist. Encourage them to pay attention to the flow of the Mass and notice the different parts.

**Invite** the children to stand and fold their hands in prayer. Explain that we can use music to pray. Play "Come, Do This in Memory of Me" (CD-1, #20) and invite the children to listen to the words and use them as a prayer.



Have the children close the *What the Church Believes and Teaches* handbooks and return to *Good News*, pages 1–4.

## Live the Gospel

**Objective** The children will relate Jesus' meal with Zacchaeus to the holy meal of the Eucharist.

**Activity • Eucharist Booklet (pages 1–4)** Direct the children to turn to their copies of *Good News*. Distribute scissors and demonstrate how to open *Good News*, cut on the black cutting line, and nest the two pieces together to make a booklet. Tell them to use the page numbers to help them put the pages together in the right order. Distribute crayons.

Read aloud the booklet title and page through the booklet together. Continue with each page, giving the children time to talk about the page, read the Gospel, and color the pictures and answer the questions as indicated.

**Closing Prayer** Gather in the prayer circle. **Pray:** "Jesus, we thank you for loving us and sharing your Body and Blood with us in the Eucharist. We know you are a friend to all people. Help us to love all people too." The children respond, "Amen."



Close your *Good News* session by playing and singing "Come and Follow Me" (CD-2, #14).

## Family Corner

Remind the children to share their *Gospel Weeklies* with their families, do the *Family Corner* activities and prayer, and read the Eucharist Quote together.

## Lesson Wrap-Up

**Good News** November 13, 2022 31st Sunday of Ordinary Time

Name: \_\_\_\_\_

Answer the following questions based on the lesson.

- In the Sunday Gospel, what do we learn from the foolish girl's mistake? \_\_\_\_\_
- What is their consequence for getting more oil? \_\_\_\_\_
- Name two ways we can prepare for Jesus' Second Coming. \_\_\_\_\_
- When do we pray psalms? \_\_\_\_\_
- In the story "The Happy Cleric," why isn't Juan prepared for the talent show? \_\_\_\_\_

**Gospel Weeklies**

Name: \_\_\_\_\_

**Understanding the Liturgy of the Eucharist**

The Liturgy of the Eucharist is the part of the Mass where we receive Jesus in Holy Communion. During the Liturgy of the Eucharist we share the Sign of Peace. Before we receive Holy Communion, we offer each other a sign of friendship.

For each set of situations, circle the best way to show friendship during Mass.

Your brother ate part of your breakfast. No Sign of Peace for him today.	Your brother ate part of your breakfast, but you reach over and give him a hug.
You see your friend of church. You smile and nod.	You see your friend of church. You yell, "After Mass, meet the outside!"
You and your sister both use fingers and say, "Peace out."	You and your sister look at each other and say, "Peace be with you."

You don't like the way the person next to you looks. You shake hands with someone else instead.

You share the Sign of Peace with all the people seated around you.

**Good News** The Mass: Liturgy of the Eucharist

Visit [gospelweeklies.com/assessment](http://gospelweeklies.com/assessment) to download this week's lesson assessment.

Use Activity #14 from the *Good News Activity Book* as a take-home activity or lesson wrap-up.

# Good News for children

## Parent Teacher Pages Preview

- Easy-to-use guides that walk parents through teaching each lesson with step-by-step instructions, background information, and discussion starters.
- Parents who are assisting their children at home will benefit from these simplified guides.
- Available in English and Spanish.



## Sunday Gospel Background

In Sunday's Gospel, Jesus enters the life and home of Zacchaeus, who is a cheater and sinner in the eyes of his neighbors. He was not only a tax collector and therefore an agent of the Romans, but he also regularly cheated his fellow Jews. Jesus doesn't focus on Zacchaeus's sinful past; he is concerned with his change of heart. Jesus came to gather all people into his love.

## Share Experiences

Check off the boxes as you complete each part of the lesson.

- Pray together** "Jesus, we want to follow you. Help us learn your teachings and follow your way. Help us to share your Good News with others. Amen."
- Activity • What Does Friendship Look Like? (page 2)** Point out the activity at the top of page 2. Read aloud the title and instructions and give your child time to solve the puzzle: *help, play, study, hike, laugh, talk, eat, pray*. **Ask:** Who has invited you to do one of these activities today?

## Discover Gospel and Doctrine

- Sunday Gospel • Jesus Invites Himself to Dinner** Sunday's Gospel is told with images in the booklet your child will make later on. Tell the Gospel story:

One day, Jesus came to the town of Jericho. A rich tax collector named Zacchaeus wanted to see him. But Zacchaeus was a short man, and he couldn't see Jesus because of the crowd. He climbed up a sycamore tree so he could see Jesus.

When Jesus reached the sycamore tree, he looked up at Zacchaeus and said: "Zacchaeus, come down quickly. I want to stay at your home today." Zacchaeus hurried down and welcomed Jesus into his home.

The people grumbled, saying, "Zacchaeus is a sinner, and Jesus is going to his home to eat with him."

Later that day, Zacchaeus said to Jesus: "I will give half of my belongings to the poor. I will pay back four times as much to anyone I have ever cheated." Because Zacchaeus was sorry for his sins and was making things right, Jesus said: "You and your family have been saved. I came to find and save those who were lost."

Invite your child to retell the story to you. Be sure your child understands that Jesus invited Zacchaeus to get to know him and that Zacchaeus changed his life because of Jesus.

- Connecting Gospel and Doctrine (page 4)** Read the title "Jesus Is a Friend to All" and invite your child to read aloud the first paragraph. Read the second paragraph yourself. Refer back to the last lesson and the discussion of sin and virtue. The people grumbled about Jesus eating at Zacchaeus's home because Zacchaeus was a sinner.

Refer back to the first paragraph on page 30 in your Catechism handbook. **Ask:** What are the three things that make something a sin? *It is wrong. We know it is wrong. We choose to do it anyway.* **Ask:** Who here has ever done something wrong that you knew was wrong and chose to do it anyway? *Raise your hand and encourage your child to do the same.* That means we are all sinners, and so were the people who grumbled about Jesus eating with Zacchaeus. **Ask:** Whom did Jesus come to save? *Sinners. People who are lost. All people.* **Ask:** What does Jesus share with us that helps us stay close to him and try not to sin? *His Body and Blood in the Eucharist.*





- **Catholic Faith Word • Eucharist (page 4)** Read the definition of *Eucharist*. **Ask:** Has anybody ever said, “You eat so many (French fries, chicken nuggets, other favorite food) that you’re going to turn into one”? Reread the last line of the definition of *Eucharist*. Explain that your child will never turn into a French fry or chicken nugget, but Jesus gives us his Body and Blood in the Eucharist so that we *will* become more like him.



- **Open** the *What the Church Believes and Teaches* handbook to page 22. Review this section by **asking:** What are the four parts of most special family meals? *Gathering, sharing stories, sharing a special meal, and going home.* Print these in a column for your child to see. **Ask:** What does the word *Eucharist* mean? *Thanksgiving.* **Ask:** What is another name we use for the Eucharist? *Mass, also Jesus’ Body and Blood in Holy Communion.*

Print *Liturgy of the Word, Concluding Rites, Liturgy of the Eucharist, and Introductory Rites* in a column next to the meal column. Help your child match each part of a meal to its similar part of the Mass. Rewrite the Mass parts in their correct order: *Introductory Rites, Liturgy of the Word, Liturgy of the Eucharist, Concluding Rites.*

**Ask:** What are the two main parts of the Mass? *Liturgy of the Word and Liturgy of the Eucharist.* **Ask:** What stories do we share during the Liturgy of the Word? *Stories of God’s people and Jesus from the Bible.* Next time you are at Mass, encourage your child to pay attention to the flow of the Mass and notice the different parts.

*Once you have completed this section of the lesson, close the handbook and return to Good News, pages 2–3.*

## Live the Gospel

- **Activity • Eucharist Booklet (pages 2-3)** Have your child open *Good News* and lay it flat. Show how to cut on the black cutting line, and nest the two pieces together to make a booklet. Your child can use the page numbers to help put the pages together in the right order. Read aloud the booklet title and page through the booklet together. Continue with each page, giving your child time to talk about the page, read the Gospel, color the pictures and answer the questions as indicated.
- **Closing Prayer** “Jesus, we thank you for loving us and sharing your Body and Blood with us in the Eucharist. We know you are a friend to all people. Help us to love all people too. Amen.”



## Parent Resources

For weekly materials lists, videos, assessments, and more, scan this code or go to [pflaumweeklies.com/family](https://pflaumweeklies.com/family)  
Visit [www.usccb.org/bible/readings](https://www.usccb.org/bible/readings) to read this Sunday’s Scripture



PFLAUM GOSPEL WEEKLIES Faith Formation Program

# Good News

## ACTIVITY BOOK



### **Includes:**

**32 Gospel and  
Doctrine Activities**

**Early Start and  
Late Close  
Lessons**



Name \_\_\_\_\_

## Understanding the Liturgy of the Eucharist

The Liturgy of the Eucharist is the part of the Mass when we receive Jesus in Holy Communion. During the Liturgy of the Eucharist, we share the Sign of Peace. Before we receive Holy Communion, we offer each other a sign of friendship.

For each set of situations, circle the best way to show friendship during Mass.

Your brother ate part of your breakfast. No Sign of Peace for him today.

Your brother ate part of your breakfast, but you reach over and give him a hug.


You see your friend at church. You smile and nod.

You see your friend at church. You yell, "After Mass, meet me outside!"

You and your sister flash two fingers and say, "Peace out."

You and your sister look at each other and say, "Peace be with you."

You don't like the way the person next to you looks. You shake hands with someone else instead.



You share the Sign of Peace with all the people seated around you.