


Lesson 4

I Believe in the Holy Spirit

Let Us Pray

The Apostles' Creed



I believe in God,
the Father almighty,
Creator of heaven and earth,
and in Jesus Christ, his only Son, our Lord,
who was conceived by the Holy Spirit,
born of the Virgin Mary,
suffered under Pontius Pilate,
was crucified, died and was buried;
he descended into hell;
on the third day he rose again from the dead;
he ascended into heaven,
and is seated at the right hand of God the Father almighty;
from there he will come to judge the living and the dead.
I believe in the Holy Spirit,
the holy catholic Church,
the communion of Saints,
the forgiveness of sins,
the resurrection of the body,
and life everlasting. Amen.

— Roman Missal

My Catholic Faith

The Apostles' Creed is a summary of our Catholic beliefs.


➡ **What does it mean to you when you express these beliefs?**

37

Catechist Background

Before the beginning of time, the Spirit of God hovered over creation, preparing it for the touch of the Father who, speaking his Word, brought the universe into life. In the Old Testament, the Spirit brings life and love. In the New Testament, the Spirit empowers Jesus and then his Church. In our lives, the Holy Spirit continues to create and renew. So we pray, "Send forth your Spirit and they shall be created, and you shall renew the face of the earth." (CCC, 683–716, 1091–1112)

My Catholic Faith



Read aloud "My Catholic Faith." Invite volunteers to respond to the question. You may also wish to share with the group your own answer to the question.

Lesson 4

Learning Goals

This lesson will help the children know that

- the Holy Spirit is the Third Divine Person of the Blessed Trinity.
- the Holy Spirit participates in God's work of salvation.
- the Holy Spirit continues to build up the Church and make her holy.

Materials

More Scripture on the Holy Spirit

- Bibles (one per child)

Under the Wings of the Spirit Optional Activity

- Sheet of paper, marker, copy paper (one per child), hole-punch, 3-inch piece of string (one per child), pens or pencils

Tell the World about Jesus Optional Activity

- Construction paper (one piece per child); adult scissors; clear adhesive tape; pens or pencils; marker; straws or sticks; traditional Irish music (optional)

A Prayer to the Trinity Optional Activity

- Green construction paper (one piece per child), child scissors, pens or pencils

Additional Activity

- Also have available copies of Activity Master 4A. Use after Scripture and Our Catholic Tradition. Go to faithfusion.com for more activities and resources.



The Apostles' Creed

Tell the children that they will begin today's lesson with the Apostles' Creed. Explain that this prayer is a summary of Christian beliefs taught since the time of Jesus' first followers.

- Have the children stand and quiet themselves for the opening prayer.
- Begin with the Sign of the Cross.
- Invite the children to pray the Apostles' Creed aloud.

Sacred Scripture

Read aloud the introduction at the top of page 38. Review with the children the meaning of the Ascension. Tell them that they will learn about Pentecost in the Scripture they are about to hear.

The Coming of the Holy Spirit

Invite a volunteer to read aloud the Scripture about the coming of the Holy Spirit on the Apostles. Point out that Mary was also with the Apostles on the day the Holy Spirit came.

Lead the group in discussing the passage, using the following questions:

- At Pentecost, the Apostles saw a visible sign of the Holy Spirit. What was that sign? (*tongues of fire; flames*)
- What is another sign of the Holy Spirit we learn about in this passage? (*a strong wind*)
- What happened to the Apostles after the Holy Spirit came down upon them? (*They were suddenly able to speak in different languages to all the people that were gathered.*)
- Imagine being present among all the people hearing the Apostles teach about Jesus. What do you think your reaction would be? (*Accept all reasonable responses. Help the children identify the wonder the people must have felt at what they were witnessing.*)

Use the **More Scripture on the Holy Spirit** feature to help the children become more familiar with the Bible and how to find passages in it, and to share with them additional Scripture about the Holy Spirit.

- Distribute Bibles, one for every child, if possible.
- Have the children find in their Bibles one or more of the passages noted. Have them turn to page 215 in their books for a review of how to find a Scripture passage.
- Select one of the passages noted to read aloud and discuss as a group.

Sacred Scripture

When the time came for Jesus' Ascension into Heaven, the Apostles were gathered with him. Jesus promised them that they would receive the power of the Holy Spirit. The Holy Spirit would help them bring the Good News of Jesus' love to all people.

The following words from Scripture tell how this promise became real at **Pentecost**.

The Coming of the Holy Spirit

When the time for Pentecost was fulfilled, they were all in one place together. And suddenly there came from the sky a noise like a strong driving wind, and it filled the entire house in which they were.

Then there appeared to them tongues as of fire, which parted and came to rest on each one of them. And they were all filled with the holy Spirit and began to speak in different tongues, as the Spirit enabled them to proclaim.

Now there were devout Jews from every nation under heaven staying in Jerusalem. At this sound, they gathered in a large crowd, but they were confused because each one heard them speaking in his own language. They were astounded and in amazement they asked, "Are not all these people who are speaking Galileans? Then how does each of us hear them in his own native language?"

—Acts 2:1–11



More Scripture on the Holy Spirit

You can read more about the Holy Spirit in your Bible. Here are some passages:

➡ God Guides the Israelites out of Egypt — Exodus 13:21

➡ The Preaching of John the Baptist — Matthew 3:11

➡ Jesus Appears to the Apostles — John 20:19–23



FYI – Parish Ministries

Catechists

Tell the children about the work of catechists, such as yourself. As young people work to grow in their faith and learn to love and serve Christ through the Church, they are guided and instructed by catechists, parish volunteers who teach them the beliefs and practices of our faith. It is through the work of catechists, under the direction of their pastor and the director of religious education, that young people prepare to receive the Sacraments of Reconciliation and Eucharist for the first time, as well as Confirmation.

Living the Scripture

When the Apostles received the Holy Spirit, something amazing happened. When they spoke, each person heard them in his or her own language.

Have you ever had trouble explaining something you felt strongly about? Give an example.


Accept all reasonable responses.

How can the Holy Spirit help you talk at times like these?

Answers will vary but might include that the Holy Spirit gives us strength and wisdom to express ourselves in a thoughtful and meaningful way.

How can the Holy Spirit help you share with others what you know about God?

Accept all reasonable responses.



Words to Know

Pentecost

the feast that celebrates the coming of the Holy Spirit fifty days after Easter

Lesson 4: I Believe in the Holy Spirit 39

Optional Activity: Under the Wings of the Spirit

- Draw an outline of a dove on an 8½ x 11-inch sheet of paper, filling the sheet. Make a copy for each child.
- Ask the children to cut out the dove. Punch a hole at the top of each dove, and give each child a 3-inch piece of string to loop through the hole and tie.
- On the front, have the children write: *Come, Holy Spirit, to (child's name).*
- Ask the children to take their prayers home and hang them in a special place.

Living the Scripture

- Read aloud the activity introduction.
- Invite the children to complete the activity.
- Call on volunteers to share their responses.


Words to Know

As you reach the end of each segment of this lesson, review with the children the meaning of the key words they have learned.

Our Catholic Tradition

The Holy Spirit Shares Jesus' Mission

Invite a volunteer to read aloud the first paragraph on page 40.

 **Test for Recall:** Remind the children that they learned about the Incarnation in Lesson 3 (see page 33). Call on volunteer to tell what the Incarnation means. (*The Incarnation is the birth of Jesus, when God became man.*)

Review the content of the first paragraph with the following questions:

- Why is it important to know about the work of the Holy Spirit in the Old Testament and the New Testament? (*This helps us to know that the Holy Spirit has always been at work in the lives of God's people.*)
- What was the role of the Holy Spirit in the Incarnation? (*Mary conceived Jesus through the power of the Holy Spirit.*)

Invite a volunteer to read aloud the remaining paragraphs. Ask:

- Why do we say that the work of the Church began on Pentecost? (*because after the Holy Spirit came upon the Apostles, they were able to begin their work of evangelization, or teaching about Jesus*)
- The Holy Spirit is the Third Divine Person of the Trinity. Who are the other two Persons of the Trinity? (*God the Father and God the Son.*)

Our Catholic Tradition



The Holy Spirit Shares Jesus' Mission

In the story of the Incarnation in the Bible, we learn that Mary conceived Jesus by the power of the Holy Spirit. Through Mary, the Holy Spirit made it possible for Jesus to come into the world. We can see the Holy Spirit at work in both the Old Testament and the New Testament. For example, in the Old Testament, when God created the world, the Holy Spirit appeared as a mighty wind. In the New Testament, the Holy Spirit is present at Jesus' Baptism. Here, the Holy Spirit appears as a dove. Later in the Gospels, Jesus promises his disciples that the Father will send the Holy Spirit to be with them always. As you read in the Scripture about the coming of the Holy Spirit, this promise was fulfilled on Pentecost. On that day, the Holy Spirit came to the Apostles and to the Virgin Mary.

Pentecost marks the day the work of the Church began. On Pentecost, the Apostles were able to begin their work of **evangelization**. Today, the Holy Spirit continues to help the Church and make her holy.

The Holy Spirit is the Third Divine Person of the Blessed Trinity. The role of the Holy Spirit is united with the role of Jesus. Together they strengthen the Church and make her holy.

Where do we see the Holy Spirit at work in the Bible?

Why did the Church begin to grow at Pentecost?

40 Unit 1: The Profession of Faith

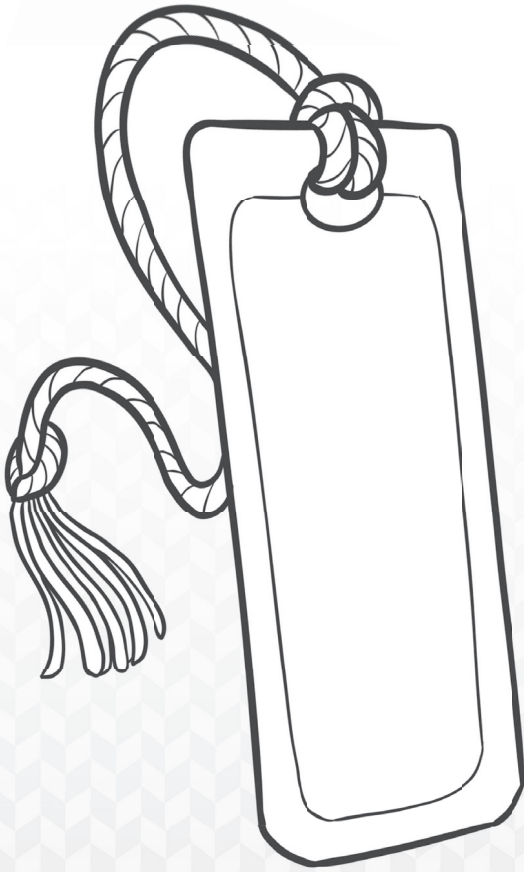
Tips for the Catechist In Their Own Words

Using their own words to express the contents of the lesson allows the children the opportunity to think analytically about and better comprehend what has been taught. You may wish to have the children create questions and answers based on this lesson, using the following guidelines:

- Ask questions that can be answered in just a few words.
- Answers must be found in this lesson.
- The children can exchange questions with a partner, then review each other's answers.

Live Your Faith

Design and decorate a bookmark about Pentecost. Be sure to include a symbol for the Holy Spirit and a message about what happened at Pentecost.



FAITH FACTS

- ➡ Two symbols for the Holy Spirit are water and anointing with oil. Water is used at Baptism. Anointing with oil is part of the Sacraments of Baptism, Confirmation, Anointing of the Sick, and Holy Orders.
- ➡ Mary conceived Jesus, the Son of God, by the power of the Holy Spirit.

Words to Know

evangelization
sharing the Good News of Jesus through words and actions in a way that invites people to accept the Gospel

Lesson 4: I Believe in the Holy Spirit 41

Live Your Faith

Explain that the three Divine Persons of the Trinity are one God. Tell the group that this is a mystery that is impossible for us to truly understand.

- Invite the children to complete the bookmark activity.
- Remind the children of symbols for the Holy Spirit they have read about in the lesson, such as flames or a dove.
- When the group has finished the activity, invite volunteers to share with the group the message and symbol they chose for their bookmark.

FAITH FACTS

Invite a volunteer to read aloud each Faith Fact. Elaborate on each as follows:

- Ask the children if they have attended a Baptism or Confirmation liturgy where they may have seen water or anointing with oil used in the celebration of the sacrament. Invite them to talk about their experience.
- Help the children understand that because Mary is the Mother of Jesus she is also the Mother of his Church. Explain that this means she is also our Mother.

Optional Activity: Tell the World about Jesus

- Explain that like the Apostles, we, the Church today, can tell the world about Jesus.
- Give each child a triangle-shaped flag cut out of construction paper. Instruct the child to write the name JESUS on both sides with a marker. Have them tape the flag to a straw, stick, or ruler. Play an upbeat song (for example, "We Are Marching in the Light of God") and lead the children around the room.
- If possible, lead the procession outside or through the halls in your building. Sing a hymn or pray aloud a decade of the Rosary.

Children with Special Needs

Speech Impairment

Evangelization and triquetra (on the next page) are rather daunting words for children with speech difficulties. Some children will be reluctant to say them.

- Practice the pronunciations in unison. A rhythmic drill can be fun for children and good practice.
- Give volunteers the opportunity to try speaking the word alone.

If you don't overemphasize the task, most children will enjoy being able to pronounce difficult words.

Saints and Holy People

Saint Patrick

Tell the children they will be reading about Saint Patrick, a saint who helped us understand the mystery of the Blessed Trinity. Some of the children may already be familiar with Saint Patrick. Invite volunteers to tell what they know about this saint.

Invite volunteers to take turns reading aloud the text about Saint Patrick. Follow up with the following questions:

- What do you think it was like for Patrick to live away from his home and family for six years? (*Accept all reasonable responses.*)
- Are you surprised that Patrick would want to go back to Ireland, where he had lived as a slave? Why did he want to go back? (*Accept all reasonable responses. Help the children understand that Patrick was moved by a great desire to help the people of Ireland know about God.*)
- Why is the shamrock a good symbol for the Blessed Trinity? (*because the three leaves form one clover, just like the three Persons of the Trinity are one God*)

Read aloud the **Catholic Customs** text about the triquetra. Have the children identify the three points and three sides. Have them trace with their fingers the outline of the triquetra and note that it can go on continuously. Explain that these qualities of the triquetra make it a fitting symbol for the Blessed Trinity.

Saints and Holy People

Saint Patrick (c. 387–460)


Saint Patrick was the son of a Roman official in Britain. One day, while tending sheep on his father's farm, he was kidnapped by a group of pirates and sold as a slave.

Patrick was taken to Ireland. He was forced to work on a farm, and had little to eat and no warm place to sleep at night. For six years Patrick lived in these harsh conditions. Finally, he was able to escape and return to his family.

When he was back home in Britain, Patrick often thought about the people of Ireland. He wanted to help them know about God's love and about Jesus.

Patrick prepared to become a priest. In time, he became a bishop and returned to Ireland. Patrick helped the people of Ireland learn about God. He taught them about the Blessed Trinity. According to legend, Patrick helped the people understand the mystery of the Trinity by comparing it to a shamrock. Just as the shamrock is one clover but has three leaves, so the Trinity is one God in three Divine Persons: Father, Son, and Holy Spirit.

Saint Patrick is known for bringing the Christian faith to Ireland. Because of this, he is the patron saint of Ireland. The Church celebrates his feast day on March 17.



Catholic Customs

The Triquetra: A Symbol for the Trinity



Saint Patrick used the shamrock to help people understand one God in three Divine Persons. Another symbol of the Blessed Trinity is the triquetra (tri KE ta). The triquetra has three points and three equal sides, and it has no beginning and no end. This represents the unity, equality, and eternal nature of the Blessed Trinity.

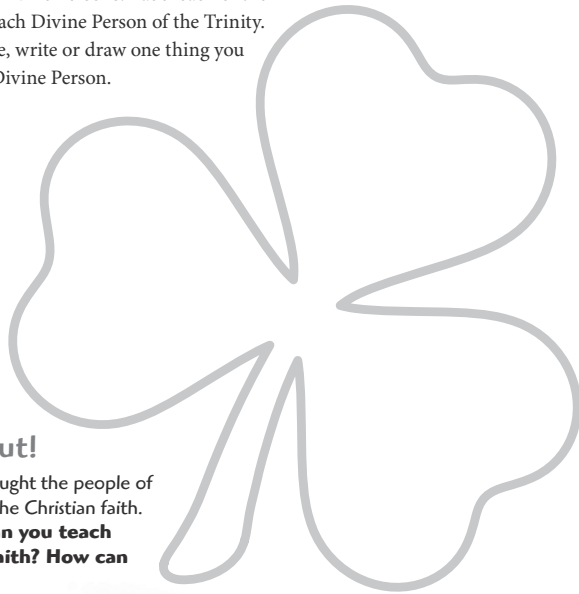
42 Unit 1: The Profession of Faith

Optional Activity: A Prayer to the Trinity

- Give each child a green paper shamrock. This may be outlined on construction paper for the children to cut out or it may be pre-cut.
- Have the children label the leaves: *Father, Son, Holy Spirit*.
- Ask the children to write a prayer to that Person of the Trinity on the back of each leaf. If possible, play traditional Irish music in the background.
- You might like to save the prayers to use as opening or closing prayers in the future.

Make It Happen

Saint Patrick used a shamrock to help people understand one God in three Divine Persons. Label each of the spaces below for each Divine Person of the Trinity. Then in each space, write or draw one thing you know about that Divine Person.



Reach Out!

Saint Patrick taught the people of Ireland about the Christian faith.

➡ **Whom can you teach about your faith? How can you do so?**

We Pray Glory Be

Glory be to the Father
and to the Son
and to the Holy Spirit
as it was in the beginning
is now, and ever shall be
world without end.
Amen.



Lesson 4: I Believe in the Holy Spirit 43

Make It Happen

- Read aloud the activity directions.
- Have the children complete the activity.
- When the group has finished, invite volunteers to share their responses.



Have a volunteer read aloud the **Reach Out!** text. Call on volunteers to respond to the questions. Encourage the group to put their ideas into action.

We Pray Glory Be

- Explain that the Glory Be is a prayer that honors the Blessed Trinity.
- Invite the children to stand for prayer and to pray the Glory Be as a group.

MUSIC CONNECTIONS

The following are some suggestions for Catholic music you may choose to use during prayer, or to play softly while the children complete the activities or lesson review.

- "If You Believe and I Believe," *Singing Our Faith, 2nd Edition* (#267)
- "Come, Holy Ghost," *Rise Up and Sing, 3rd Edition* (#111)

Go to faithfusion.com for information on ordering or downloading these selections.

Lesson 4 Review

This page provides a review and assessment of the key learning goals for this lesson.

- Direct the children to complete the lesson review. Allow them to look back at the pages of the lesson to find answers they cannot complete on their own.
- When everyone has finished, review the answers as a group. Call on volunteers to share their responses.
- Review any content that was not clearly understood.

NCEA IFG: ACRE Edition

The content in this lesson correlates to the following:

Domain 1: Knowledge of the Faith

Objective: To know and understand basic Catholic teaching about the Incarnate Word Jesus Christ as the way, truth, and life.

Domain 4: Prayer

Objective: To recognize and learn how to engage in Catholic forms of personal and communal prayer and ways of deepening one's spiritual life.

Domain 6: Missionary Spirit

Objectives: To recognize the centrality of evangelization as the Church's mission and identity embodied in vocation and service; to be aware of how cultures are transformed by the Gospel.

Catholic Faith Literacy

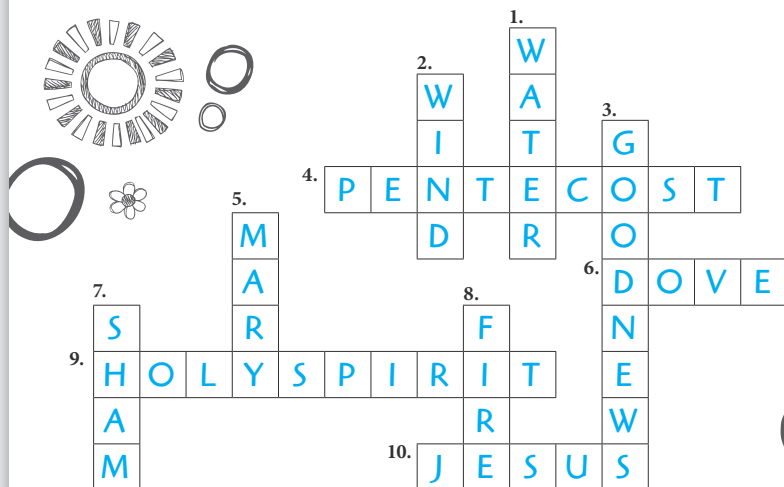
Apostles' Creed, Creed, evangelization, Old Testament, New Testament, Pentecost, Trinity

Biblical and Historical Names

God the Father; God the Son; God the Holy Spirit; Jesus; Mary, Mother of God

Lesson 4 Review

A Complete the crossword puzzle using the following clues.



Down

- One of the symbols for the Holy Spirit that is used at Baptism is ____.
- In the Old Testament, when God created the world, the Holy Spirit appeared as ____.
- Proclaiming the ____ of Jesus and the love of God is called evangelization.
- ____ was present with the Apostles at Pentecost.
- Saint Patrick used a ____ to explain the mystery of the Blessed Trinity.
- At Pentecost the Holy Spirit came in the form of tongues of ____.

Across

- At ____ the Apostles began their work of evangelization.
- At Jesus' Baptism the Holy Spirit appeared in the form of a ____.
- The ____ is the Third Divine Person of the Blessed Trinity.
- Mary conceived ____ by the power of the Holy Spirit.

44 Unit 1: The Profession of Faith

Answer Locator

- | | |
|----------|-----------|
| 1. p. 41 | 6. p. 40 |
| 2. p. 40 | 7. p. 42 |
| 3. p. 41 | 8. p. 38 |
| 4. p. 40 | 9. p. 40 |
| 5. p. 40 | 10. p. 40 |