

# CONTENTS

## ABOUT CALL TO FAITH

Opening Prayer . . . . .	iv
Program Philosophy . . . . .	v
Sources of Catholic Wisdom . . . . .	v–vi
Catechetical Approaches . . . . .	vii–viii
Generations of Faith and Call to Faith . . . . .	ix
Catechetical Process . . . . .	x
Program Scope and Sequence . . . . .	xi–xv
People of Faith . . . . .	xvi
Prayer and Worship . . . . .	xvii
Know the Child . . . . .	xviii
Catholic Social Teachings . . . . .	xix
Multiple Intelligences . . . . .	xx
Reaching All Learners . . . . .	xxi
Sustaining Your Spirit . . . . .	xxii
Planning the Year . . . . .	xxiii
Program Components . . . . .	xxiv–xxv
Student Edition TOCs . . . . .	xxvi–xxvii

## STUDENT LESSONS

Opening Chapter . . . . .	1A
Seasonal Lessons and Celebrations . . . . .	6A
Core Lessons . . . . .	40
Catholic Source Book . . . . .	292A

ANSWER KEYS . . . . .	A1
-----------------------	----

# Grade 2 Contents

## SEASONAL LESSONS & CELEBRATIONS . . . . . 6



<b>UNIT 1</b>	
<b>REVELATION</b>	. . . . . 40
Chapter 1: God's Creation	. . . . . 41
Chapter 2: God's Promise	. . . . . 51
Chapter 3: God's Word	. . . . . 61
Faith in Action!	. . . . . 71



<b>UNIT 2</b>	
<b>TRINITY</b>	. . . . . 76
Chapter 4: God the Father	. . . . . 77
Chapter 5: God the Son	. . . . . 87
Chapter 6: God the Holy Spirit	. . . . . 97
Faith in Action!	. . . . . 107



<b>UNIT 3</b>	
<b>JESUS CHRIST</b>	. . . . . 112
Chapter 7: Love God and Others	. . . . . 113
Chapter 8: Making Good Choices	. . . . . 123
Chapter 9: God's Mercy	. . . . . 133
Faith in Action!	. . . . . 143



<b>UNIT 4</b>	
<b>THE CHURCH</b>	. . . . . 148
Chapter 10: Signs of Love	. . . . . 149
Chapter 11: The Church and Forgiveness	. . . . . 159
Chapter 12: The Church Year	. . . . . 169
Faith in Action!	. . . . . 179



<b>UNIT 5</b>	
<b>MORALITY</b>	. . . . . 184
Chapter 13: Care for All People	. . . . . 185
Chapter 14: Share the Good News	. . . . . 195
Chapter 15: Pray as Jesus Did	. . . . . 205
Faith in Action!	. . . . . 215



<b>UNIT 6</b>	
<b>SACRAMENTS</b>	. . . . . 220
Chapter 16: Gather to Worship	. . . . . 221
Chapter 17: Listen to God's Word	. . . . . 231
Chapter 18: Remember Jesus' Sacrifice	. . . . . 241
Faith in Action!	. . . . . 251



<b>UNIT 7</b>	
<b>KINGDOM OF GOD</b>	. . . . . 256
Chapter 19: Share a Holy Meal	. . . . . 257
Chapter 20: Go Forth!	. . . . . 267
Chapter 21: Forever in Heaven	. . . . . 277
Faith in Action!	. . . . . 287

## CATHOLIC SOURCE BOOK . . . . . 292



## Unit 2 Trinity

### In this unit you will...

learn about each Person of the Holy Trinity. God the Father loves and cares for us as a faithful parent. We can trust and rely on God the Father. Jesus, the Son of God, sets an example for us with his life and teachings. God the Holy Spirit guides the Church and helps us to be holy.



### Faith in Action!

Catholic Social Teaching Principle:  
Life and Dignity of the Human Person

76



## UNIT 2 OPENER

### Preview Unit Theme

Tell children that Unit 2 is about the Trinity.

- Read aloud the text on page 76 of the student edition. Tell children they will learn more about these things in the next three chapters.
- Ask children how they think Jesus sets an example for us.
- Invite volunteers to share ways the Holy Spirit can guide us.
- Explain to children that Catholic social teaching calls us to realize that all people are worthy of dignity and respect.



## Overview

### Faith Focus

- In the Old Testament, God is known as the Father of the Israelites. (CCC 238)
- In the New Testament Jesus tells us that "Abba" is a loving protector of all he created. (CCC 355–356)

### Catechism Connection

The *Catechism* states that when we call God *Father* it means two things. God is the authority over and the origin of everything, and God is goodness and loving care for all his children. (CCC 238–242)

### GDC Link

The *Directory* explains that through continuing catechesis, Catholics mature in their faith and renew their commitments each week at the Eucharist. (GDC 82)

# God the Father

## CHAPTER BACKGROUND



*Look at the birds in the sky; they do not sow or reap, they gather nothing into barns, yet your heavenly Father feeds them. Are not you more important than they?*

Matthew 6:26

### God the Father

The fatherhood of God is a frequent theme throughout the Scriptures. God became known in the Hebrew Bible as the father of the Israelite people, the Israelites as God's children. During the Egyptian sojourn, the description of God was broadened from *father* to *father and king*. In the New Testament, Jesus transforms this image of God, inviting humanity to address God as *Abba*, an affectionate term for *father*. In doing so, Jesus invites all God's people into an intimate relationship with his Father.

### God, a Loving Parent

Young children reach out to parents or caregivers for comfort and answers. Consumed with worry, afraid of the unknown, in need of answers, adult Christians seek someone to care for them, too. Jesus invites his followers to reach out to their heavenly Father. He summons them to pray to the Father for all they need and to trust in his loving care.

A good parent's love is steadfast. Good parents go to great lengths to protect their children and are willing to sacrifice themselves to meet their children's needs. God, our heavenly Father, loves each and every person with a love beyond that of any human parent. He loves his children unconditionally. He invites his children to rely on him, to trust in him as a loving father. He invites them to experience the depth of his love.

**Reflect** How can you be God's loving arms for others this day?

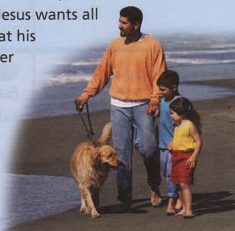


## TEACHING CHAPTER 4

### Images of God the Father

The images of God the Father that you may have formed as a child probably included an old man with gray hair and a beard. As you have become more knowledgeable, you no longer need a photographic image. You have come to appreciate God the Father as your loving parent because that is how Jesus revealed him.

- Jesus called God *Father*. The word he used was *Abba*. The relationship that exists between Jesus and the Father is one of filial love.
- Jesus spoke about his Father and obeyed his Father. According to *Luke 2:49*, Jesus said to Mary and Joseph, "Why were you looking for me? Did you not know that I must be in my Father's house?"
- Recall the obedience of Jesus on the night before he died as he prayed, "Father, if you are willing, take this cup away from me; still, not my will but yours be done" (*Luke 22:42*). Jesus came to do the will of the Father. Jesus wants all people to know that his Father is their Father and that he loves and cares for them more than they can ever imagine.



### Teacher's Prayer

*O God our Father, sustain my spirit when I feel tired and am tempted to do less than my best. Give me the grace to continue with love and enthusiasm. Amen.*

## SECOND GRADERS SAY

### Character

- I get excited about learning new things. Give me interesting activities to help me understand these concepts.
- I like concrete things. Answer questions like "Who made God?" in a way I can understand.
- I am starting to become more aware of the needs of others. Let me work on activities with a partner.



## SUSTAINING YOUR SPIRIT

### Engagement with Others

Blessed assurance in yourself is important. It is also important to experience significant and constructive engagement with others. Doing so enables you to


- see firsthand the goodness of others.
- recognize that sometimes a task is best addressed by a team.
- replenish your level of empathy.
- see that you can still benefit from different styles and approaches.

Engagement with others sustains your spirit by pulling you past your own limitations and by restoring your faith in yourself and others.

	Lone Ranger	Engaged with others				
Reflect	Rate yourself	1	2	3	4	5

# Weekly Planner

	Objective	Materials	Prayer & Scripture
<b>DAY 1</b> <b>Invite</b>	<b>God the Father</b> Page 77	<b>Objective:</b> <i>To understand the role of parents</i>	<input type="checkbox"/> Board or chart paper
<b>DAY 2</b> <b>Explore</b>	<b>Care for God's Children</b> Pages 78–79	<b>Objective:</b> <i>To learn about caring for God's children</i>	<input type="checkbox"/> Board or Chart paper <input type="checkbox"/> Art supplies
<b>DAY 3</b> <b>Explore</b>	<b>The Father's Love</b> Pages 80–81	<b>Objective:</b> <i>To recognize that God always answers our needs</i>	<input type="checkbox"/> Board or chart paper <input type="checkbox"/> Copies of Activity Master 4, p. 86A
<b>DAY 4</b> <b>Explore</b>	<b>Trust in God</b> Pages 82–83	<b>Objective:</b> <i>To practice showing trust</i>	<input type="checkbox"/> Board or chart paper
<b>DAY 5</b> <b>Celebrate</b>	<b>Asking Prayer</b> Page 84	<b>Objective:</b> <i>To participate in an asking prayer</i>	<input type="checkbox"/> Bible <input type="checkbox"/> Hymnals <input type="checkbox"/> Music CD <input type="checkbox"/> Battery-powered candles

 **Let Us Pray**


Psalm 103:13

 **Let Us Pray**

Psalm 103:13


 **Scripture:**  
 Isaiah 49:15–16


 **Scripture Background:**  
 Helping Hands, p. 78

 **Let Us Pray**



Psalm 103:13

 **Scripture:**  
 Matthew 6:26–32

 **Scripture Background:**  
 Heavenly Father, p. 80

 **Let Us Pray**

Psalm 103:13

 **Let Us Pray**
**Asking Prayer**
 **Hymn:** "Jesus' Hands Were Kind Hands"



## Multimedia Resources



### BOOKS

**Thanks to the Animals.** Sockabasin, Allen. Tilbury House. A father seeks a lost child; set in the Passamaquoddy culture.

**Saints: Our Friends and Teachers.\*** Palencar, Lee. Twenty-Third Publications. "Saint John Bosco." Provides a pattern for puppets and a script for presenting John Bosco's story.

**Empowering the Catechist, Vol. 1.** Twenty-Third. "Creating a Positive Faith Environment." Presents ideas for fostering faith in the classroom.

\*Available at [www.osvcurriculum.com](http://www.osvcurriculum.com)



### Teacher Resources

[www.osvcurriculum.com](http://www.osvcurriculum.com)

- For interactive lesson planner, chapter resources, and activities
- For free materials and information



- Online planning tools include chapter background and planner, activity master, customizable test, and more.
- Enhancement activities for each step of the catechetical process, including alternative prayer experiences and blessings.
- Games, activities, interactive review, alternative assessment, and more for children.

[www.calltofaithconnect.com](http://www.calltofaithconnect.com)

## Home Connection

### Chapter 4 Family Faith, p. 86

Take-home activities, chapter content review, saint features and prayer



For more family activities  
[www.osvcurriculum.com](http://www.osvcurriculum.com)

### Activities

#### Let's Begin:

"Parents," p. 77

Multiple Intelligence: Verbal/Linguistic

(OPTIONAL) God's Family, p. 77

Multiple Intelligence: Verbal/Linguistic

#### Share Your Faith:

Think, Share, Act, p. 79

Multiple Intelligence: Interpersonal

(OPTIONAL) Poster Frame, p. 79

Multiple Intelligence: Visual/Spatial

#### Connect Your Faith:

Write an Asking Prayer, p. 81

Multiple Intelligence: Verbal/Linguistic

(OPTIONAL) Activity Master 4, p. 80

Multiple Intelligence: Visual/Spatial

(OPTIONAL) Trust Walk, p. 81

Multiple Intelligence: Interpersonal

#### Live Your Faith:

Find the Message, p. 83

(OPTIONAL) Cross-Curricular: Language

Arts, p. 82

Multiple Intelligence: Interpersonal

### Enrichment

• **Teacher Background:**  
Saint John Bosco, p. 78

• **Teacher Background:**  
Holy People, p. 78

• **Reaching All Learners:**  
Helping Hands, p. 79

• **Justice and Peace:**  
Family, p. 81

• **Quick Tip:**  
Share Cartoons, p. 82

• **Christian Living Skills:**  
Expressing Affection, p. 83

• **Reaching All Learners:**  
Learning Disabled, p. 83

• **Liturgy Link:**  
The Prayer of the Church, p. 84

• **Lectionary Link:**  
Break Open the Word, p. 84

(OPTIONAL) Prayer for All Needs, p. 314 and 315

Multiple Intelligence: Verbal/Linguistic

Name \_\_\_\_\_ Date \_\_\_\_\_

- A Work with Words** Use the words in the Word Bank to answer the questions.

1. Jesus said that God the Father wants us to \_\_\_\_\_

have everything we \_\_\_\_\_.

2. What is talking and listening to \_\_\_\_\_

God called? \_\_\_\_\_

3. What do we call a holy person who obeyed God and followed Jesus? \_\_\_\_\_

4. What word means to believe in and depend on someone? \_\_\_\_\_

5. Who cares for us like a loving parent? \_\_\_\_\_

**WORD BANK**

saint  
prayer  
trust  
need  
God

- B Check Understanding** Write the letter of the word in Column 2 that best completes the sentences in Column 1.

**Column 1**

6. Jesus taught about his Father's great \_\_\_\_\_.

7. John Bosco was named a \_\_\_\_\_.

8. Jesus told his followers to pray to God the Father for \_\_\_\_\_.

9. God, our loving Father, is always listening to our \_\_\_\_\_.

10. Jesus knew that God can always be \_\_\_\_\_.

**Column 2**

a. saint

b. prayers

c. trusted

d. love

e. whatever  
they need



Chapter  
4

## God the Father

Invite



## Let Us Pray

**Leader:** Loving father, remember us always.

"As a father has compassion on his children,  
so the Lord has compassion on the faithful."

*Psalm 103:13*

**All:** Loving father, remember us always. Amen.

## Activity

## Let's Begin

- Family members love one another. They want to keep one another safe and happy. Read this poem about parents.

## Parents

Parents  
Kind, patient,  
Teaching, guiding, loving.  
They're always there for me.  
Friends.

Talk about how family members show love for you. How do you show love for your family?



**Write a Note** Write a thank-you note to a family member for showing love and care for you.

77

## OPTIONAL ACTIVITY

**God's Family** Give children the opportunity to describe their family.

- Be sensitive to children who may be experiencing difficult situations at home.
- Explain that a family is made up of people who love and care for each other. Tell children we are all part of God's family.

**Multiple Intelligence:** Verbal/Linguistic

**Objective:** To understand the role of parents

## Open

**Prayer Space** You may wish to have children move to your classroom prayer space. In the space, have a crucifix and the Bible opened to *Psalm 103:13*.



## Let Us Pray

Read aloud the psalm verse. Invite children to pray the response.

## Build

## Activity

- Ask children to read the poem Parents together.
- Discuss ways parents and others show love to children. Write children's responses on the board or on chart paper.

## Extension Activity

- Have children write a thank-you note to a family member.
- Give children time to complete the activity.
- Invite children to give these thank-you notes to the person they wrote them for.

## Close

**Have** children explain why parents are so important to them.

**Objective:** To learn about caring for God's children

## Open

**Let Us Pray** Invite children to pray the psalm verse on page 77 with you.

**Focus** **How does God care for you?** List children's answers on the board or on chart paper.

## Build

### Care for God's Children

**Explain** that some children have no one to care for them.

#### Saint John Bosco

**Invite** children to sit in a circle.

- Read aloud the biography of Saint John Bosco.
- Have children look at the picture of Father John. Discuss how Father John helped children who were homeless.
- Explain that Father John taught the children about the love of God.

**What do you think Father John's home for children was like?** Invite children to share their responses.

## Care for God's Children

**Focus** **How does God care for you?**

This is a story about a priest. He made a home for children who had no parents to love and care for them.

### A BIOGRAPHY

#### St. John Bosco

Lorenzo and Giovanni huddled alone in the shadows. They heard mothers and fathers calling for their children. Nobody called Lorenzo or Giovanni.

Father John Bosco found the boys cold and in the dark. He brought them home. They told Father John that many other children lived alone on the streets.

"I will start a home for the children of the streets. I will teach them how to read, fix things, and pray," said Father John.

Father John helped many children who were homeless to feel loved. He taught them that God is everyone's Father. After he died, he was named a **saint**.

**What do you think Father John's home for children was like?** Responses will vary.



### TEACHER BACKGROUND

**Holy People** The Church solemnly proclaims some holy men and women as saints because they practiced great virtue and devotion. Their holiness makes them models of Christian life and intercessors with God on our behalf. (See *Catechism of the Catholic Church*, #828.)



### TEACHER BACKGROUND

**Saint John Bosco** was born in 1815 in Piedmont, Italy, and died in 1888. He had great compassion for the homeless boys he observed on the streets. He gave them a home, educated them, and taught them a trade. His mother helped him by providing a home for girls. He is the founder of the Salesian order of priests, brothers, and sisters who sponsor Catholic schools throughout the United States.

## God the Father

Father John Bosco treated the young children like they were his own. He showed them love and taught them about God, like Jesus did.

Jesus taught about his Father's great love. God cares for everything and everyone. God loves you as a good parent does.

### SCRIPTURE

I will never forget you.  
See, upon the palms of my hands  
I have written your name.

Isaiah 49:15–16

### How do you know that God cares for you?

**Possible responses:**  
He tells us, Jesus showed  
God's care, other people.

Residents of  
Don Bosco Orphanage  
in Los Palos, East Timor.

### Activity Live Your Faith

**Think:** What are some ways God cares for you?

**Share:** With a partner, talk about ways you can thank God.

**Act:** Trace the outline of your hand.  
Write a thank-you prayer to God.

## Words of Faith

A **saint** is a holy person who obeyed God and followed Jesus.

## God the Father

Have volunteers read aloud the first two paragraphs.

- Remind children that Jesus taught people about his Father's love.
- Explain that God loves them the way a good parent loves a child. Tell them that God will always care for them.
- Proclaim the Scripture.
- Explain that this passage is from the Old Testament. God made this promise before Jesus was born.

### How do you know that God cares for you? Have children discuss the question.

### Activity

- Have children discuss some ways that God cares for them.
- Divide the group into pairs. Have each pair talk about ways they can thank God.
- Have children trace their hand and write a thank-you note to God on the outline of their hand.

## Close

Remind children that God the Father loves us the way a good parent does. Jesus' life was an example of his Father's love.

### OPTIONAL ACTIVITY

**Poster Frame** Have children cut out the outlines of their hands that they traced. Invite each child to paste his or her hand around the outer edge of a poster board, forming a frame.

- Write the scripture passage in the center of the frame. Hang the poster near the prayer space.

**Multiple Intelligence: Visual/Spatial**



### REACHING ALL LEARNERS

**Helping Hands** Children with less developed motor skills may have difficulty tracing their hands.

- You may wish to pair these children with children who are more adept at motor skills so that one may assist the other in tracing and cutting.





**Objective:** To recognize that God always answers our needs

## Open

**Let Us Pray** Invite children to pray the psalm verse with you on page 77.

**Focus** **What does it mean to trust in God?** List children's answers on the board or on chart paper.

## Build

### The Father's Love

Read aloud the introduction.

- Discuss the difference between a need and a want. Stress that God always takes care of our needs.

### Count on God

Proclaim the scripture story.

- Ask children to give examples of how their parents take care of them.  
*Possible responses: They cook for them. They help them when they are sick.*

- Ask volunteers to talk about ways that God cares for them.

- **What help do you need?** Encourage children to share their responses.

## The Father's Love

**Focus** **What does it mean to trust in God?**

Jesus told people not to worry too much. He said that God the Father wants you to have everything you need.



### SCRIPTURE


Matthew 6:25-32

## Count on God

Do not worry about what you will eat or wear. Life is more important than food and clothing. Look at the birds in the sky. They do not plant their food, they do not gather grain, yet your heavenly Father feeds them. Are you not more important than they? Learn from the way the wild flowers grow. They do not work or spin, but they are beautiful. If God so cares for grass of the field, how much more will he take care of you? Do not worry. Your heavenly Father knows what you need.

Based on Matthew 6:25-32

- **What help do you need?** *Responses will vary.*



### OPTIONAL ACTIVITY

#### Activity Master 4: Trusting God with Our Prayers

Distribute copies of the activity found on teacher page 86A.

- As an alternative, you may wish to send this activity home with children.

Trusting God with Our Prayers

Write the name of the person you are praying for in the space provided.

1. \_\_\_\_\_

2. \_\_\_\_\_

3. \_\_\_\_\_

4. \_\_\_\_\_

5. \_\_\_\_\_

6. \_\_\_\_\_

7. \_\_\_\_\_

8. \_\_\_\_\_

▲ Activity Master 4  
page 86A



### SCRIPTURE BACKGROUND

**Heavenly Father** Christians can call God Father because they are his adopted children by virtue of Baptism and the anointing of the Holy Spirit.

- This scripture passage calls Christians to rely on God the Father for what they need.
- Jesus acknowledges that humans do have needs, but people should not become obsessed with meeting them.

## Trust in God

Jesus always called God "Father." You call God "Father" because he created you and cares for you. Jesus told his followers to pray to the Father for whatever they might need. In your **prayer**, you will be speaking to God the Father as Jesus did.

Jesus knew that you can always **trust** God. You can be sure that God loves you and wants what is best for you. God, your loving Father, is always listening.


### Words of Faith

**Prayer** is talking to and listening to God.

To **trust** is to believe in and depend on someone.

### Activity

## Connect Your Faith

 **Write An Asking Prayer** Write down some of the things that you and others need. God our Father,

-----  
-----  
-----  
-----  
-----  
-----

Amen.



### OPTIONAL ACTIVITY

**Trust Walk** Have children work in pairs. Tell one child in each pair to close his or her eyes. Ask the other child to lead the partner around the room. Remind children that they must keep their eyes closed.

- Connect the experience with trusting God who wants only what is good for his people.



Multiple Intelligence: Interpersonal



### JUSTICE AND PEACE

**Family** Explain to children that as members of the Body of Christ, Catholics have a duty to assist those whose basic needs are not being met. Christians have an obligation to help others unless they have such a scarcity of their own resources that it is impossible to do so. Ask children to give examples of how they can help those in need.

Catholic Social Teaching: Solidarity

## Trust in God

Ask children what they think it means when you trust someone.

- Choose volunteers to read aloud the two paragraphs on this page.
- Explain to children that when we pray, we talk to God the Father just as Jesus did. Discuss with children things that people pray about.

### Activity

- Discuss with children something that they need. Remind them that a need is different from a want.
- Read aloud the directions for the activity. Allow time for children to complete it.
- Invite volunteers to pray aloud their prayers to the group. Have the group respond with "Lord, hear our prayer."

### Close

Remind children that Jesus told us that we can call God *Our Father*. Explain that God the Father always gives us what we need and what is best for us.



**Objective:** To practice showing trust

## Open

**Let Us Pray** Invite children to pray the psalm verse on page 77 with you.

**Focus** **What does it mean to have trust?** List children's responses on the board or on chart paper.

## Build

### Trust in God

Read aloud the first three sentences.

- Direct children's attention to the chart. Read aloud each of the chart entries.
- After reading each entry, write the example of trusted people on the board or on chart paper.
- Read aloud the concluding paragraph.

**Who are some of the people you trust? Who are some of the people who trust you?** Have children share their responses with partners.

**What help do you need?** Encourage children to share their responses.

### OPTIONAL ACTIVITY

**Cross-Curricular: Language Arts** Have children share examples of stories in which characters learn lessons about earning or expressing trust.

- Invite children to retell the stories in their own words or role-play them in groups.
- List the lessons about trust found in the stories on the board or on chart paper.

**Multiple Intelligence: Interpersonal**

## Trust in God

**Focus** **What does it mean to have trust?**

When you love or respect someone, you have trust in that person. You believe that the person will do what is best for you. You know you can depend on that person in good times and bad times.

### You can trust

- family members to love you and take care of you
- your friends to play fair and treat you kindly
- teachers to help you learn
- crossing guards and police officers to protect you
- members of your parish family to help you grow closer to God.

Sometimes, people you trust may let you down, even though they do not mean to. But you can always depend on God. You are his child. He is with you every day. You can trust God to love you, to care for you, and to give you what you need.

**Who are some of the people you trust? Who are some of the people who trust you?** Responses will vary.



### QUICK TIP

**Share Cartoons** Charles Schulz's *Peanuts* comic frequently explored the issue of trust between Charlie Brown and Lucy. Would she hold the football or yank it away?

- Use video clips or printed cartoons featuring this incident to help children see what happens when trust is broken.
- Ask how they would feel if they were Charlie Brown.





## Activity

# Live Your Faith

**Find the Message** In the puzzle below, every third letter is printed in red. Find the red letters and circle them. Then copy the circled letters in order on the lines below to find the secret message.

EGDFMO KRNJLO ACTYZW XTOMNR VKRCBY  
CVGLLO ZADRTW VMISSL NLLRST CBAMMK  
USEABC CBAQVR LMEDEO PZFFMY MNOHKU

D O N O T W O R R Y  
G O D W I L L T A K E  
C A R E O F Y O U

**Write Your Ideas** How can you show that you trust in God?

---

---

---

---

---

---

83

## Activity

- Read aloud the directions for the puzzle activity.
- Have children count the puzzle letters by threes to be sure they can identify the red letters.
- Allow time for children to work independently on completing the puzzle activity.
- Ask a volunteer to read aloud the solution.
- Read aloud the directions for the writing activity.
- Give children time to respond in writing.
- Invite children to share their ideas.

## Close

Give each child an index card on which you have written the words *Trust in God*.

- Have children decorate the cards and take them home to use as bookmark reminders.



## CHRISTIAN LIVING SKILLS

**Expressing Affection** Friendship and affection flourish in an atmosphere of trust.

- Ask children to suggest ways in which they show trust in and affection for family members and friends.
- Remind children that teasing, which is sometimes substituted by young children for more positive signs of affection, can be hurtful and can break trust.



## REACHING ALL LEARNERS

**Learning Disabled** Students with dyslexia and other reading or concentration difficulties may struggle with "hidden word" puzzles.

- Invite children to work with partners who can help them identify the correct letters.

**Objective:** To participate in an asking prayer

## Prepare

Point out that the responses in today's prayer are the same as those we pray at Mass.

- Today you will serve as the leader.

Use the *Call to Faith* 2 CD, track 4, to rehearse the song.

## Gather

Invite children to the prayer space with their books.

- If you used the hand tracing activity on page 69, invite children to bring along their hands poster.

## Pray

### Asking Prayer

**Let Us Pray** Follow the order of prayer.

- An optional reading is *Luke 11:1-4*.

## Asking Prayer

### Let Us Pray

Gather and begin with the Sign of the Cross.

**Leader:** Let us pray for those who need God's help.

**All:** Lord, hear our prayer.

**Leader:** For people who have lost their homes, let us pray to the Lord.

**All:** Lord, hear our prayer.

**Leader:** For people who are far from their families, let us pray to the Lord.

**All:** Lord, hear our prayer.

**Leader:** For help to care for others as Jesus did, let us pray to the Lord.

**All:** Lord, hear our prayer.

Sing together.

Jesus' hands were kind hands,  
doing good to all,  
healing pain and sickness,  
healing children small.  
washing tired feet,  
and saving those who fall;  
Jesus' hands were kind hands,  
doing good to all.

"Jesus' Hands Were Kind Hands"  
© 1979 Strainer & Bell Ltd.



### LITURGY LINK

**The Prayer of the Church** The Lord's Prayer is central to liturgical prayer. It is prayed at celebrations of Baptism, Confirmation, Eucharist, and Anointing of the Sick, as well as the major hours of the Divine Office.

- Early Christians who were Jewish converts prayed it three times a day in place of the daily "Eighteen Benedictions" that were a traditional part of Jewish piety.



### LECTIONARY LINK

**Break Open the Word** Read last week's Sunday Gospel. Invite children to think about what the reading means to them as they try to follow Christ's example. For questions related to the weekly Gospel reading, visit our website at [www.osvcurriculum.com](http://www.osvcurriculum.com).



Visit [www.osvcurriculum.com](http://www.osvcurriculum.com) for weekly Scripture readings and seasonal resources.

## Review and Apply

## Review

- A Work with Words** Fill in the blank with the correct word from the Word Bank.

## WORD BANK

trust  
cares  
Father  
prayer  
parent

- God \_\_\_\_\_ **cares** for everyone.
- Jesus taught you to call God the \_\_\_\_\_  
**Father**.
- God loves you like a good \_\_\_\_\_  
**parent**.
- You can always \_\_\_\_\_ **trust** God.
- \_\_\_\_\_ **prayer** is talking to and listening to God.

- B Make Connections** Write one way that God takes care of people.

Responses will vary.

Activity **Live Your Faith**

**Make a Calendar** Think about needs that you or others have. Make a one-week calendar. Write one need for each day. Each day, think of a need, then ask God for help.



85

## Assessment

Name \_\_\_\_\_ Date \_\_\_\_\_

**A Work with Words** Use the words in the Word Bank to answer the questions.

- Jesus said that God the Father sends us to \_\_\_\_\_  
\_\_\_\_\_
- What is talking and listening to \_\_\_\_\_  
\_\_\_\_\_
- What do we call a holy person who prayed God and followed Jesus? \_\_\_\_\_  
\_\_\_\_\_
- What word means to believe in and depend on someone? \_\_\_\_\_  
\_\_\_\_\_
- Who cares for us like a loving parent? \_\_\_\_\_  
\_\_\_\_\_

**B Check Understanding** Write the letter of the word in Column 2 that best completes the sentences in Column 1.

Column 1	Column 2
1. Jesus taught about his Father's great _____	A. parent
2. Jesus told his followers to pray to God the Father for _____	A. trust
3. God, our loving Father, is always listening to _____	A. prayer
4. Jesus loves that God can always be _____	A. wholehearted

▲ Chapter 4 Test  
page 77E

**Answers to the Chapter Test**  
can be found in the back of  
the Teacher Manual.



## CULTURAL AWARENESS

**Prayer** Most religious faiths practice some form of prayer or meditation.

- Muslim men perform a short worship service five times each day.
- Jewish people pray at home and at the synagogue.
- Hindus have shrines in their homes where they worship individually before physical images.



## QUICK TIP

**Meditation** You may have already done a guided meditation with the children, but this is a good opportunity to give them another experience of meditative prayer. You may want to use a selection from *Guided Meditations for Children* by Jane Reehorst, BVM (Our Sunday Visitor Curriculum Division).



## Family Faith

Remind children to discuss the Family Faith page at home. Encourage children to read the passage from the Gospel according to Matthew.

### Activity

- Suggest that children discuss with their family members the prayers they wish to add to their prayer chain.

### People of Faith

Tell children about Blessed Julian of Norwich.

- Julian was an English Benedictine nun. She wrote *Revelation of Divine Love*, a book about the Incarnation, redemption, and divine consolation. She was considered one of the most important writers in England for her writings on sin, penance, and the spiritual life.
- Remind children to add Blessed Julian of Norwich to their People of Faith albums. Encourage them to pray the prayer at home with their families.



Visit [www.osvcurriculum.com](http://www.osvcurriculum.com) for weekly scripture readings and seasonal resources.



Unit 2: CHAPTER 4

## Family Faith



### Catholics Believe

- You can call God "Father" because he created you and cares for you like a good parent.
- You can trust in God because he loves you.



### SCRIPTURE

In Matthew 6:19–21 you can read what Jesus teaches about real treasure.



[www.osvcurriculum.com](http://www.osvcurriculum.com)  
For weekly scripture readings and seasonal resources

### Activity

## Live Your Faith

**Start a Prayer Chain** Make strips of colored paper. Each day, choose something to give to God's loving care. Write it on a colored strip, and attach it to the chain. The chain will remind you that your prayers are with God. So don't worry!



▲ Blessed Julian of Norwich, 1342–1420

### People of Faith

Julian prayed to God as a Father and a dear Friend. She called God Mother and Brother, too. Julian said that the whole world was like a small hazelnut held in God's hand. Everything would be just fine because God cares for everything and everyone. Julian spent her life in prayer, fasting, study, and counseling others. Her feast day is May 13.



### Family Prayer

**Blessed Julian, carry our prayer to God. He calls us by name. He holds us in the palm of his hand. Amen.**

86

In Unit 2 your child is learning about the mystery. See Catechism of the Catholic Church 322, 2780–2782 for further reading on chapter content.



### HOW DID I DO?

**This week my religion classes were**

☐ some of the best ever! ☐ pretty good. ☐ in need of improvement.

In what discussions and activities were children most interested?

What activity did I most enjoy teaching?

In what area do I need to improve?

Name \_\_\_\_\_ Date \_\_\_\_\_

## Trusting God with Our Prayers

Name some people, places, or problems that need prayers and begin with the letters in the word FATHER. Trust God the Father to listen to your prayers.




---



---



---




---



---



---




---



---



---




---



---



---




---



---



---




---



---



---