

New Places and Faces



This Week's Story

welcomes us all to a new lesson about Jesus.

Let's Begin


Max looked around the classroom. Everything was new and different. He held his dad's hand as they walked around the room.

"It looks like you will hear stories and play games," Max's dad said. "I think you will have lots of fun learning about Jesus here."

Mrs. Santiago smiled. "So you're Max. I'm glad to meet you. Would you like to meet your classmates?"

Max smiled back. "I see some kids I know over there coloring. See you after class, Dad!"

Inspired by Matthew 18:20



Sharing Faith at Home Share the story with your child by reading it aloud at bedtime and talking about its meaning.

Discussion starter: What should you do when you meet new people?

Allelu!
Growing and Celebrating with Jesus

Lesson 1, Ages 3-4



Through the Week

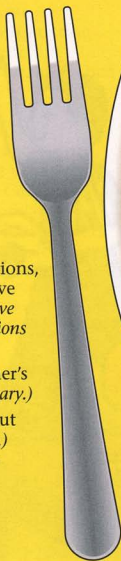
Talk about the times each family member first learned about Jesus. Share a new story each night.



Ask Me!

Ask your child these questions, and see if he or she can give you the answers. *(If not, give a hint, and review the questions again later.)*

1. What is (are) your teacher's name(s)? *(Answers will vary.)*
2. What did you learn about Jesus? *(Answers will vary.)*
3. What did you like best? *(Answers will vary.)*



Setting the

Learn about


Find and circle



Family Table

ning
Jesus

the following:



Mealtime Prayer

Heavenly Father, we are so grateful that you have brought us together to learn about you and each other. Please bless our learning. Amen.

Pray this prayer as a family.



Saint
of the
Week

Scholastica
(480-543)

Feast Day: February 10

Did you know?

Saint Scholastica's brother knew she had died when he had a vision of her soul as a dove flying to Heaven. Although he was sad that she died, he was happy that she was in Heaven.


**Saint Scholastica,
pray for us!**



Parent Notes

In this week's lesson your child learned

- The names of his/her teachers/catechists.
- What to expect during this year of learning about Jesus.



It Helps to Know

Scripture tells us that

- new experiences can be both exciting and challenging (even frightening), but Scripture tells us not to be afraid (Joshua 1:9; Matthew 10:26–33).

The *Catechism* teaches us that

- God the Father is with us, and he will give us the grace to handle whatever challenges life brings. The *Catechism* tells us that we receive a special measure of courage in the Sacrament of Confirmation when we are sealed with the gifts of the Holy Spirit (CCC, 1303).

Keep It Simple

- When introducing your child to a new activity or environment (such as this new class), offer plenty of encouragement, telling your child that he or she is growing and this is a group for “bigger kids like you.” When parents seem unsure or offer too much help, children can sometimes feel fearful that they will not be safe in these new experiences.

How Three- and Four-Year-Olds Understand the Lesson, by Joseph White, Ph.D.

Three- and four-year-olds are often just beginning to have experiences outside their immediate and extended families. The larger world can seem like a very big place—exciting, and yet intimidating. They often need reassurance from someone they trust as they meet new people or try new experiences.

Jesus Meets the Children



This Week's Scripture Story

shows us that Jesus loves children.

"Let Them Come to Me!"


Jesus was resting one day. People crowded around him. They wanted him to see their children and to bless them.

Jesus' friends told the people to go away.

Jesus heard what his friends said. He told them that they were wrong. He wanted to see the children. Jesus said, "Let them come to me! Heaven belongs to people who are like these children."

Then Jesus hugged the children and blessed them.

*Based on Luke 18:15-17,
Mark 10:13-16*



Sharing Faith at Home Share the Scripture with your child by reading it aloud at bedtime and talking about its meaning. Discussion starter: Would you have wanted to meet Jesus?

Allelu!

Growing and Celebrating with Jesus

Lesson 15, Ages 3-4



Through the Week

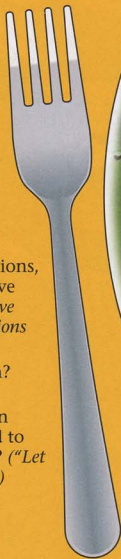
Tell your child how much Jesus loves him or her.



Ask Me!

Ask your child these questions, and see if he or she can give you the answers. (If not, give a hint, and review the questions again later.)

1. Does Jesus love children? (Yes.)
2. What did Jesus say when some of his friends tried to keep the children away? ("Let the children come to me.")



Setting the

Jesus
the Ch

Finish the picture by adding
and then **draw** or **paste**



Family Table

Meets Children

ding the children's faces,
e yourself in the picture.




Mealtime Prayer

Dear Jesus, when we listen
carefully, we can begin to
know each other better! Let
me listen well!

Amen.

Pray this prayer as a family.



Saint of the Week



Dominic Savio
(1842-1857)

Feast Day: March 9

Did you know?

If you ever travel to Mondonio, Italy, you can visit the house where young Dominic Savio lived. His father's metal shop and his mother's tailor shop are still there!

**Saint Dominic Savio,
pray for us!**



Parent Notes

In this week's lesson your child learned

- Jesus loves children and welcomed them.
- When some of Jesus' friends tried to keep the children away, Jesus said, "Let the children come to me."

It Helps to Know

Scripture tells us that

- "People were bringing even infants to him that he might touch them; and when the disciples saw it, they sternly ordered them not to do it. But Jesus called for them and said, 'Let the children come to me, and do not stop them; for it is to such as these that the kingdom of God belongs. Truly I tell you, whoever does not receive the kingdom of God as a little child will never enter it'" (Luke 18:15-17).

The *Catechism* teaches us that

- "Parents must regard their children as *children of God* and respect them as *human persons*. Showing themselves obedient to the will of the Father in heaven, they educate their children to fulfill God's law" (CCC, 2222).
- "...parents receive the responsibility and privilege of *evangelizing their children*. Parents should initiate their children at an early age into the mysteries of the faith of which they are the 'first heralds' for their children. They should associate them from their tenderest years with the life of the Church" (CCC, 2225).



Keep It Simple

- Find an image of Jesus and the children, either a picture or a statue, and place it in your child's room or in a prominent place in your home.

How Three- and Four-Year-Olds Understand the Lesson, by Joseph White, Ph.D.

Even at three and four years old, children have felt welcome—or unwelcome—in various places and around various people. When they get a smile from a friendly adult, they are likely to smile back, even if they are a little shy. The idea that Jesus was glad to meet the children will not surprise them—they would expect it. But for each child, knowing that Jesus loves children will be an important step towards knowing that he or she can be Jesus' friend.

Goodbye!



This Week's Scripture Story

helps us remember what we learned this year.

Bless You!

We have shared many stories this year.

We learned about how God made the world and everything in it.

We learned that the Church teaches us about God.

We learned that Jesus is God's Son. Jesus lived on earth and taught us about God.

We learned that Jesus loves everyone.

We learned that Jesus died and rose again on Easter.

Most of all, we learned that God loves us. One way of showing God's love is to say a goodbye prayer called a blessing. Here is a special goodbye blessing:

May God watch over us all when we are apart. May God bless you and keep you. May God's face shine on you and be kind to you. May the grace of Jesus be with all of us! Amen.

*(Based on Genesis 31:49,
Numbers 6:24-25, Revelation 22:21)*



Sharing Faith at Home Share the Scripture with your child by reading it aloud at bedtime and talking about its meaning.
Discussion starter: What do you remember learning in class this year?

Allelu!
Growing and Celebrating with Jesus

Lesson 26, Ages 3-4



Through the Week

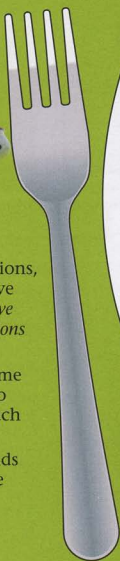
Revisit pictures with your child of her or his friends and recall the friendships and good times spent together.



Ask Me!

Ask your child these questions, and see if he or she can give you the answers. *(If not, give a hint, and review the questions again later.)*

1. When a class or a fun time together is over, what do friends have to say to each other? *(Goodbye)*
2. Can friends still be friends even when they can't be together? *(Yes)*



Setting the

What H Learned T

Color the th
have learned



Family Table

ave You
This Year?

ings that you
about this year.



Mealtide Prayer

Heavenly Father, thank you
for our friends and family.
Please bless us as we grow in
your love.

Amen.

Pray this prayer as a family.



Saint
of the
Week

Mary MacKillop
(1842–1909)

Feast Day: August 8



Did you know?

Mary, who was born in
Australia, always prayed to
God before making decisions.
She devoted her life to
running schools for poor
children, including the native
Australians, who are called
"Aborigines."

**Saint Mary,
pray for us!**



Parent Notes

In this week's lesson your child learned

- Sometimes good friends have to say goodbye.
- We can still be friends, even when we can't be together.



It Helps to Know

Scripture tells us that

- "But if we walk in the light as he himself is in the light, we have fellowship with one another..." (1 John 1:7).

The *Catechism* teaches us that

- "The Church is a 'communion of saints': this expression refers to the 'holy things' (sancta), above all the Eucharist, by which 'the unity of believers, who form one body in Christ, is both represented and brought about'" (CCC 960, cf. LG 3).
- "'For if we continue to love one another and to join in praising the Most Holy Trinity—all of us who are sons of God and form one family in Christ—we will be faithful to the deepest vocation of the Church'" (CCC, 959; LG 51, cf. Heb. 3:6).

Keep It Simple

- When your child is completing a time of being together with an extended family member or with peers, memorialize this time together by taking a photograph and talking about what the child has enjoyed about this time together. Revisit the picture and the memory a few days later and remind the child that friends can still be friends even when they cannot be together.

How Three- and Four-Year-Olds Understand the Lesson, by Joseph White, Ph.D.

For many preschool children, there is often little ritual or closure regarding goodbyes. Very often, with the exception of close family members, people come in and out of their lives at times that might seem random to young children. As they spend more time with peers and expand their social circles beyond the home, it is helpful to ritualize these transition times so that children may celebrate the time they have had together and recognize when this time is coming to an end.