

# Contents

Philosophy and Process .....	v
Reconciliation Scope and Sequence .....	vi-vii
Eucharist Scope and Sequence .....	viii-ix
Components and Web Site .....	x
Catechetical Communities .....	xi
Young People and the Sacrament of Reconciliation .....	xii
Restored Order .....	xiii
Sacraments and Liturgical Catechesis .....	xiv-xv
The Role of Music .....	xvi
Respecting Cultures .....	xvii-xviii
Reconciliation .....	xix
Welcome .....	xx-xxi

## Reconciliation Children's Lessons

<b>Chapter 1</b> We Are Called .....	8A-17
Ritual Focus: <i>Signing with the Cross God Gives Everyone Life (Acts 17:16-34)</i>	
Faith Focus: <i>God calls us to a life of happiness with him and gives us grace through the sacraments.</i>	
Liturgical Focus: <i>The Sacraments of Initiation</i>	
<b>Chapter 2</b> We Are Welcomed .....	18A-27
Ritual Focus: <i>Renewal of Baptismal Promises Zacchaeus (Luke 19:1-10)</i>	
Faith Focus: <i>The Sacrament of Reconciliation forgives sins committed after Baptism.</i>	
Liturgical Focus: <i>Reception of the Penitent</i>	
<b>Chapter 3</b> We Reflect .....	28A-37
Ritual Focus: <i>Reverencing the Word The Great Commandment (Luke 10:25-28)</i>	
Faith Focus: <i>Scriptures show us how God wants us to live.</i>	
Liturgical Focus: <i>The Examination of Conscience</i>	

### Chapter 4 We Are Sorry .....

Ritual Focus: <i>Examination of Conscience and Act of Contrition A Woman Who Was Sorry (Luke 7:36-38, 44-48, 50)</i>	38A-47
Faith Focus: <i>Sorrow for sin is the most important part of the Sacrament of Reconciliation.</i>	

Liturgical Focus: *The Confession of Sin and Penance*

### Chapter 5 We Are Forgiven .....

Ritual Focus: <i>Prayer over the Candidates The Forgiving Father (Luke 15:11-24)</i>	48A-57
Faith Focus: <i>The Sacrament of Reconciliation forgives sins and reconciles us with God and one another.</i>	

Liturgical Focus: *Prayer of Absolution*

### Chapter 6 We Go Forth .....

Ritual Focus: <i>Sprinkling with Water and the Sign of Peace Jesus Appears to the Disciples (John 20:19-23)</i>	58A-67
Faith Focus: <i>We are sent forth to bring forgiveness and peace to others.</i>	

Liturgical Focus: *Proclamation of Praise and Dismissal*

## Catholic Source Book

Words of Faith .....	68-73
Celebrating Reconciliation .....	74-75
Sources of Morality .....	76-77
Catholic Prayers .....	78-81

## Program Resources and Activity Masters

We Are Called .....	CE1
We Are Welcomed .....	CE2
We Reflect .....	CE3
We Are Sorry .....	CE4
We Are Forgiven .....	CE5
We Go Forth .....	CE6

# Eucharist Young People's Lessons

<b>Eucharist</b> .....	82–83
<b>Welcome</b> .....	84–85
<b>Faith Journey</b> .....	86–87

## Chapter 7 We Belong ..... 88A–97

<b>Ritual Focus:</b>	<i>Renewal of Baptismal Promises The Vine and the Branches (John 15:1–17)</i>
<b>Faith Focus:</b>	<i>The Sacraments of Initiation, Baptism, Confirmation, and Eucharist make us members of the Church.</i>
<b>Liturgical Focus:</b>	<i>Sacraments of Initiation</i>

For Restored Order implementation, use these two sessions after Chapter 7:

<b>Restored Order (Confirmation): Gifts of the Spirit</b> .....	CE15–25
<b>Restored Order (Confirmation): We Are Holy</b> .....	CE26–36

## Chapter 8 We Gather ..... 98A–107

<b>Ritual Focus:</b>	<i>Procession and Gloria The Early Christians (Acts 2:42–47)</i>
<b>Faith Focus:</b>	<i>We gather as a united community.</i>
<b>Liturgical Focus:</b>	<i>Introductory Rites, Gloria</i>

## Chapter 9 We Are Forgiven ..... 108A–117

<b>Ritual Focus:</b>	<i>Penitential Act The Call of Matthew (Matthew 9:9–13)</i>
<b>Faith Focus:</b>	<i>Eucharist is a Sacrament of unity and forgiveness.</i>
<b>Liturgical Focus:</b>	<i>Penitential Act</i>

## Chapter 10 We Listen ..... 118A–127

<b>Ritual Focus:</b>	<i>Signing The Sower (Matthew 13:1–23)</i>
<b>Faith Focus:</b>	<i>God is present in Scripture.</i>
<b>Liturgical Focus:</b>	<i>The Liturgy of the Word</i>

## Chapter 11 We Prepare ..... 128A–137

<b>Ritual Focus:</b>	<i>Honoring the Cross The Washing of the Feet (John 13:1–16)</i>
<b>Faith Focus:</b>	<i>The Mass is a sacrifice.</i>
<b>Liturgical Focus:</b>	<i>Preparation of the Gifts</i>

## Chapter 12 We Remember and Give Thanks ..... 138A–147

<b>Ritual Focus:</b>	<i>Mystery of Faith The Last Supper (Matthew 26:26–28, Luke 22:14–20)</i>
<b>Faith Focus:</b>	<i>We remember the many ways God has saved us.</i>
<b>Liturgical Focus:</b>	<i>Eucharistic Prayer, Consecration, Mystery of Faith, Great Amen</i>

## Chapter 13 We Share a Meal ..... 148A–157

<b>Ritual Focus:</b>	<i>Sharing a Meal The Bread of Life (John 6:30–58)</i>
<b>Faith Focus:</b>	<i>We receive the Body and Blood of Jesus, the Bread of Life.</i>
<b>Liturgical Focus:</b>	<i>Communion Rite</i>

## Chapter 14 We Go Forth ..... 158A–167

<b>Ritual Focus:</b>	<i>Blessing for Mission Pentecost (Acts 2:1–41)</i>
<b>Faith Focus:</b>	<i>The Holy Spirit helps us do Jesus' work.</i>
<b>Liturgical Focus:</b>	<i>Dismissal</i>

# Catholic Source Book

<b>Words of Faith</b> .....	168–173
<b>Order of Mass</b> .....	174–185
<b>Receiving Communion</b> .....	186–187
<b>Catholic Prayers</b> .....	188–191
<b>Index</b> .....	192

# Program Resources and Activity Masters

<b>We Belong</b> .....	CE7
<b>Restored Order (Confirmation): Gifts of the Spirit</b> .....	CE15–25
<b>Restored Order (Confirmation): We Are Holy</b> .....	CE26–36
<b>We Gather</b> .....	CE8
<b>We Are Forgiven</b> .....	CE9
<b>We Listen</b> .....	CE10
<b>We Prepare</b> .....	CE11
<b>We Remember and Give Thanks</b> .....	CE12
<b>We Share a Meal</b> .....	CE13
<b>We Go Forth</b> .....	CE14

**Rite of Penance**

"By receiving repentant sinners and leading them to the light of the truth, the confessor fulfills a paternal function; he reveals the heart of the Father and reflects the image of Christ, the Good Shepherd" (no. 10c).

**Catechism Connection**

To deepen your own background and reflection on the Sacrament of Reconciliation, refer to the *Catechism of the Catholic Church, 1441–1445*.

**Catechist Resources****A New Look at Grace: A Spirituality of Wholeness**

Bill Huebsch

Twenty-Third Publications

*Helps the reader rediscover the power and beauty of God's grace*

**Blessings and Prayers Throughout the Year: A Resource for School and Parish**

Elizabeth McMahon Jeep

Liturgy Training Publications

*Provides prayers, blessings, rituals, and songs for occasions throughout the school year*

**Young People's Resources****Jesus, I Feel Close to You**

Denise Stuckey

Paulist Press

*Children recount how their everyday lives parallel experiences Jesus had*

**Jesus Stories: Zacchaeus (17 min)**

Vision Video

*The "Jesus Heals" segment of this video recounts the story of Zacchaeus*

**Catechist Formation**

"I must stay at your house today."

Luke 19:5

**We Belong to God**

When we hurt someone, we are often afraid to approach the person to say we are sorry and to ask forgiveness. We may hesitate because we fear retaliation or a rebuff. When a break occurs in our relationship with God, however, we have no need for such fear. Jesus, in his life and ministry, showed us the face of a God, who always welcomes the sinner. Many times Jesus gathered with sinners, and each time he proclaimed the compassion and mercy of God the Father.

Christians die and rise with Christ in the Sacrament of Baptism. The Sacrament of Penance and Reconciliation provide sinners with an opportunity to renew their union with God. In this sacrament the priest represents the person of Christ in a loving and welcoming way.

**We Are Welcomed**

The Rite of Penance conveys God's welcome through its opening greeting and through the proclamation of God's word that recalls his endless love for all people. The priests who celebrate this sacrament make every attempt to be people who reflect the care, acceptance, and mercy of Christ. In this way, those who participate in this sacrament hear Jesus speaking to them, and they encounter Christ as people of two thousand years ago encountered him. The light of Christ, seen in the baptismal candle, is once again rekindled in the lives of those who seek God's mercy.

*Which people in your life have reflected God's love and mercy to you?*















*What scripture passages most help you understand God's great mercy?*

**Catechist Prayer**

God of love, visit me this day with your tender mercy. Give me the confidence to live fully as your own child, created in your image. Amen.

# Lesson Planner

www.harcourtreligion.com  
 Visit our Web site for additional resources and information.

	OBJECTIVES	LESSON PROCESS	ACTIVITIES	MATERIALS
<b>CELEBRATE</b> 15 minutes Pages 18–19	Ritual Focus <i>Renewal of Baptismal Promises</i> To experience a celebration of the word, including the Renewal of Baptismal Promises	Celebrate the opening prayer.		PROGRAM RESOURCES  <i>Songs of Celebration</i> CD, track 2  OTHER MATERIALS Bible, prayer table, candle, large glass bowl filled with water, small tree branch with leaves
	To explore the meaning of the ritual action	Complete the activity.  Read about and discuss <b>holy water</b> .  Present what sin is.  Read about and discuss <b>candles</b> .	 <b>Reflect</b> Young people reflect on the experience of the celebration and the meaning of the Renewal of Baptismal Promises.	
<b>REMEMBER</b> 30 minutes Pages 22–23	Faith Focus <i>What happens when Jesus welcomes us?</i> To show that Jesus welcomes sinners	Discuss how Jesus brings us good news.  Proclaim the Gospel story. <i>Luke 19:1–10</i> Complete the activity.	 <b>Share</b> Young people write a song about welcoming Jesus.   <b>Faith at Home</b> Suggested activities for the home	PROGRAM RESOURCES  <i>Songs of Celebration</i> CD, track 2  Copies of Activity Master 2, p. CE2
	Faith Focus <i>How are we welcomed in the Sacrament of Reconciliation?</i> To explain how we are welcomed in the Sacrament of Reconciliation	Identify Reconciliation as a second chance at living a good life.  Discuss free will, mortal sin, venial sin, and communal and <b>individual celebrations</b> of Reconciliation.  Read about the <b>Reconciliation room</b> .	 <b>Faith at Home</b> Suggested activities for the home	
<b>LIVE</b> 15 minutes Page 26	To reflect on preparing for Reconciliation	Introduce the activity. Pray the Closing Blessing.  Read aloud the People of Faith story about Saint Monica.	 <b>Respond</b> Young people sketch ways of preparing for Reconciliation.	PROGRAM RESOURCES  <i>Songs of Celebration</i> CD, track 2
<b>FAITH AT HOME</b> Page 27	 <b>Faith at Home</b> To introduce the different parts of the Faith at Home page	Review the Faith at Home page.  Encourage young people to share this page at home.	 <b>Act</b> Suggested activities for the home	PROGRAM RESOURCES Reconciliation Family Guide, pp. 18–19

# CELEBRATE

## Objective

To experience a celebration of the word, including the Renewal of Baptismal Promises

## Preparation

Familiarize yourself with the movements of the ritual focus for the Renewal of Baptismal Promises on page 18.

Prepare the prayer space ahead of time. You will need:

- a Bible
- a table covered with a white cloth
- a candle and a large glass bowl filled with water on the prayer table
- a small tree branch

Use the *Songs of Celebration* CD, track 2, to rehearse the suggested song, "We Are Marching/Siyahamba," or one of the optional music suggestions on page 19.

Select a young person to carry the Bible in procession.

## We Gather

Invite young people to assemble with their books for a procession.

- Direct them to follow you and the young person carrying the Bible.
- As you process, lead young people in singing using the *Songs of Celebration* CD, track 2.
- When all are assembled in the prayer space, light the prayer candle.
- Begin the prayer, and lead young people in the Sign of the Cross.

Follow the order of prayer on pages 18–19.


CHAPTER 2 **We Are Welcomed**

**We Gather**

**Ritual Focus: Renewal of Baptismal Promises**

**Procession**

As you sing, walk forward slowly. Follow the person carrying the Bible.

 Sing together.

We are marching in the light of God,  
We are marching in the light of God,  
We are marching, we are marching in the light of God.  
We are marching, we are marching in the light of God.

South African Traditional

**Leader:** Let us pray.

Make the Sign of the Cross together.

**Leader:** Jesus is the Light of the World.  
Light the candle.  
Let us renew our baptismal promises now.  
Do you reject sin so as to live in the freedom of God's children?

**All:** I do.

**Leader:** Do you reject Satan, and all his works, and all his empty promises?

**All:** I do.

18



## Ritual Background

**Bearing the Light of Christ** One of the beautiful "explanatory rites" following the water bath of Baptism is the giving of a candle lit from the Paschal candle. The gesture of taking the flame from the Paschal candle expresses that this lighted candle signifies a sharing in the light of Christ.

The words the priest says at this point also recall the parable of the wise and foolish maidens. The wise young women kept their lamps burning, and were ready to enter the marriage feast when the bridegroom came.

When the newly baptized receive their candles, the priest urges them to "keep the flame of faith alive in your hearts. When Christ comes, may you go out to meet him with all the saints in the heavenly kingdom."



**Leader:** Do you believe in God, the Father almighty, in Jesus Christ, his only Son, our Lord; in the Holy Spirit and the holy catholic Church?

**All:** I do.

BASED ON RITE OF BAPTISM FOR CHILDREN, 145–146

Sprinkle young people with water.

Make the Sign of the Cross as you are sprinkled with water.

**Leader:** A reading from the Holy Gospel according to Luke.  
Glory to you, O Lord.


**All:** Read Luke 19:1–10.  
The Gospel of the Lord.  
Praise to you, Lord Jesus Christ.

Sit silently.

## We Go Forth

**Leader:** Loving Father, thank you for the Light of Christ. Send us the Holy Spirit to help us live as children of the light.

**All:** Amen.

 Sing the opening song together.

## We Listen

**Leader:** Good and gracious Father, send us the Holy Spirit to open our hearts to the good news of your Son, Jesus, the Light of the World. We ask this in his name.

**All:** Amen.



19



## Liturgical Background

**Renewal of Baptismal Promises** The practice of renewing Baptismal Promises is relatively new to the liturgy. It dates from 1951, when the Easter Vigil was reformed under Pope Pius XII.

The Renewal of Baptismal Promises was:

- an attempt to revitalize the faith of the congregation
- an attempt to strengthen the baptismal focus of Easter
- intended to help everyone understand the connection between the new life of Baptism and the Resurrection of Jesus celebrated at Easter

In the United States, all the faithful renew baptismal promises at the Masses of Easter day.


## Ritual Focus: Renewal of Baptismal Promises

- Invite young people to gather around the prayer table.
- Lead the Renewal of Baptismal Promises.
- Dip the small branch in the water, and sprinkle young people with water.

## We Listen

For the proclamation of the Gospel, you may use a Bible or the adapted reading in the *Candidate's Book* on pages 22–23.

## We Go Forth

- Lead the closing prayer.
-  As the group processes back to their seats, have them sing *Songs of Celebration* CD, track 2, “We Are Marching/Siyahamba,” or one of the optional music suggestions.

### Optional Music Suggestions

“Yes Lord I Believe,”

© John Burland,  
Ovation Music Service

“Salmo 99: Nosotros somos su pueblo,”

© Jaime Cortez. Published by OCP

“All Are Welcome,”

Marty Haugen © GIA Publications

# CELEBRATE

## Objective

To explore the meaning of the ritual action of the Renewal of Baptismal Promises

## Liturgical Catechesis

The purpose of this section is to help young people reflect on their experiences of the signs, rituals, prayers, and gestures of the celebration, and to lead them to express their own meaning of the experiences. Allow young people to share their experiences without commenting on them.

## The Light of Christ

- On the board or chart paper, write the following questions: What did you see? What did you hear? What did you do?
- Guide young people to reflect on the celebration by reviewing what happened in the prayer.
- Invite young people to share their responses to the questions.

## Reflect

- Have the young people complete the activity.
- Invite volunteers to share their responses.

### Holy Water

- Invite a volunteer to read aloud the text.
- Explain where holy water fonts or baptismal pools are located in your parish church. Encourage young people to use the holy water from the font or pool to make the Sign of the Cross the next time they are in church.

CELEBRATE

## The Light of Christ



### Holy Water

Water blessed by a priest for a religious purpose is called **holy water**. We use holy water to make the Sign of the Cross and to remember our Baptism.



## Reflect

**Renewal of Baptismal Promises** During the celebration you renewed your baptismal promises and were sprinkled with holy water. Think about the next week, and write a paragraph about how you will keep your baptismal promises throughout the week.

---

---

---

---

---

---

---

---

---

---



20



## Additional Activity

**Paraphrase Baptismal Promises** Obtain the full text of the Baptismal Promises from a ritual booklet.

- Make a handout listing the promises. Leave space after each promise.
- Invite young people to paraphrase the promises with words that are meaningful to them.
- Do one or two promises as a class to help young people understand the exercise.
- Have young people work in pairs or small groups to complete the sheet.
- When they have finished, have volunteers share their paraphrases.

## Children of the Light

At Baptism we receive a candle. The priest prays that we will walk as children of the light. We are children of the light when we make choices to grow in our friendship with Jesus and the Church, and to love and care about other people.

Sometimes we do not act like children of the light. Even though we love our family or friends, we may choose to do things that are unloving. Even though we feel sorry for people who are poor or in need, we do not reach out to them. Sometimes we choose not to care about or share what we have with them. When we do that, we choose sin.

We know what it is like to choose to do something wrong. We know what it is like to feel sorry and want to make up. What if we never got a second chance?



### Candles

Candles are signs of Christ, the Light of the World. Candles are used at the altar during Mass. The most important candle used in the Sacraments is the **Paschal candle**. This candle is burned at the Easter Vigil and burned during the Masses of the Easter season. It is also burned at baptisms and funerals throughout the year. Sometimes candles are placed before the altars of Mary and the saints. These candles are a sign of respect and prayer.



21

## Children of the Light

- Invite young people to read the first paragraph silently.
- Organize the group into smaller groups and give them 2 minutes to make a list of choices young people can make to grow in their friendship with Jesus and the Church. Have them share the lists with the whole group.
- Summarize the second paragraph and spend some time talking about what sin is and is not.
- Use the teaching tip below to help you.
- Discuss young people's experiences of getting a second chance.



### Candles

- Invite volunteers to read the text aloud.
- Have young people recall where candles are located in the parish church.



## Teaching Tip

**Clarifying concepts** Some young people may have difficulty distinguishing among mistakes, accidents, and sins.

- Provide the class with several age-appropriate examples of each.
- Discuss each example with young people, asking them to suggest why the action was or was not sinful.
- Remind them that sins are deliberate wrong and hurtful actions. Mistakes and accidents are not done on purpose and therefore are not sins.



# REMEMBER

## Objective

To show that Jesus welcomes sinners

## Faith Focus

**What happens when Jesus welcomes us?**

List young people's responses on the board or on chart paper.

## Jesus Brings Good News

- Ask young people how they can tell whether someone cares about them. **Possible responses: The person spends time with them; the person tries to get to know them.**
- As you summarize the paragraph, point out how Jesus showed that he cared about people.



Scripture

LUKE 19:1-10

## Zacchaeus

- Gather the group into a story circle or in the prayer space. Remind them that they will be hearing the Gospel story from Luke again.
- Ask what they remember from hearing the Gospel during the celebration.
- Call attention to the illustration. Ask young people to point out the main characters.
- Invite several young people to mime the actions of Jesus, Zacchaeus, and the crowd as other volunteers read the story aloud.

REMEMBER

## Jesus Brings Good News

Faith Focus

**What happens when Jesus welcomes us?**

Jesus welcomed sinners. He ate and drank with them. He gave them a second chance. He told them stories about God. He healed and forgave them. When people got to know Jesus, they changed.



## Zacchaeus

LUKE 19:1-10

One day Jesus was going through the town of Jericho. The crowds gathered to see him. He did not plan to stop there. Now a man there named Zacchaeus, who was a chief tax collector and also a wealthy man, was seeking to see who Jesus was; but he could not see him because of the crowd, for he was short in stature. So he ran ahead and climbed a sycamore tree in order to see Jesus.

When he reached the place, Jesus looked up and said to him, "Zacchaeus, come down quickly, for today I must stay at your house." Zacchaeus came down quickly and welcomed Jesus to his house with joy.

22



## Scripture Background

**Lucan themes** This story includes three important themes of Luke's Gospel.

- An outcast receives Jesus with praise and joy and then testifies to the mercy of God at work in his life.
- Jesus is on his way to Jerusalem preaching the Gospel, and challenging his hearers to evaluate their lives.
- Jesus proclaims salvation has come "today" to the house of Zacchaeus.

In the Gospel of Luke, Jesus is often found eating with and speaking to "tax collectors and sinners." (See *Luke 5:30*, *Luke 7:34*, and *Luke 15:1*.) His association with these people is a source of controversy and of rejection on the part of the Jewish religious leaders of the times.

Throughout the Gospel of Luke there is an insistence that it is not people's prejudices or occupations that separate the righteous from sinners but their response to Jesus and to his message.



The people in the crowd were not happy. They said, "He has gone to stay at the house of a sinner." They did not think Jesus should be around sinners.

Zacchaeus told Jesus, "I will give half of my possessions to the poor. If I have taken anything from anyone, I will pay them back four times more."

Jesus said, "Zacchaeus, today God's forgiveness has come to your house."

BASED ON LUKE 19:1-10

❓ Why do you think Jesus decided to stay at Zacchaeus' house?

❓ How would you feel if Jesus came to your house? How would you change?

### Quiet Time

Read the Scripture story with your family members. Discuss responses to the questions, and talk about how Zacchaeus changed after he met Jesus. Discuss ways your family welcomes people.

### Share

**Write a song** With a partner or in a small group, write words to the tune of "We Are Marching" that describe what you might do to welcome Jesus into your lives.

---

---

---

---

---

23



## Cultural Background

**Tax collectors** Absent landlords and oppressive Roman rule made life for the peasant Jews of Israel difficult. "Tax-collectors" came to be regarded as "sinners" because they performed undesirable work for the Romans. Not only did they collect taxes for the enemy but they often took extra profit for themselves. Jewish national pride fed on hopes that someday the Romans would be overthrown and once again, they would maintain their Jewish identity as a people, a nation, and a religion. Collecting taxes for the Romans only postponed Jewish hopes for that reality.



- ❓ Invite young people to work with a partner or small group to share their answers to the questions. **Possible responses:** He wanted to be kind. He rewarded Zacchaeus for going up into the tree. He wanted to get to know Zacchaeus.
- ❓ Discuss each group's answer to the second question. **Accept all reasonable responses.**

## Share

- Play "We are Marching/Siyahamba" from the *Songs of Celebration* CD, track 2, to help young people recall the melody.
- Point out that song lyrics often rhyme, but they do not have to.
- Allow time for young people to complete the activity.
- Encourage young people as they work.
- Invite volunteers to recite or sing their lyrics to the class.

### Activity Master

You may wish to use Activity Master 2 on page CE2 to further integrate the meaning of the Gospel story.

We Are Welcomed	
Zacchaeus promised to give half his possessions to the poor.	11
Zacchaeus promised to pay back four times more if he had taken anything from anyone.	12
Zacchaeus promised to give half his possessions to the poor.	13
Zacchaeus promised to pay back four times more if he had taken anything from anyone.	14
Zacchaeus promised to give half his possessions to the poor.	15
Zacchaeus promised to pay back four times more if he had taken anything from anyone.	16

▲ Activity Master 2

## Review

- Jesus welcomed sinners.
- The story of Zacchaeus shows that God forgives everyone who is sorry.

# REMEMBER

## Objective

To explain how we are welcomed in the Sacrament of Reconciliation

## Faith Focus

### How are we welcomed in the Sacrament of Reconciliation?

List young people's responses on the board or on chart paper.

## Second Chance

- Write the terms *mortal sin*, *venial sin*, *individual celebration*, and *communal celebration* on the board or on chart paper.
- Encourage young people to speculate on the content of the pages by using the Focus Question and the highlighted vocabulary terms as clues.
- List the different names for this sacrament on the board or on chart paper so that young people can recognize them as one sacrament.
- As you work through the material, have a Venn diagram on the board or on chart paper. Use it to highlight similarities and differences between the two types of sins.

### Reconciliation Room

- Refer to the illustrated glossary on page 72 to show young people a picture of a Reconciliation room.
- With the young people, visit the Reconciliation room in your parish church, or describe where it is. If you do not visit as a class, encourage young people to visit it when they attend Mass with their families.

## Second Chance

REMEMBER



### Reconciliation Room

The place where individuals celebrate the Sacrament of Reconciliation is called a **Reconciliation Room**. The room is set up so we can sit face-to-face with the priest, or we may choose to kneel or sit behind a screen while we speak to him. The priest cannot ever tell what we say to him during the Sacrament of Reconciliation.

### Faith Focus

#### How are we welcomed in the Sacrament of Reconciliation?

When God created us, he gave us free will. This is the ability to choose between right and wrong. When we choose to do what we know is wrong, we sin.

One of the ways we can show we are sorry for our sins and ask God's forgiveness is in the **Sacrament of Reconciliation**. We also call this the **Sacrament of Penance**, the Sacrament of Forgiveness, or Confession.

We can celebrate this Sacrament again and again. It is necessary to do so when we choose to completely turn away from God's love and separate ourselves from God's life. This is called a **mortal sin**. For a sin to be mortal, it must be seriously wrong, we must know it is seriously wrong, and we must freely choose to do it anyway. We can also celebrate this Sacrament for less serious sins that weaken our friendship with God. A less serious sin is called a **venial sin**.



24



## Catechist Background

**Sin** Emphasize that an act is sinful when:

- I know something is wrong and I choose to do it anyway.
- I stop and think about whether I should do it and I decide I will do it.
- I actually do it.



Sometimes young people have difficulty discerning what a sin is and what the difference is between mortal and venial sin.

Younger children may judge the seriousness of a sin by how much material damage is done or by how upset significant adults become over the action. This is a developmental issue. As children mature, they will become clearer about distinctions between a serious (mortal) sin and a less serious (venial) sin. It is important to help them clarify when something is a serious matter and what constitutes full consent of will.

## Preparation and Welcome

The Church celebrates Penance in two ways. In **individual celebrations** the person seeking forgiveness meets with the priest individually and in private. In **communal celebrations** groups of people gather to listen to God's word and pray together. Then each person tells his or her sins privately to the priest.

In the Sacrament of Reconciliation the priest acts in the place of Jesus. The priest is a sign of God's forgiveness. He prepares to welcome us to the Sacrament of Penance by praying to the Holy Spirit. He asks the Holy Spirit to help him tell us about God's love and forgiveness.

We prepare for the Sacrament by praying to the Holy Spirit and looking at our actions. Whether we celebrate the Sacrament of Penance individually or as a group, we begin with the Sign of the Cross. Then the priest prays words like these:

"May God who has enlightened every heart, help you to know your sins and trust in his mercy."

We answer, "Amen."

- 2 How will you ask the Holy Spirit to help you look at your life?

### Volunteer Home

Discuss responses to the question on the page. Ask family members to share how they prepare to celebrate the Sacrament of Reconciliation. When you are at church this week, ask a family member to show you the Reconciliation Room.



25

## Preparation and Welcome

As with the previous page, consider using a Venn diagram on the board or on chart paper to highlight similarities and differences between individual celebrations and communal celebrations of Reconciliation.

- Emphasize that only a priest may hear confessions, and that he may never tell what he has heard in confession.
- Discuss the role of the Holy Spirit in enlightening us about our sins.
- Have volunteers role-play with you the priest's welcome and their response as it is found in the last paragraph.
- 2 Invite volunteers to answer the question.  
**Accept all reasonable responses.**

## Review

- We can receive Reconciliation many times.
- Serious sins are called mortal sins; less serious sins are called venial sins.



## Sacrament Background

**Confession to a priest** The practice of an individual confessing to a priest developed during the sixth to the ninth centuries within monastic communities where members of the community would talk about their failures and specific sinful actions with a priest who would pray with them and give them a penance.

Earlier, Reconciliation was only celebrated by persons who had committed very serious and public sins, such as murder, adultery, or apostasy. When they had a change of heart, they would confess their sin to the bishop and seek reconciliation with the community and God. The bishop would give them a public penance, which could be very long and severe. After the person had fulfilled their penance and showed signs of conversion, they would be admitted back to the Eucharist.



## Objective

To reflect on preparing for Reconciliation

## Preparing to Celebrate

## Respond

- Explain the activity.
- Brainstorm with young people some of the things that they might do to prepare for Reconciliation. Point out that they can use these ideas or other ideas for their sketches.
- Set a time limit.
- Invite volunteers to explain their sketches to the class.

## Closing Blessing

- Gather the group into a prayer circle with their books.
- Begin with the Sign of the Cross.
- Read aloud the People of Faith story about Saint Monica.
- Pray the prayer.

End with *Songs of Celebration* CD, track 2, "We Are Marching/Siyahamba."

## Preparing to Celebrate

LIVE

## Respond

**Create a sketch** In the space below, create a sketch of ways you will prepare to celebrate the Sacrament of Reconciliation.



## Closing Blessing

Gather and begin with the Sign of the Cross.

**Leader:** God, our Gracious Father, you welcome us as your children. Increase our faith and make us strong.

**All:** Hear us, we pray.

**Leader:** God, our Gracious Father, you call us to change and grow. Make our light burn brighter for you.

**All:** Hear us, we pray.

**Leader:** God, our Gracious Father, help us to know our sins and trust in your mercy.

**All:** Hear us, we pray.

 Sing together.

We are marching in the light of God,

We are marching in the light of God.

We are marching, we are marching in the light of God.

We are marching, we are marching in the light of God.

South African Traditional

28

## People of Faith: A Story

**Saint Monica** Monica was a Christian and she was married early in life to a pagan official who had a very violent temper. Monica's married life was not happy. Since Monica was a Christian, she continued to pray and do good works. Her words and example helped many women in her town. Monica and her husband had three children. Monica's husband would not allow them to be baptized. However, Monica continued being a child of the light and, by her prayer and example, her husband became a Christian and her oldest son Augustine turned from a sinful life and became one of the most important leaders in the early Church.



C. 333–387

## Faith at Home

### Faith Focus

- At Baptism we are called to walk in the light.
- Sin is a choice.
- The Sacrament of Reconciliation forgives sins committed after Baptism.

### Ritual Focus Renewal of Baptismal Promises

The celebration focused on the Renewal of Baptismal Promises. You renewed your baptismal promises and were sprinkled with holy water. During the week, use the text on pages 18–19 with your family members, and have them renew their baptismal promises with you.

### Family Prayer

Loving Father, we give you thanks for all the ways you make yourself known to us. Help us to continue to spread the Light of Christ in our world. We ask this in the name of your Son, Jesus. Amen.



**Share Together** Read Luke 19:1–10. Talk about what it must have been like for Zacchaeus to have Jesus come to his house and the changes he made after he met Jesus. Then invite family members to list people whose example caused them to change something in their own lives. Have each person read the names on his or her list. After each name, pray together, "God bless you for being a light in our life."

**Do Together** Together, think about and share the names of some people that your family could contribute some light and joy to. Remember that even small things can brighten someone's day. Choose one of the people, and plan what you will do to brighten his or her life.



GO [www.osvcurriculum.com](http://www.osvcurriculum.com)  
Visit our website for weekly Scripture readings and questions, family resources, and more activities.

27

## Faith at Home

Review the five parts of the Faith at Home page with young people.

Encourage them:

- to ask family members to review the **Faith Focus** statements with them
- to share the **Ritual Focus: Renewal of Baptismal Promises** with family members
- to do at least one of the **Act** activities with family members
- to pray the **Family Prayer** with their family at times when the family is together
- to encourage their family members to go to [www.osvcurriculum.com](http://www.osvcurriculum.com) with them and do the activities for this chapter sometime during the week

## Looking Ahead

For Chapter 3, you will need:

- a Bible
- a large glass bowl filled with water
- a candle
- a prayer table
- the *Songs of Celebration* CD
- copies of Activity Master 3 on p. CE3 for each young person