

CONTENTS

Helps for the Teacher

Welcome!	T4
The Catechetical Ministry in the Catholic School	T4
The Foundations of Catechesis	T5
A Spiral-Thematic Curriculum Based on the Four Pillars of the <i>Catechism</i>	T6
BLEST ARE WE FAITH & WORD Program Overview	T7
BLEST ARE WE FAITH & WORD Scope and Sequence	T10
Learning Styles and Strategies	T14
Profile of the Third-Grade Child	T16
The Learning Environment	T18
Involving the Parish	T20
Involving the Family	T22
Introducing Take Home Family Time Pages	T23
Teaching Doctrine	T24
Teaching Scripture	T25
Teaching Worship	T27
Teaching Morality	T28
Introducing Faith in Action	T29
Teaching Prayer	T30
Online Resources at blestarewe.com	T31
Learning Activities	T32
Assessment	T34

Scripture


Understanding Scripture	T35
<i>A complete minicourse on the Bible for the teacher</i>	

Core Chapters	3
<i>Planning pages and step-by-step suggestions for teaching all twenty chapters of BLEST ARE WE FAITH & WORD Grade 3</i>	

Feasts and Seasons	313
<i>Eleven lesson plans on the liturgical year and major feast day celebrations</i>	

Our Catholic Heritage	391
<i>A brief survey of Catholic doctrine, organized according to the four pillars of the Catechism of the Catholic Church</i>	

Celebrating Catholic Schools Week	411
Resources	T43



Jesus Shows Us How to Forgive and Heal

Chapter

5

Background for the Teacher

Sooner or later, someone will disappoint, betray, or hurt us. When this happens, there is a natural tendency to retaliate. The Old Testament is filled with instances of sanctioned retaliation. "You shall give life for life, eye for eye, tooth for tooth . . ." (Exodus 21:23–24). But the New Testament Scriptures reveal to us Jesus' teaching about mercy and compassion: "I say to you, offer no resistance to one who is evil. When someone strikes you on [your] right cheek, turn the other one to him as well . . ." (Matthew 5:39). God establishes a new covenant with his people and, through his Son, shows us how to forgive and heal others. In Luke 5:17–26 we read the story of how Jesus not only cured the physical suffering of a paralyzed man, but he cured his spiritual ailment as well. Jesus forgave the man's sins and those of his friends. Through his mercy and compassion, Jesus showed the paralyzed man that God truly cared for him.

Our Call to Forgive Others

Saint Francis of Assisi followed Jesus Christ by devoting his life to helping the poor, the sick, and the dying. He spread Christ's message of healing and love to everyone he met. We, too, are called to be caring, compassionate, and forgiving. Such healing actions are at the heart of what it means to be Church.

Faith Focus

As Christians we are called to act with compassion and mercy toward others. We are to forgive those who hurt us.

Time for Reflection

Think about a time someone has deliberately or unintentionally hurt you. Write what you think you need to do in order to heal.

A Teacher's Prayer



Jesus, healer of all my hurts, I turn to you in times of need. Please give me the grace I need to forgive those who hurt me. Help me teach the students the importance of compassion and understanding. Heal their hurts and enable them to forgive those who have hurt them. Amen.



Take Home PAGES

Pre-chapter home activities for families




Beginning at Home

Many of the students will have spent some time with their families working with the Take Home Family Time pages at home. You can help the students connect with what was done at home by discussing the saint featured or using A Prayer for the Week at an appropriate time.

Getting ready for Chapter 5


Take Home





Jesus Shows Us How to Forgive and Heal

For most people, the family is the first experience of God's love and grace. The family also usually provides our first experiences of sinfulness and our first opportunities to forgive and heal. There are occasions when the people we love may disappoint or hurt us. When this happens God calls us to forgive them so we can continue to grow in His love.

ACTIVITY
Forgiveness Teach your child to forgive by example. Recall when you were hurt by something a family member said or did. Share how you forgive that person. Talk about how much happier you felt after forgiving the person.




WEEKLY PLANNER

On Sunday At the beginning of Mass, we reflect on our sinfulness and ask for God's forgiveness.	Saint of the Week  Saint Francis of Assisi Francis born to a wealthy family in Assisi, Italy. One day, Jesus called to him in a vision. He gave up his wealthy life and lived as a poor person. He started a new religious group called the Franciscans. Patron Saint of: animals, the poor Fest Day: October 4	A Prayer for the Week  Our Father, help us walk in Saint Francis' footsteps and follow Jesus Christ as he did. Give us the grace to act with kindness toward all we meet. May our giving come from loving you, Amen.
---	--	--

Family Time Grade 3 83

Getting ready for Chapter 5

Take Home




Scripture Background

In the Time of Jesus

Holy Land Rooftops


The roof was a distinctive feature of a first century home in the Holy Land. Made of woven branches covered with packed clay, the roof served many purposes. By law, homes were required to have a low wall along the edge of the flat roof. This helped to keep the children safe when they played there. Families also used the roof as an extra sleeping area, especially on hot nights. Women placed laundry on the roof to dry.

In Luke 5:17-26, read about a group of men who lowered their paralyzed friend through an opening in a roof so that Jesus could heal him.



OUR CATHOLIC TRADITION in Architecture

St. Michael's Cathedral
The archangel Michael is the patron saint of Kiev in Ukraine. St. Michael's Monastery of the Golden Dome was originally built there in the twelfth century. Stalin's army demolished it in 1936. The cathedral was rebuilt from scratch and completed in 2001. Artists painted and adorned the interior of the church with new frescoes and mosaics, done according to the style and techniques of the twelfth century. Its six golden domes reveal the splendor of its architecture.



84 blestarewe.com



Sunday Connection

Visit Our Web Site Teachers and parents can visit blestarewe.com for:

- resources related to the Sunday liturgy
- summary of the Sunday Scripture readings
- Reflection Question of the Week
- seasonal activities



More About the Saint of the Week

Saint Francis of Assisi Visited hospitals and cared for the sick. Believed that when you serve the poor, you serve Christ himself. Told people about Jesus' message of peace and love. Felt all God's creations, human and animal, deserved respect.



Praying A Prayer for the Week

A Prayer for the Week in Chapter 5 relates to that part of the chapter that teaches us to act with kindness and mercy because it is God's will. You might invite the students to meditate on Saint Francis' life for a few moments before beginning the prayer.

5 Jesus Shows Us How to Forgive and Heal



He shared our sadness and understood our pain.

Based on Isaiah 53:4

Share

God sent Jesus, his Son, to show us how to forgive and heal one another. Think carefully. Remember people who forgave you when you did wrong. Remember people who helped you heal when you had done wrong. How did they help you heal when you were hurting?

Activity

Look at the pictures. In what ways is Monique being hurt? Help Monique find healing and forgiveness by drawing a line to the person who can best help her. Then choose one person from the pictures. Share with a partner how that person helps Monique.



If we sin,
how can we
be forgiven
and healed?

Accept all reasonable responses.

Believe 85

Additional Activity

Drawing a Cartoon

- Give the students paper and markers.
- Ask them to draw a cartoon showing them being kind to someone.
- Allow students to pass around their cartoons so that everyone gets to view several cartoons.

Day 1

Share Objective

To identify ways we have been healed by others

1 Introduction

✦ Praying with Scripture

- Welcome the students and remind them that God's children help one another.
- Ask volunteers to suggest ways they can be of help to others.
- Call the students to the prayer corner. Light the candle. Pray the opening Scripture verse at the top of the page. Sing the unit song on page 82.
- Allow a moment for reflection.

2 Development

Personal Experience

- Invite a volunteer to read aloud the "Share" paragraph.
- Ask "Who forgave you when you did something wrong?" (*Answers will vary.*)

Doing the Activity

- Invite the students to look at the pictures as a volunteer reads the directions. Give the students time to complete the activity.
- Discuss the students' answers. Point out that the third situation was caused by the choices Monique and her friend made.

3 Conclusion

- Ask the students to name a person who helped them heal when they were hurting. (*Accept all responses.*)
- End the class by praying for the people named.

✦ **Looking Ahead** Have the students reflect on the question in the arrow, and explain that they will learn the answer in the next day's lesson.

Day 2

Hear & Believe

Objective

To understand that Jesus' power to forgive and heal comes from God

1 Introduction

Sharing Experiences

Ask "When you want to help a sick friend, what do you do?" (*Answers will vary, but may include: pray, send a card, call, email, visit.*)

2 Development

Discussing the Scripture Story

The Illustration

- Invite the children to examine the picture on pages 86 and 87.
- **Ask** "What is happening in this picture?" (*A man is being lowered through the roof.*)

The Scripture

- Tell the students that this Scripture story shows that God sent Jesus to heal us.
- Have the students work in three groups. Give each group about one third of the story to read. Have them decide how to retell their third of the story. Then have a member of each group retell their part of the story.
- **Ask** "How do you know the friends of the paralyzed man were determined to get him to Jesus?" (*They climbed onto the roof and lowered him into the house through an opening they made.*)
"Why did the man's friends go to so much trouble?" (*They had faith that Jesus would heal him.*)
"What do you think is the most important part of this story?" (*Possible responses include: the men had faith in Jesus' healing power; the men's sins were forgiven; Jesus healed the paralyzed man.*)
- Help the students understand that it was the faith of the paralyzed man and his friends that moved Jesus to heal the man and free them of their sins.

Hear & Believe

Scripture Jesus Cures a Sick Man

Crowds followed Jesus wherever he went. Many came to hear the Good News and be healed. Some were sick in body and others were troubled in spirit. They believed that Jesus had the power to heal them. One day, a group of men carried a paralyzed friend to the place where Jesus was teaching. They were sure Jesus would heal their friend.

When they arrived at the house where Jesus was speaking, there were so many people that they could not get inside!

One of them had a great idea! The men climbed on the roof. They were able to make a hole in the roof. Very carefully, they lowered their friend inside.

Seeing this, Jesus knew that they trusted him to heal their friend. He said to them, "As for you, your sins are forgiven."


But someone asked, "How can he say that? Who but God alone can forgive sins?"

To show that God had given him the power to forgive sins, Jesus said to the paralyzed man, "I say to you, rise, pick up your stretcher, and go home."

The man who had been paralyzed stood up! He picked up his stretcher and walked out of the house. The man praised God all the way home. Everyone was surprised and said, "We have seen amazing things today!"

Based on Luke 5:17-26

86



Scripture Background

Homes in Jesus' Time

- First-century village homes in Galilee were small, boxlike buildings, usually made of stone, or hand-made, sun-dried clay brick. The flat roof was made of branches woven together, placed on wooden rafters, and covered with clay that was baked hard in the sun. It would not have been difficult for the paralytic's friends to have "opened up the roof" (Mark 2:4).
- The roof, topped by a short wall (Deuteronomy 22:8), protected people from falling off, and added living space to the small homes. It was reached by climbing a ladder or narrow stairs positioned against the outer walls of the home.

Day 3

Hear & Believe

Objective

To explore the meaning of compassion and mercy

1 Introduction

Sharing Experiences

- **Ask** “What happens when we as Christians forget to act the way Jesus taught?” (*Answers may include: We may be unkind and hurt other people. We may break one of the commandments.*)
- Explain that when we follow Jesus’ teachings, people get along and help each other.

2 Development

Discussing the Scripture Story

The Photograph

- Invite the students to look at the photograph on page 88.
- **Ask** “What is happening in this picture?” (kids are playing, having fun)
- Explain that the children in the picture get along with each other. They are enjoying being with each other and living the way Jesus taught.

The Scripture

- Have the students follow along silently as you read the first paragraph of “Jesus Shows Us How to Act.”
- **Say** “Sometimes we make wrong choices and hurt each other. We need someone to teach and show us how to act.”
- Have volunteers each read one sentence of Saint Paul’s letter.
- **Ask** “What are some things Saint Paul says we should do?” (*Responses may include: tell the truth, make up, share, be kind, compassionate, forgiving.*)
- **Say** “God wants everyone to be happy. When we are kind and respectful, all people can be happy.”

Hear & Believe

Jesus Shows Us How to Act

Jesus understood the paralyzed man’s problems. He wanted the man to be happy and healthy, so he helped him. Jesus teaches us how to be compassionate and merciful. But, sometimes, Christians forget to follow Jesus’ example.

Saint Paul wrote to the Christians in Ephesus. He told them to remember what Jesus said. He told them what they should do every day. He wrote:

“Always tell the truth. If you get angry at someone, make up before the day ends. Don’t steal. Work hard so you will have something to share with your neighbors. Do not use bad language. Let your words tell people about God’s goodness. Throw all bitterness, shouting, and hatred out of your mind and your heart. Be kind to one another, compassionate, forgiving one another as God has forgiven you in Christ.”

Based on Ephesians 4:25–32

88



Scripture Background

Saint Paul’s Letter to the Ephesians


- Modern scholarship has proposed that this work is not a letter, not written by Saint Paul, and not written to the Ephesians. Although it opens and ends like a letter, its content is more like an essay. Scholars believe it was written between A.D. 80 and A.D. 100 for several churches by someone who knew Paul’s teachings very well.
- This work develops a sense of Church as universal rather than as a local community entity. The story on this page is based on a section of Ephesians that highlights the difference between non-Christian and Christian actions.

Our Church Teaches

Jesus followed his Father's will. He forgave people their sins and healed them. He acted with **compassion** and **mercy**. Jesus showed compassion to the paralyzed man because he understood the man's need and helped him. He showed mercy to the man's friends because he was kind, generous, and forgiving. Jesus tells us to do the same because it is God's will. Jesus promised that the Holy Spirit would stay with us always, to help us do God's will.

Activity

Sara wants to act with compassion and forgiveness as Jesus teaches, but she is not sure what to say. Circle the words Sara could use.



We Believe

God sent Jesus to heal and forgive us. We follow God's will when we live and act as Jesus did. The Holy Spirit is with us and guides us to do God's will.

Faith Words

compassion
Compassion means to have feeling for someone's problem and want to help. Jesus teaches us to have compassion for our neighbors.

mercy
Mercy is the great kindness and generosity of God's forgiveness and love.

How did Saint Francis show compassion to others?

89

Additional Activity

Identifying Compassion

- Arrange students in groups.
- Give each group an action photo involving several people taken from a newspaper or magazine.
- Direct the groups to decide whether or not the people in the photos are acting with compassion and mercy. If they are not, have the students suggest ways they could change their behavior.

Understanding the Doctrine

- Have a volunteer read "Our Church Teaches."
- **Say** "Jesus teaches us to act with compassion and mercy. Being compassionate isn't always easy, so Jesus promised that the Holy Spirit would guide us to do God's will."
- **Ask** "What would the world be like if all people were compassionate towards one another?" (Possible responses include: there would not be any war or prejudice; no one would be poor, or homeless.)

We Believe/Faith Words

- Reinforce the We Believe statement.
- **Ask** "Guided by the Holy Spirit, what do we try to do?" (follow God's will)
- Ask volunteers to explain the meaning of the Faith Words in their own words.

Doing the Activity

- Explain the instructions for the activity on page 89.
- Have volunteers share their answers. Encourage discussion.

3 Conclusion

- Ask the students why it is important to act with compassion and mercy. Invite them to post newspaper articles about or pictures with people showing compassion on the Unit 2 bulletin board.
- End the lesson by praying for the understanding and openness to know how to be compassionate and merciful to all people.

Looking Ahead Have the students reflect on the question in the arrow, and explain that they will learn the answer in the next day's lesson.

Day 4

Respond

Objective

To understand how Saint Francis acted with compassion and mercy

1 Introduction

Sharing Experiences

- Ask “Whom do you think is a compassionate person?” (*Responses will vary.*)
- Explain that today’s story is about someone who was very compassionate.

2 Development

Discussing the Saint Story

The Photograph

- Invite the students to look at the photograph of an actor playing the role of Saint Francis.
- Ask “What can you tell about Saint Francis from this picture?” (*Francis was poor; he wore a religious habit.*)

The Story

- Gather as many of the following story props as possible: scarves or pieces of fabric, play money, paper swords, and paper hearts. Distribute these among the students.
- On the chalkboard, print:
scarves = cloth, clothes
paper money = money, business
paper sword = soldier, battle
paper heart = happy, love, peace
- Invite the students to listen as you read the story. Have them hold up their story object when they hear a word that matches or relates to it.
- Ask “How did Saint Francis show compassion and mercy?” (*He helped the poor, sick, dying and homeless.*)
“Why do you think other people soon joined Saint Francis?” (*They were attracted by his happiness and holiness; they wanted to help others.*)
- Tell the students that Saint Francis also had compassion for all the animals of the earth. He respected everything God had made and called all God’s creatures his “sisters” and “brothers.”

Respond

Saint Francis of Assisi



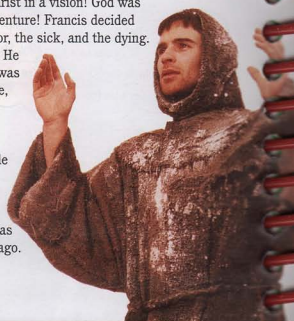
Francis was born in 1182 in Assisi, Italy. As a young boy, he wanted to be a rich cloth merchant just like his father. Francis quickly learned how to buy and sell cloth. He liked the hard work and all the money that he made. Francis enjoyed spending money, too. With all that work and money, Francis thought that he was happy.

But as Francis grew older, he became bored with his life. He wanted adventure. So, he became a soldier in the Assisi army. Once, Francis fought in a battle and was taken prisoner by the enemy.

After he was set free, Francis returned to his father’s business. But he found out that making money and selling clothes did not please him any longer. He spent a lot of time praying that the Holy Spirit would show him a better way to live.

One day Francis saw Jesus Christ in a vision! God was calling him to a new kind of adventure! Francis decided to do all he could to help the poor, the sick, and the dying. At long last, Francis was happy. He knew that by helping others he was spreading Jesus’ message of love, peace, and happiness.

Soon, many others would join Francis to work among the sick, poor, and homeless. These people became a group called the Franciscans. Today, Franciscan friars and sisters spread Jesus’ message of love and peace, just as Saint Francis of Assisi did long ago.



90



Enriching the Chapter

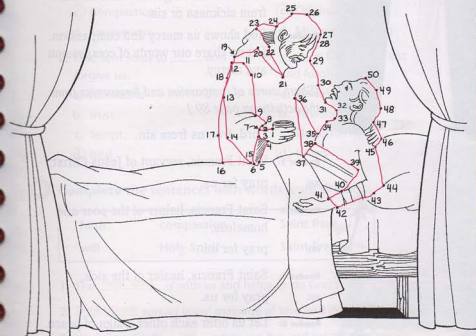
Canticle of the Sun

- Read to the students from Saint Francis’ “Canticle of the Sun” as shown below. Then ask them to illustrate this prayer.
- “O . . . good Lord God, to Thee belong . . . all blessings! Praised be my Lord God with all His creatures; and especially our brother the sun, who brings us the day, and who brings us the light . . . Praised be my Lord for our sister the moon, and for the stars which He has set clear and lovely in heaven. Praised be my Lord for our sister water . . . Praised be my Lord for our brother fire . . . Praised be my Lord for our mother the earth . . . Praise ye, and bless ye the Lord, and give thanks unto Him.”

Activities

Jesus acted with compassion and mercy when he cured the paralyzed beggar. Jesus taught that there are many ways we can be healing and forgiving. Saint Francis learned from Jesus' actions.

1. Connect the dots below to draw a picture of Saint Francis spreading Jesus' message. Then, color in the drawing.



2. Unscramble the letters to see what Saint Francis learned.

ssioocnaam + yemrc = eapce & nessimahp

compassion + mercy = peace & happiness

How do we ask for guidance to heal and forgive?

91

Additional Activity

Interviewing Saint Francis

- Using *Saints for Children* by Mary Kathleen Glavich or another resource, read several stories about Saint Francis to the children. Encourage the students to imagine that Saint Francis will be visiting your session.
- Allow all those who wish, an opportunity to portray Saint Francis.
- Invite others to ask Saint Francis questions.

Doing the Activities

1. Connecting the Dots

- Direct the students' attention to the activity. Choose a volunteer to read the directions.
- Suggest that students connect the dots and then color the drawing.

2. Unscrambling Letters

- To help students unscramble the letters, you might put the first letter of each word in the equation on the board. (*c, m, p, h*)
- Have a volunteer write the unscrambled words on the board and read aloud what Saint Francis learned.

3 Conclusion

- Ask students to tell what they think was good about the way Saint Francis lived.
- End the class by praying for the Holy Spirit's help to act with compassion and mercy.

Looking Ahead Have the students reflect on the question in the arrow, and explain that they will learn the answer in the next day's lesson.

Catholic Social Teaching

Option for the Poor and Vulnerable

Explain to the students that Saint Francis gave away all his belongings to help the poor. They might want to form a club called P.E.A.C.E. (People Eager to Assist Children Everywhere). Begin by helping the students research the needs of other children in your area.

Once you have identified needs and organizations that assist children, encourage donations of goods by the children.

Day 5

Prayer

Objective

To pray a response prayer

 Prayer Celebration

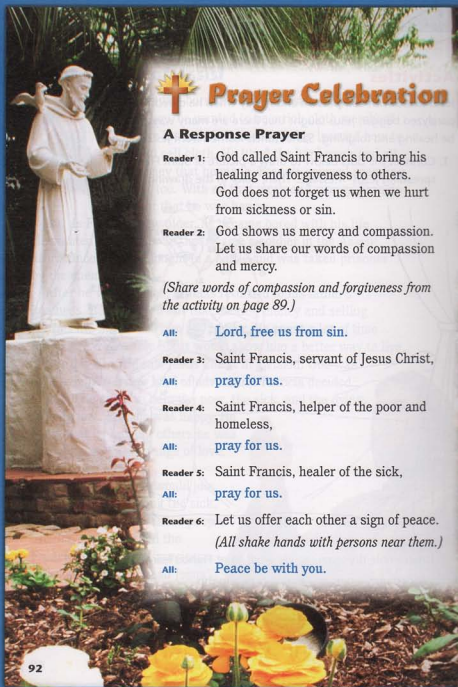
Preparing for Prayer

- Remind the students that we often turn in prayer to the saints, hoping that they will bring our needs and petitions to God for us.
- Select six readers for the prayer. If the students illustrated the “Canticle of the Sun” prayer (p. 90), call them forward, one by one, and ask them to place their drawings on the prayer table.

Say “(Name), God loves you and blesses you,” as each student places his or her drawing on the prayer table.

A Response Prayer

- Invite the readers to begin the prayer.
- Invite the remaining students to pray the response.
- At the indicated time, invite volunteers to share their words of compassion and forgiveness that they circled on page 89.
- End with the song you have chosen for the celebration.


 Prayer Celebration

A Response Prayer

- Reader 1:** God called Saint Francis to bring his healing and forgiveness to others. God does not forget us when we hurt from sickness or sin.
- Reader 2:** God shows us mercy and compassion. Let us share our words of compassion and mercy.

(Share words of compassion and forgiveness from the activity on page 89.)

- All:** Lord, free us from sin.
- Reader 3:** Saint Francis, servant of Jesus Christ,
All: pray for us.
- Reader 4:** Saint Francis, helper of the poor and homeless,
All: pray for us.
- Reader 5:** Saint Francis, healer of the sick,
All: pray for us.
- Reader 6:** Let us offer each other a sign of peace.
(All shake hands with persons near them.)
- All:** Peace be with you.



Looking Ahead to Chapter 6



Take Home

Tear out the Take Home Family Time pages for the next chapter. Remind the students to work on these at home with their parents and other family members.

Cultural Connections
bestarewe.com/familytime

Visit our Web site for the Take Home Family Time pages in Polish, Portuguese, Spanish, and Vietnamese.

5

Chapter Review

A Circle the letter of the best answer.

1. _____ means to feel sorry for someone and want to help.
 a. Power
 b. Mercy
 c. Compassion
 d. Forgiveness
2. God sent Jesus to _____ and forgive us.
 a. remember
 b. trust
 c. tempt
 d. heal
3. _____ is the sin of the first man and woman.
 a. Power
 b. Greed
 c. Original Sin
 d. Misunderstanding
4. _____ is God's kindness and forgiveness.
 a. Compassion
 b. Power
 c. Understanding
 d. Mercy

B Complete the sentences with words from the box.

faith	compassion	Saint Paul
will	Holy Spirit	Saint Francis

1. The Holy Spirit is with us and helps us do God's will.
2. Saint Francis spread Jesus' message of love and peace.
3. We follow God's will when we live and act as Jesus did.
4. Saint Paul wrote to the Christians in Ephesus and told them to be kind to one another and to forgive one another.
5. The friends of the paralyzed man had faith in Jesus' healing power.

Chapter Review 93

Day 5

Chapter Review

Reviewing the Chapter

- The Chapter Review exercises will help the students recall the important content of the chapter as well as prepare for the Chapter 5 test.
- Be sure that the students understand that God wants us to act with compassion and mercy.

Completing the Exercises

- Invite the students to complete the Chapter Review. Allow them to look back at the pages of the chapter to find answers they cannot recall. The Answer Locator gives the page number where each answer may be found.
- Be sure to discuss the answers with your class and go over concepts that were generally misunderstood or forgotten. Then have the students correct any mistakes they made.

Memory Tip

Suggest the children make a habit of thinking of all living things as their brothers and sisters as Saint Francis did.

Answer Locator

A			
1	p. 89	3	p. 87
2	p. 89	4	p. 89
B			
1	p. 89	4	p. 88
2	p. 90	5	pp. 86, 87
3	p. 89		

Day 5

Chapter Review

Optional Testing

After the students have completed the Chapter Review, you may wish to administer the Chapter 5 Test using the reproducible pages in the test book or from the CD-ROM for Grade 3. If you use the CD-ROM version of the testing program, you may customize the test to meet the needs of your class.



5

Chapter Review

C Who Am I?

Write the number of each sentence on the correct line.

1. My friends carried me to Jesus. 2 Jesus
2. I understood the sick man's problems. 3 Saint Paul
3. I advised Christians to remember what Jesus said. 4 Saint Francis
4. I prayed for help from the Holy Spirit. 5 Holy Spirit
5. I help you follow and obey God. 1 paralyzed man

D Respond to the following.

1. Write about two things Jesus did for the paralyzed man.

Answers may include: Jesus reached out to him with forgiveness and healing; Jesus made him well and forgave his sins.

2. Write about some things Christians can do to show compassion and mercy. Answers will vary.

Self-Evaluation

This session was

- one of the best.
 pretty good.
 in need of improvement.

What worked out best was _____

For next time I would change _____

I will be sure to prepare for _____

Answer Locator

C			
1	p. 86	4	p. 90
2	p. 88	5	p. 89
3	p. 88		
D			
pp. 86, 87			

Faith in Action

The Parish Council

Invite the students to turn to *Faith in Action* on page 131. Discuss the ministry and then have the students complete the related activities.