

Contents

Scope and Sequence, Grade 1	T8
Welcome to <i>We Believe with Project Disciple</i>	T10
Frequently Asked Questions	T12
Profile of a First Grade Disciple	T13
Program Overview	T14
This Year Go Green!	T22
Introductory Chapter	10

UNIT 1 Jesus Teaches Us About God's Love 17

1 God Is Our Father

Plan and Prepare	19A
Family Reproducible Master	19E
Scripture Reproducible Master	19F
Chapter Reproducible Master	19G
Lesson Plan	19
• God created the world. • God created all people. • God gives us special gifts. • God promises to love us always.	
Genesis 1:1–31; 2–3	
<i>As Catholics</i>	Angels

PROJECT DISCIPLE featuring Saint Francis of Assisi
Take Home Appreciating God's gifts in the world
Chapter Test

2 We Believe in the Blessed Trinity

Plan and Prepare	31A
Family Reproducible Master	31E
Scripture Reproducible Master	31F
Chapter Reproducible Master	31G
Lesson Plan	31
• God sent his own Son, Jesus, to us. • Jesus is God's greatest gift. • There are Three Persons in One God. • The Sign of the Cross is a prayer to the Blessed Trinity.	
John 15:9; Mark 10:13–14	
<i>As Catholics</i>	Saint Patrick

PROJECT DISCIPLE featuring The Sign of the Cross at Mass
Take Home Praying as a family
Chapter Test

3 Jesus Grew Up in a Family

Plan and Prepare	43A
Family Reproducible Master	43E
Scripture Reproducible Master	43F
Chapter Reproducible Master	43G
Lesson Plan	43
• God chose Mary to be the Mother of his Son. • Jesus was born in Bethlehem. • Jesus lived in Nazareth with Mary and Joseph. • The Holy Family obeyed God the Father and prayed to him.	
Luke 1:26–35, 38; 2:1–7	
<i>As Catholics</i>	Las Posadas

PROJECT DISCIPLE featuring The Holy Family
Take Home Making a family activity collage
Chapter Test

4 Jesus Works Among the People

Plan and Prepare	55A
Family Reproducible Master	55E
Scripture Reproducible Master	55F
Chapter Reproducible Master	55G
Lesson Plan	55
• John the Baptist helped people to get ready for Jesus.	
• Jesus shared God's love with all people. • Jesus teaches that God watches over us and cares for us. • Jesus helped all those in need.	

Luke 12:22–24; 19:1–5; Matthew 20:29–33
As Catholics Quiet Times for Prayer

PROJECT DISCIPLE featuring Sharing God's Love
Take Home Helping people who are sick
Chapter Test

5 Jesus Teaches Us About Love

Plan and Prepare	67A
Family Reproducible Master	67E
Scripture Reproducible Master	67F
Chapter Reproducible Master	67G
Lesson Plan	67
• Many people wanted to follow Jesus. • Jesus taught the Great Commandment. • Jesus taught us to love God, ourselves, and others. • Jesus taught us that all people are our neighbors.	
Matthew 22:37, 39; Luke 10:30–35	
<i>As Catholics</i>	Morning Offerings

PROJECT DISCIPLE featuring Good Neighbors
Take Home Learning about people of different cultures
Chapter Test

SEASONAL CHAPTERS

6 The Church Year

Plan and Prepare	79A
Lesson Plan	79
• The Church praises Jesus all year long.	
Chapter Reproducible Master	84A
Family Reproducible Master	84B

7 Ordinary Time

Plan and Prepare	85A
Lesson Plan	85
• The Church celebrates the life and teachings of Jesus.	
Matthew 5:9	
Chapter Reproducible Master	90A
Family Reproducible Master	90B

Unit 1 Test 91

UNIT 2 We Are Followers of Jesus 93

8 Jesus Had Many Followers

Plan and Prepare	95A
Family Reproducible Master	95E
Scripture Reproducible Master	95F
Chapter Reproducible Master	95G

Lesson Plan 95

• Jesus invited people to be his followers. • Jesus' followers believed that he was the Son of God. • Jesus showed his followers how to pray. • We pray the Lord's Prayer.

Matthew 4:18–20; Luke 8:22–25; 11:1–2

As Catholics The Title Lord

PROJECT DISCIPLE featuring Our Daily Bread

Take Home Praying the Lord's Prayer together

Chapter Test

9 Jesus Died and Rose to New Life

Plan and Prepare	107A
Family Reproducible Master	107E
Scripture Reproducible Master	107F
Chapter Reproducible Master	107G

Lesson Plan 107

• Jesus told his followers that he loved and cared for them.
• Many people gathered to welcome and praise Jesus.
• Jesus taught in the Temple in Jerusalem. • Jesus died and rose.

John 10:2, 14; 12:12–13, 19:18, 25, 30, 42;

Luke 21:37–38; Matthew 28:1–7

As Catholics We Pray Hosanna

PROJECT DISCIPLE featuring Respect for Workers

Take Home Praising God

Chapter Test

10 Jesus Sends the Holy Spirit

Plan and Prepare	119A
Family Reproducible Master	119E
Scripture Reproducible Master	119F
Chapter Reproducible Master	119G

Lesson Plan 119

• The risen Jesus visited his followers. • Jesus Christ promised that the Holy Spirit would come to his followers.
• The Holy Spirit was sent to Jesus' followers. • The Holy Spirit is the Third Person of the Blessed Trinity.

Luke 24:36, 49; John 21:2–12;

Acts of the Apostles 2:1–4

As Catholics Symbol of the Holy Spirit

PROJECT DISCIPLE featuring Pentecost

Take Home Joining the parish for breakfast

Chapter Test

11 The Holy Spirit Helps the Church to Grow

Plan and Prepare	131A
Family Reproducible Master	131E
Scripture Reproducible Master	131F
Chapter Reproducible Master	131G

Lesson Plan 131

• The Church began on Pentecost. • The first members of the Church did many things together. • The Holy Spirit helped the Church to grow. • The Holy Spirit helps the Church today.

Acts of the Apostles 2:36–38, 41

As Catholics Saints Peter and Paul

PROJECT DISCIPLE featuring Saying Thank You

Take Home Making a Holy Spirit poster

Chapter Test

12 The Church Serves

Plan and Prepare	143A
Family Reproducible Master	143E
Scripture Reproducible Master	143F
Chapter Reproducible Master	143G

Lesson Plan 143

• The Apostles led and cared for the Church. • The bishops lead and care for the Church. • The pope leads and cares for the whole Church. • The Church serves others.

Matthew 16:18; John 13:15

As Catholics The Vatican

PROJECT DISCIPLE featuring A Catholic Missionary

Take Home Pledging to serve others

Chapter Test

SEASONAL CHAPTERS

13 Advent

Plan and Prepare	155A
Lesson Plan	155

• The Church has a special time of waiting.

John 8:12

Chapter Reproducible Master 160A

Family Reproducible Master 160B

14 Christmas

Plan and Prepare	161A
Lesson Plan	161

• At Christmas the Church celebrates the birth of Jesus.

Isaiah 9:1–2, 5

Chapter Reproducible Master 166A

Family Reproducible Master 166B

Unit 2 Test 167

Unit 3 We Belong to the Church 169

15 We Belong to a Parish

Plan and Prepare	171A
Family Reproducible Master	171E
Scripture Reproducible Master	171F
Chapter Reproducible Master	171G
Lesson Plan	171

• Our parish is like a family. • We gather together to worship. • We work together as a parish. • Our parish helps many people.

Luke 11:1

As Catholics Catechists

PROJECT DISCIPLE featuring People in the Parish

Take Home Helping people who are hungry

Chapter Test

16 We Celebrate the Sacraments

Plan and Prepare	183A
Family Reproducible Master	183E
Scripture Reproducible Master	183F
Chapter Reproducible Master	183G
Lesson Plan	183

• Jesus celebrated God's love. • We celebrate God's love. • Jesus gave us the sacraments. • The Church celebrates Seven Sacraments.

Psalms 100:1-2

As Catholics Gifts of Creation

PROJECT DISCIPLE featuring Celebrating God's Love at Mass

Take Home Singing songs of praise and thanks

Chapter Test

17 The Church Welcomes New Members

Plan and Prepare	195A
Family Reproducible Master	195E
Scripture Reproducible Master	195F
Chapter Reproducible Master	195G
Lesson Plan	195

• The Church welcomes new members at Baptism. • At Baptism we receive God's life. • We say and do special things to celebrate Baptism. • In Baptism we are joined to Jesus and one another.

Rite of Baptism

As Catholics When We Celebrate Baptism

PROJECT DISCIPLE featuring Welcome Banner

Take Home Finding holy water in your parish church

Chapter Test

18 We Are Followers of Jesus

Plan and Prepare	207A
Family Reproducible Master	207E
Scripture Reproducible Master	207F
Chapter Reproducible Master	207G
Lesson Plan	207

• Jesus is the Light of the World. • We receive the light of Christ. • Jesus asks us to share his peace. • We can make choices as children of God.

Matthew 5:1, 9; John 8:12

As Catholics Pope Pius X

PROJECT DISCIPLE featuring Peacemakers

Take Home Praying to Jesus, the Light of the World

Chapter Test

19 We Celebrate God's Forgiveness

Plan and Prepare	219A
Family Reproducible Master	219E
Scripture Reproducible Master	219F
Chapter Reproducible Master	219G
Lesson Plan	219

• Jesus told us about God's forgiveness. • God is always ready to forgive us. • We celebrate God's forgiveness. • Jesus asks us to forgive others.

Luke 15:11-23

As Catholics The Reconciliation Room

PROJECT DISCIPLE featuring A Forgiveness Story

Take Home Forgiving others in the family

Chapter Test

SEASONAL CHAPTERS

20 Lent

Plan and Prepare	231A
Lesson Plan	231
• The Church gets ready to celebrate Jesus' Death and Resurrection.	

Ephesians 5:10

Chapter Reproducible Master	236A
Family Reproducible Master	236B

21 The Three Days

Plan and Prepare	237A
Lesson Plan	237

• The Church celebrates that Jesus died and rose to new life.

Galatians 3:26-28

Chapter Reproducible Master	242A
Family Reproducible Master	242B

UNIT 4 We Celebrate and Live Our Faith245

22 Jesus Gives Us the Eucharist

Plan and Prepare	247A
Family Reproducible Master	247E
Scripture Reproducible Master	247F
Chapter Reproducible Master	247G

Lesson Plan 247

• Jesus shared a special meal with his followers. • We celebrate what Jesus said and did at the Last Supper. • We celebrate the Sacrament of the Eucharist. • We join with our parish for the celebration of Mass.

Matthew 26:26–28

As Catholics Our Sunday Celebration

PROJECT DISCIPLE featuring The Last Supper

Take Home Listing people who help us worship at Mass

Chapter Test

23 We Celebrate the Mass

Plan and Prepare	259A
Family Reproducible Master	259E
Scripture Reproducible Master	259F
Chapter Reproducible Master	259G

Lesson Plan 259

• We gather to worship God. • We listen to God's Word. • Our gifts of bread and wine become the Body and Blood of Christ. • We grow closer to Jesus and one another.

The Roman Missal

As Catholics The Good News of Jesus

PROJECT DISCIPLE featuring Prayers from Mass

Take Home Praying for parishioners who are sick

Chapter Test

24 We Share God's Love

Plan and Prepare	271A
Family Reproducible Master	271E
Scripture Reproducible Master	271F
Chapter Reproducible Master	271G

Lesson Plan 271

• Jesus shows us how to love and serve. • When we pray, we show God that we love him. • We share God's love with our families. • We share God's love with others.

John 13:34; 20:19, 21

As Catholics Forms of Prayer

PROJECT DISCIPLE featuring Parish Priests

Take Home Sharing God's love as a family

Chapter Test

25 We Honor Mary and the Saints

Plan and Prepare	283A
Family Reproducible Master	283E
Scripture Reproducible Master	283F
Chapter Reproducible Master	283G

Lesson Plan 283

• Mary is the mother of Jesus. • The Church honors Mary. • The saints are close to God. • We honor all the saints of the Church.

Luke 1:26–28, 35

As Catholics Honoring Mary

PROJECT DISCIPLE featuring Saint Joseph

Take Home Making a family tree

Chapter Test

26 We Care for the Gifts of God's Creation

Plan and Prepare	295A
Family Reproducible Master	295E
Scripture Reproducible Master	295F
Chapter Reproducible Master	295G

Lesson Plan 295

• The world is God's gift to us. • Animals are part of God's creation. • We are all important to God. • We care for and respect all people.

Genesis 1:24–25; Matthew 7:12

As Catholics Life: A Gift from God

PROJECT DISCIPLE featuring Student Reflection

Take Home Caring for God's creation

Chapter Test

SEASONAL CHAPTER

27 Easter

Plan and Prepare	307A
------------------------	------

Lesson Plan 307

• The Church celebrates that Jesus rose to new life.

Psalm 118:24; Matthew 28:1–10

Chapter Reproducible Master	312A
-----------------------------------	------

Family Reproducible Master	312B
----------------------------------	------

Unit 4 Test 313

PROJECT DISCIPLE RESOURCES 315A

Family Survey	315B
---------------------	------

Grade 1 Log	315
-------------------	-----

End-of-Year Prayer Service	317
----------------------------------	-----

My Parish Church	318
------------------------	-----

Grade 2 Sneak Peek	320
--------------------------	-----

Reproducible Prayer Posters	320A
-----------------------------------	------

My Mass Book	321
--------------------	-----

My Prayer Book	325
----------------------	-----


Sacraments/Ten Commandments	329
-----------------------------------	-----

Glossary/Index	330
----------------------	-----

We Are Followers of Jesus

UNIT 2

Chapter 8	Jesus Had Many Followers	95
Chapter 9	Jesus Died and Rose to New Life	107
Chapter 10	Jesus Sends the Holy Spirit	119
Chapter 11	The Holy Spirit Helps the Church to Grow	131
Chapter 12	The Church Serves	143



Seasonal Chapters

Chapter 13 Advent

Chapter 14 Christmas

93

CLASS CONNECTION

Read aloud the unit title and the chapter titles. Ask the children: *What do you think you will be learning in this unit?* Invite a few volunteers to respond. Then explain to the children that they will be learning about Jesus' followers, the Holy Spirit, and the Church.

HOME CONNECTION

Project Disciple Dear Family

Sadlier *We Believe* calls on families to become involved in:

- learning the faith
- prayer and worship
- living their faith.

Highlighting of these unit family pages and the opportunities they offer will strengthen the partnership of the Church and the home.

For additional information and activities, encourage families to visit Sadlier's

www.WEBELIEVEweb.com



PROJECT DISCIPLE

DEAR FAMILY

In Unit 2 your child will grow as a disciple of Jesus by:

- appreciating that Jesus had many followers, and he taught them to pray
- understanding that Jesus died and rose to bring us new life
- learning that Jesus Christ sent the Holy Spirit to his followers
- hearing the story of Pentecost, and the ways the Holy Spirit helps the Church to grow
- recognizing that the pope and bishops lead the Church in caring for and serving others.

Celebrate!

This image is a model of the Temple in Jerusalem during Jesus' time. Jesus was Jewish, and so the roots of our Catholic faith are Jewish. If you have Jewish friends, invite them for a meal and celebrate your common heritage. Pray for all Jewish People.



Show That You Care

In Chapter 12 your child will learn about the pope and the bishops. Help your child to name the Church leaders. (Visit your parish Web site.)

Our pope is _____

Our bishop is _____

Our pastor is _____

Our parish ministers are _____

Together thank God for those who serve the Church today.

94

Reality Check

"Parents' respect and affection are expressed by the care and attention they devote to bringing up their young children and providing for their physical and spiritual needs."

(Catechism of the Catholic Church, 2218)

Pray Today

Pray the Lord's Prayer together. Talk about the ways your family can help the Kingdom of God to grow. Remind your child that you always pray the Lord's Prayer at Mass on Sunday.

Fast Facts

The Church uses several symbols to represent the Holy Spirit: a flame, a dove, clouds and light, a hand, and others. In your church, look for any symbols for the Holy Spirit. Which symbol means the most to your family?

Take Home

Each chapter in your child's *We Believe* Grade 1 text offers a "Take Home" activity that invites your family to support your child's journey to more fully become a disciple of Christ.

Be ready for this unit's

Take Home:

Chapter 8: Praying the Lord's Prayer together

Chapter 9: Praise God

Chapter 10: Joining the parish for breakfast

Chapter 11: Making a Holy Spirit poster

Chapter 12: Pledging to serve others

Overview

In Chapter 5 the children learned that Jesus teaches us about love. In this chapter the children will learn about the people who followed Jesus and what they learned from him.

Doctrinal Content

For Adult Reading and Reflection
Catechism of the Catholic Church

The children will learn:

- Jesus invited people to be his followers. 543
- Jesus' followers believed that he was the Son of God. 548
- Jesus showed his followers how to pray. 2759
- We pray the Lord's Prayer. 2776

Paragraph



Apostles (p. 97)
Lord's Prayer
(p. 101)

Catechist Background

How are you responding to Jesus' call?

The invitation Jesus gave to Peter and Andrew is amazing. "As he was walking by the Sea of Galilee, he saw two brothers, Simon who is called Peter, and his brother Andrew, casting a net into the sea; they were fishermen. He said to them, 'Come after me, and I will make you fishers of men.' At once they left their nets and followed him" (Matthew 4:18). Jesus spoke directly and they followed immediately! What we know and believe is that each of us, as a baptized Christian, is called in much the same way. Christ expects us to follow also, in whatever ways we can find to use the talents God has given us.

Later in the Gospel, we read that Jesus calmed the storm when his friends were afraid. (See Luke 8:22–25.) He took away their fear by giving them confidence in his power and by assuring them of his presence. Christ is here for us in the same way when we, too, ask for help.

Go to www.webelieveveweb.com, Catechist/Teacher, We Believe Correlations for this chapter's correlation to the Six Tasks of Catechesis.

In these incidents we see that Jesus called, he calmed, and very importantly, he also taught his disciples to pray. (See Matthew 6:5–8.) Jesus taught prayer first by his own example and then by his words. By your own prayer, you are leading in the manner that Jesus led his followers. Like him, you show both by example and by word.

These three incidents are models for each baptized person. As a catechist, you are following Christ by using your talents with your class, by asking for God's help when you need it, and by praying often.

How do you make prayer part of your life?

Lesson Planning Guide

Lesson Focus

Presentation

Materials

Day 1

page 95

We Gather in Prayer

pages 96–97

Jesus invited people to be his followers.

 *Matthew 4:18–20*



Gather together to pray in song.



Do the **We Gather** activity.

- Read the **We Believe** text about the invitation to be a follower of Jesus.



Answer Jesus' invitation.

- Reflect on the **We Respond** questions.

For prayer space: container of sand, shells, pebbles, toy sailboat (option)




"Jesus Wants to Help Us," Paule Freeburg and Christopher Walker, #7, Grade 1 CD

- costumes and props (option)
- copies of reproducible master *What's the Word*, guide page 95F

Day 2

pages 98–99

Jesus' followers believed that he was the Son of God.

 *Luke 8:22–25*

- Discuss the **We Gather** questions.
- Present the **We Believe** text about Jesus, the Son of God.
- Read the Scripture story about the storm at sea.



Act out the Scripture story.

- Share responses for **We Respond**.

- costumes and props

Day 3

pages 100–101

Jesus showed his followers how to pray.

 *Luke 11:1–2*

- Respond to the **We Gather** directives.
- Read and discuss the **We Believe** text about Jesus teaching us to pray.



Do the decorating activity.

- Discuss the **We Respond** questions.
- Read and discuss the *As Catholics* text.

- crayons or colored pencils

Day 4

pages 102–103

We pray the Lord's Prayer.



Do the **We Gather** drawing activity.

- Present the **We Believe** chart about the Lord's Prayer.



Make up actions for the prayer.

- Share responses for **We Respond**.
- Pray together.

- crayons or colored pencils
- copies of Reproducible Master 8, guide page 95G

Day 5

pages 104–105 **Project Disciple**

page 106 **Chapter 8 Test**

- Complete the **Project Disciple** activities.
- Explain the *Take Home* activity.
- Discuss/send home **Sharing Faith with My Family**, guide page 95E.
- Complete **Chapter 8 Test**.
- Work on *Alternative Assessment* activity.

- pencils
- crayons or colored pencils
- copies of **Sharing Faith with My Family** reproducible master, guide page 95E



Enrichment Ideas

Chapter Story

One day in class Amy noticed that all of her classmates had blue envelopes on their desks. The envelopes all looked the same. Amy wondered what they might be.

During recess, Amy asked her friend, Tomás, about the blue envelopes. Tomás told her that the envelopes were invitations for Lisa's birthday party. Amy was upset that she did not receive an invitation. Lisa lived on her street, and Amy thought that they were good friends. "Maybe Lisa doesn't like me anymore," Amy thought.

By the end of the school day Amy still did not receive a blue envelope. Amy was putting on her coat when Lisa walked up to her.

"Hi Amy!" said Lisa. "I'm having a birthday party next Saturday afternoon. I wanted to give you your invitation in person because we are good friends. I really hope you can come. The party won't be any fun without you!"

Lisa gave the invitation to Amy. Amy smiled and said, "Thanks, Lisa! I can't wait to come to your party!"

Amy felt better. Lisa had not forgotten her. Amy and Lisa were still good friends.

- Why do you think Lisa wanted to give Amy her invitation in person? How did this change Amy's feelings?

FAITH and MEDIA

- On Day 1, after the class has sung the song "Jesus Wants to Help Us"—and especially if you plan to sing the song in the Day 1 *Activity Bank*—explain that songs are another example of media. People all over the world use songs to tell stories ("Mary Had a Little Lamb") and send messages ("Happy Birthday to You").
- On Day 3, consider supplementing the *Multi-cultural Connection* activity with a class visit to www.webelieveweb.com to listen to the Lord's Prayer. The Web site offers audio versions of many prayers. The children can quietly listen to the audio or may pray along.


CHAPTER

PROJECT: WRITING SONG LYRICS

After you have presented Day 1's lesson, share the song lyrics from the Scripture activity in the *Activity Bank*. For Days 2 and 3, help the children write lyrics that retell the Scripture stories. Use the tune

"Here We Go 'Round the Mulberry Bush" or another familiar tune. Record the children singing the songs and share the recording with a parish religious education group or senior-citizen group.

PROJECT DISCIPLE



Additional Activities

What's the Word?

(Use on Day 1.)

Materials needed: copies of reproducible master, guide page 95F

Distribute copies of the Scripture reproducible master. Explain to the children that they will learn a song about Jesus and the fishermen. Ask the children to repeat each verse after you sing it. Then sing the song together. Once the children have learned the words, invite them to make up actions for each verse.

Make it Happen

Dedicate some classroom wall space and write the title: *Jesus, I want to be your friend and follower. I can.* . . . Distribute a sentence strip to each child. Ask the children to finish the sentence by writing a word or phrase on the sentence strip. Display the sentence strips under the title. Remind the children to look at and read the responses throughout the week.

Picture This

Materials needed: poster paper divided into 3 sections, markers

Divide children into small groups and distribute a sheet of poster paper to each group. Explain that the children will design a cartoon strip of one of the stories about Jesus from the week's lessons. You may want to provide appropriate examples of cartoon strips. Assign each group a story: Matthew 2:18–20, Luke 8:22–25, or Luke 11:1–2. Help the children to plan out their cartoon strip before they begin their designs. Use the words *first*, *next*, and *last* to guide the retelling of the stories. Display the finished cartoons.

Pray Today

Make time throughout the week to pray the Lord's Prayer as a class. When you call the children together to pray, remind them that the Lord's Prayer is the prayer Jesus taught us.

Meeting Individual Needs

English Language Learners

Work closely with children who are learning English. Whenever possible use pictures to help the children with the meanings of difficult words and concepts.

We Believe Resources

- Grade 1 *Review & Resource Book*, pages 19–21
- Grade 1 *Family Book*, pages 24–26
- Grade 1 *Assessment Book*, pages 15–16
- Grade 1 *CD-ROM Test Generator and Resource*: Use Chapter 8 Test or customize your own.
- www.webbelieveweb.com

SHARING FAITH

with My Family



Sharing What I Learned

Look at the pictures below. Use each picture to tell your family what you learned in this chapter.



Copyright © by William H. Sadler, Inc. Permission to duplicate classroom quantities granted to users of We Believe.


For All to See and Pray

Pray the Lord's Prayer with your family.
Talk about what the words mean.

Our Father, who art in heaven,
hallowed be thy name;
thy kingdom come;
thy will be done on earth as it is in
heaven.

Give us this day our daily bread;
and forgive us our trespasses
as we forgive those who trespass
against us;

and lead us not into temptation,
but deliver us from evil.
Amen.



Visit Sadlier's

www.WEBELIEVEweb.com



Connect to the Catechism

For adult background and reflection,
see paragraphs 543, 548, 2759, and 2776.

PROJECT DISCIPLE



Name _____

What's *the* Word?

Sing this song to the tune of "Here We Go 'Round the Mulberry Bush." Make up actions to do while you sing.

Jesus saw two fishermen,
two fishermen, two fishermen.
Jesus saw two fishermen,
one day as he was walking.

Jesus called, "Come follow me."
"Come follow me." "Come follow me."
Jesus called, "Come follow me."
You can be my helpers."

Both men left their nets on shore,
their nets on shore, their nets on shore.
Both men left their nets on shore
to go and follow Jesus.



Name _____

Color the border of the chart.

Share the chart with your family and friends.

The Lord's Prayer	When we pray this prayer
Our Father, who art in heaven,	We praise God. We pray to God as our loving Father.
hallowed be thy name;	We say that God is holy. We honor and respect his name.
thy kingdom come; thy will be done on earth as it is in heaven.	We ask that all people will know and share God's love. This is what God wants for all of us.
Give us this day our daily bread;	We ask God to give us what we need. We remember all people who are hungry or poor.
and forgive us our trespasses as we forgive those who trespass against us;	We ask God to forgive us. We need to forgive others.
and lead us not into temptation, but deliver us from evil. Amen.	We ask God to keep us free from anything that goes against his love.

Jesus Had Many Followers

8

Chapter 8 • Day 1

PREPARING TO PRAY

The children will sing about their belief in Jesus.

- Play the song "Jesus Wants to Help Us," #7, Grade 1 CD. Have the children practice singing.

The Prayer Space

- Display things that remind the children of the chapter's Scripture stories: Jesus calls Peter and Andrew and Jesus calms a storm at sea. A container of sand, shells, pebbles, and a toy sailboat are recommended.
- On the prayer table, place an open Bible.

✦ We Gather in Prayer

1 Jesus Wants to Help Us

We believe Jesus wants to help us.
We believe Jesus wants to help us.
We believe that Jesus
always wants to help us.

When we pray, Jesus wants to hear us.
When we pray, Jesus wants to hear us.
We believe that Jesus
always wants to hear us.

95

Lesson Plan

We Gather in Prayer — minutes

✦ Pray

- Invite the children to gather in the prayer space.
- Begin by praying the Sign of the Cross. Then have the children sing "Jesus Wants to Help Us." When they have finished singing, ask the children to silently thank Jesus for helping us and for hearing our prayers.



This Week's Liturgy

Visit www.webelieveweb.com for this week's liturgical readings and other seasonal material.

Family Connection Update

Invite the children to share their family discussions about neighbors from or living in other countries.

Chapter 8 • Day 1

Catechist Goal

- To introduce Jesus as a person who invited people to become his followers

Our Faith Response

- To accept Jesus' invitation to be his followers

Key Word Apostles

Lesson Materials

- costumes and props (option)
 - copies of reproducible master
- What's the Word?*, guide page 95F

Teaching Note

Jesus' Followers

The concept of Jesus inviting people to be his followers is more fully developed in the Grade 2 *We Believe* text. For now, explain to the children that Jesus invited many people to be his followers. Some accepted Jesus' invitation, and some did not. Some followers traveled with Jesus most of the time; some went to see him when he was near their homes.

Jesus invited people to be his followers.

WE GATHER

✚ *Jesus, please help us to be your followers.*

- ✎ Act out how you feel when you get a special invitation from a friend.

WE BELIEVE

Jesus invited people to come and be with him.
He asked people to be his followers.
Here is a story about our friend Jesus and his first followers.

 Matthew 4:18-20

Read Along

One day Jesus was walking by the sea. He saw two brothers fishing. Their names were Peter and Andrew.

Jesus invited Peter and Andrew to be his followers.
"At once they left their nets and followed him."
(Matthew 4:20)



Lesson Plan

WE GATHER

— minutes

✚ **Pray** Invite the children to pray the Sign of the Cross and the *We Gather* prayer.

Focus on Life Ask the children to think about the way they feel when they receive a special invitation from a friend. Encourage volunteers to act out these situations. Share the *Chapter Story* on guide page 95C. Tell the children that in this lesson they will learn that Jesus asked people to be his followers.

WE BELIEVE

— minutes

Invitation to Follow Read aloud the *We Believe* statement. Stress: *Jesus asked many people to be his followers.*

Share a Scripture Story Have the children look at the picture on pages 96 and 97. Ask: *What do you think Jesus is saying to the two fishermen?* Read the story. Explain: *Peter and Andrew had heard about Jesus who was going from village to village teaching. They were not just following a stranger whom they knew nothing about.*

Then read the *We Believe* text that follows the Scripture story. Stress:

- Followers of Jesus learned from him.
- Followers of Jesus shared God's love with others.

Act Out the Story If time permits, invite volunteers to act out the Scripture story. Have the children look at the picture on the pages. Ask some children to take the parts of the people sitting on the beach.

ACTIVITY BANK

Scripture

Musical, Bodily-Kinesthetic

For a Scripture activity, see *What's the Word?*, guide page 95F.

Jesus asked other men and women to be his followers, too. Those who became his followers learned from him.


They tried to act as Jesus did. They shared God's love with others as Jesus did. They became his friends.

Jesus had many followers. The **Apostles** were the twelve men Jesus chose to lead his followers.

Jesus invites each of us to be his follower, too.

Key Word

Apostles the twelve men Jesus chose to lead his followers

 If you want to be a follower of Jesus, write your name here.

WE RESPOND

Why do you want to be a follower of Jesus?

How can you follow him?

WE RESPOND

___ minutes

Present the Key Word Write the word *Apostles* on the board. Explain: *Peter and Andrew were two of Jesus' Apostles. They became leaders of Jesus' many followers.*

Do the Activity Ask: *Do you want to be a follower of Jesus?* Ask the children to write their names on the line provided.

Quick Check

- ✓ What did Jesus invite people to do? (Jesus invited people to be his followers.)
- ✓ Who were the Apostles? (They were the twelve men Jesus chose to lead his followers.)

Connect to Life Provide a minute of quiet time. Have the children reflect on the *We Respond* questions. Tell the children that they can be good friends to Jesus and to others by acting as Jesus did.

Pray Conclude the day's lesson by inviting the children to pray the following words aloud: *Jesus, thank you for calling me to follow you. Help me to act as you did and help me to be your friend.*

Plan Ahead for Day 2

Catechist Goal: To present that Jesus' followers believed that he was the Son of God

Preparation: Reflect on the *We Respond* questions.

Catechist Goal

- To present that Jesus' followers believed that he was the Son of God

Our Faith Response

- To show through prayer and action our belief in Jesus Christ as the Son of God

Lesson Materials

- costumes and props

Teaching Tip

When Accidents Happen

Sometimes in the children's enthusiasm in acting out stories or making gestures when praying, accidents may happen. For example, if a child knocks over something displayed, remain calm. After pausing for a moment help the child pick up the object. Then have everyone continue what they were doing.

Jesus' followers believed that he was the Son of God.

WE GATHER

✚ *Jesus, we believe that you are the Son of God.*

When are some times you need help? Who helps you?

WE BELIEVE


Jesus spent a lot of time with his followers. They trusted Jesus very much. Here is a story about a time when Jesus helped his followers.

 Luke 8:22-25

Read Along

One day Jesus was in a boat with his followers. He fell asleep. Soon a storm started rocking the boat. Jesus' followers were afraid. They woke Jesus up. They believed he would help them.

Jesus told the winds and waves to be still. Jesus' followers were amazed because the storm stopped. They asked, "Who then is this, who commands even the winds and the sea, and they obey him?" (Luke 8:25)

 Act out the story.

98

Lesson Plan

WE GATHER

— minutes

✚ **Pray** Invite the children to stand to pray the *We Gather* prayer.

Focus on Life Ask the children to name different times when they need help and people who help them. Write the responses on the board or on chart paper. Tell the children that in this lesson they will learn that Jesus' followers trusted and believed in him.

WE BELIEVE

— minutes

Share a Scripture Story Read the *We Believe* statement and the first *We Believe* paragraph. Tell the children that they will learn about an amazing thing that Jesus did to help his followers. Have the children

look at the pictures on the pages as you read the story dramatically.

Do the Activity Invite the children to act out the Scripture story. Ask for volunteers to play Jesus and his followers. Have the rest of the class form human "waves" as the story is acted out. Have the children playing the "waves" sit in a circle around Jesus and his followers. Tell each child to stand one-by-one, and throw his or her arms up in the air. As the children are acting like the "waves," have them make storm noises. Then the child portraying Jesus commands the wind and waves to be still. The children acting as the "waves" should stop their actions. Conclude the activity by reading aloud the last *We Believe* paragraph.

Jesus did amazing things to help people.
 Jesus calmed the storm.
 He did many things that only God can do.
 Jesus' followers saw these things and believed in him.
 They believed Jesus was the Son of God.


WE RESPOND

Imagine that you were on that boat with Jesus.
 What would you have said to Jesus after he calmed the storm?

What will you do to show that you believe in Jesus?

Pray together.

Jesus, Son of God, we believe in you.



99

ACTIVITY BANK

Curriculum Connection

Art

Activity Materials: water color paints, water color paper

Have the children work in pairs. Ask one child in each pair to paint a picture of the beginning of the story of the storm in action. Then ask the other partner to paint a picture of the quiet sea after Jesus had calmed it. When the partners have finished, display the pairs of pictures in the school hallway.

Quick Check

- ✓ What did Jesus' followers believe? (They believed that Jesus was the Son of God.)
- ✓ In the Scripture story, what did Jesus do for his followers? (He calmed the wind and waves.)

WE RESPOND

— minutes

Connect to Life Read aloud the *We Respond* directive and question. Draw several speech balloons on the board or on chart paper. Invite volunteers to share what they would have said to Jesus after he calmed the storm. Write these responses in the speech balloons. Display the balloons in the prayer space. Ask the children to volunteer ways they can show they believe in

Jesus. Stress: *Sharing God's love with other people is one way to show Jesus we believe in him.*

Pray Read the second *We Respond* question. Provide a minute of quiet time in which the children can reflect on their responses. Then read together the *We Respond* prayer.

Plan Ahead for Day 3

Catechist Goal: To explore how Jesus taught his followers to pray

Preparation: Reflect on the Scripture illustration on page 100.

Catechist Goal

- To explore how Jesus taught his followers to pray

Our Faith Response

- To pray as Jesus taught

Key Word Lord's Prayer

Lesson Materials

- colored pencils or crayons

As Catholics...

The Title Lord

After you have presented the lesson, read aloud the *As Catholics* text. Remind the children to listen for the word *Lord* during next Sunday's Mass.

Jesus showed his followers how to pray.

WE GATHER

✚ *Jesus, you are always with us.*

Talk about something you have learned by listening to others.

Talk about something you have learned by watching other people.

WE BELIEVE

Jesus often prayed to God the Father. Sometimes Jesus prayed alone. Sometimes he prayed with other people.

Jesus' followers learned to pray by watching him pray. They learned to pray by listening to Jesus, too.

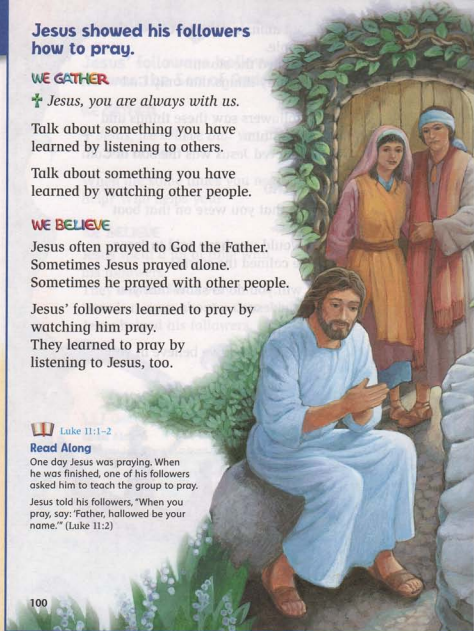
 Luke 11:1-2

Read Along

One day Jesus was praying. When he was finished, one of his followers asked him to teach the group to pray.

Jesus told his followers, "When you pray, say: 'Father, hallowed be your name.'" (Luke 11:2)

100



Lesson Plan

WE GATHER

___ minutes

✚ **Pray** Invite the children to pray the Sign of the Cross and the *We Gather* prayer.

Focus on Life Read the *We Gather* text. Invite volunteers to tell what they have learned by listening. List responses on the board. (Possible responses: words to a song, favorite stories, what to do at home and at school) Then invite volunteers to tell what they learn by watching other people. (Possible responses: how to make things, how to dance, how to play games) List responses on the board. Emphasize that we can learn many things by listening to and watching others. Tell the children that in this lesson they will learn that Jesus showed his followers how to pray.

WE BELIEVE

___ minutes

Read Scripture Invite the children to look at the picture of Jesus' followers watching him pray. Point out: *Sometimes Jesus prayed by himself; sometimes he prayed with others.* Then read the first two *We Believe* paragraphs and the Scripture passage.


Learn the Lord's Prayer Read each line of the Lord's Prayer; pause and have the children repeat the words.

Do the Activity Have the children decorate the border of the prayer.

We call the prayer Jesus taught his followers the **Lord's Prayer**. We also call this prayer the Our Father. Here are the words we pray.

Key Word
Lord's Prayer the prayer Jesus taught his followers

Our Father, who art in heaven,
hallowed be thy name;
thy kingdom come;
thy will be done on earth as it is in
heaven.
Give us this day our daily bread;
and forgive us our trespasses
as we forgive those who trespass
against us;
and lead us not into temptation,
but deliver us from evil.
Amen.

 Decorate the prayer frame.

WE RESPOND

Who teaches you to pray?
Why do you pray?

As Catholics...

Lord is another name for God. Jesus' followers sometimes called him Lord. We use the name Lord in many of our prayers. When we do this, we remember that Jesus is the Son of God.
During Sunday Mass, listen for the times we pray, "Lord."

101

Chapter 8 • Day 3

ACTIVITY BANK

Liturgy

Liturgical Music

Activity Materials: musical recording of the Lord's Prayer

Tell the children that the Lord's Prayer is sometimes sung at Mass. If possible, play a musical recording of the prayer. Have the children listen; then play the recording again and invite them to sing along.

Multicultural Connection

Our Father

Activity Materials: chart or poster paper

Before the activity, write the first line of the Lord's Prayer in different languages. Then teach the children the phrase in the different languages. You may wish to use the following.

- Italian *Padre Nostro*
(Pa-dray Nō-strō)
- Spanish *Padre Nuestro*
(Pa-dray New-es-trō)
- Swahili *Baba Yetu*
(Ba-ba Yay-too)
- French *Notre Pere*
(Nō-tra Pear)

Quick Check

- ✓ What did Jesus teach his followers to do? (He taught them to pray.)
- ✓ What prayer did Jesus teach his followers? (He taught them the Lord's Prayer.)

WE RESPOND

___ minutes

Connect to Life Invite the children to answer the *We Respond* questions. Help the children to think about the people who teach them to pray. Ask volunteers to explain why people pray.

Pray Invite the children to bring their books with them and gather in the prayer space. Tell them: *Let us remember the people who teach us to pray as we pray the Lord's Prayer together.* Slowly read the prayer aloud as the children pray along.

Plan Ahead for Day 4

Catechist Goal: To teach the meaning of the words of the Lord's Prayer

Preparation: Make copies of Reproducible Master 8, guide page 95G.

Chapter 8 • Day 4

Catechist Goal

- To teach the Lord's Prayer and the meaning of the words

Our Faith Response

- To pray the Lord's Prayer in a meaningful way

Lesson Materials

- colored pencils or crayons
- copies of Reproducible Master 8

Teaching Note

Sensitivity to Family Differences

For today's *We Gather* activity, the children are asked to draw a picture of their families praying. Be sensitive to the fact that some families may not pray together at home. Tell the children that they can draw a picture of their families praying at home or at church. Emphasize the idea that participating together at Mass is a way that they pray together with their families.


We pray the Lord's Prayer.

WE GATHER

✝ Jesus, teach us to pray as you did.



Draw a picture to show a time you prayed with your family.



WE BELIEVE

Jesus taught his followers the Lord's Prayer.

We can pray this prayer with others or by ourselves.



102

Lesson Plan

WE GATHER

___ minutes

✝ **Pray** Invite the children to pray the Sign of the Cross together. Then have the children repeat the *We Gather* prayer.

Focus on Life Ask the children to do the *We Gather* activity. You may want to suggest a few ideas for the drawing, such as praying before a family meal, at bedtime, or during Mass on Sunday. Invite volunteers to share their pictures and explain them. Tell the children that in this lesson they will learn the meaning of the words of the Lord's Prayer.

WE BELIEVE

___ minutes

Learn the Lord's Prayer Read aloud the *Believe* opening sentences. Explain to the children that

each verse of the Lord's Prayer is given with a brief explanation. Invite the class to read each verse of the prayer as it is given on the page. Then read aloud what we are saying when we pray these words. Invite the children to ask questions about each individual verse.

Do the Activity Point out to the children that along with saying the words, we can also use prayerful actions as we pray the Lord's Prayer. Encourage the children to give their ideas on some actions that can be done as they pray. Offer a few suggestions. For example, you might point upward for "Our Father, who art in heaven." Then place the palms of your hands together for "hallowed be thy name." When the children have decided on actions for the whole prayer, have them stand. Ask a few volunteers to lead the class. Together read the prayer aloud along with the prayerful actions.

Our Father, who art in heaven,

We praise God.
We pray to God as our loving Father.

hallowed be thy name;

We say that God is holy.
We honor and respect his name.

thy kingdom come;
thy will be done on earth
as it is in heaven.

We ask that all people will know
and share God's love.
This is what God wants for all
of us.

Give us this day our daily
bread;


We ask God to give us what
we need.
We remember all people who
are hungry or poor.

and forgive us our trespasses
as we forgive those who
trespass against us;

We ask God to forgive us.
We need to forgive others.

and lead us not into temptation,
but deliver us from evil.
Amen.

We ask God to keep us free from
anything that goes against his love.

 Make up actions for the Lord's Prayer.

WE RESPOND

When do you hear the Lord's Prayer prayed?

Gather in a circle. Pray the Lord's Prayer together.



103

ACTIVITY BANK

Multiple Intelligences

Verbal-Linguistic

Activity Materials: two pieces of poster board, marker, scissors

Have prepared two copies of the Lord's Prayer written on poster board. Then cut the poster boards into six sections. Follow the sections presented in the lesson. Divide the class into two groups. Give each group a set of the six scrambled strips. Explain to the children that they have to arrange the Lord's Prayer strips in the correct order. Whichever group completes the task correctly reads the prayer aloud. Allow the other group to continue until the Lord's Prayer is completed.

Quick Check

- ✓ Who taught his followers the Lord's Prayer? (Jesus taught us the Lord's Prayer.)
- ✓ When we pray the Lord's Prayer, what do we ask God? (We ask God to give us what we need; to forgive us; to keep us from anything that goes against his love.)

WE RESPOND

— minutes

Connect to Life Invite volunteers to answer the *We Respond* question. Explain: *We pray the Lord's Prayer with our parish family at Mass. We can pray the Lord's Prayer with others or by ourselves. For example, you may pray it upon waking up or before going to bed, before going to*

school, or when you are sad or afraid. Stress: Praying this prayer at any time will bring you closer to God.

Distribute copies of Reproducible Master 8. Have the children color the border of the chart. Encourage the children to show the chart to their families.

Pray Gather the children in a circle. You might want the children to hold hands as they pray the Lord's Prayer.

Plan Ahead for Day 5

Catechist Goal: To review chapter ideas and their relationship to our faith life

Preparation: Make copies of *Sharing Faith with My Family*, guide page 95E.

Catechist Goal

- To review the chapter ideas that are key to growing as disciples of Jesus Christ

Our Faith Response

- To decide on ways to grow as disciples by living out what we have learned

Show What you Know

Read aloud the activity instruction. Point out the two *Key Words* in the box to the right of the activity. Read aloud each question, allowing time for the children to write the appropriate *Key Word* on the line provided. Ask volunteers to share the answers. Clarify any misconceptions.



Read the opening line. Ask a volunteer to read the prayer while the children listen and look at the photo. Discuss the way the prayer shows trust in God.

What's the Word?

Read aloud the paragraph. Together, brainstorm and make a list of things that people need. You may consider an alternate list of things that people *want* if you find that some of the suggestions are not needs. Then ask the children to complete the activity individually.

Make it Happen

Read aloud the instruction line and the possible choices (the checklist). Have children check the ways and write a way to follow Jesus. Encourage them to do these things during the week.

Take Home

Encourage the children to relate the stories about Jesus from the week's lessons to their families. Remind them to pray the Lord's Prayer with them, too!

Discuss and send home copies of *Sharing Faith with My Family*, guide page 95E.



PROJECT

Show What you Know

Write the *Word* that answers each question.

What is the prayer Jesus taught his followers?

Lord's Prayer

Who are the twelve men Jesus chose to lead his followers?

Apostles

Apostles

Lord's Prayer



Many fishermen in France pray this prayer. It shows they trust God.

Dear God,
be good to me.
The sea is so wide,
and my boat is so small.
(Fishers of Brittany, France)



DISCIPLE

What's the Word?

Jesus taught us to pray the Lord's Prayer. Part of this prayer is, "Give us this day our daily bread." When we pray these words, we are praying for the needs of all people. Draw some things that people need today.

Possible drawings: food; water; shelter; love; family and friends; the sun; the rain

Make it Happen

Finish this message to Jesus. As your friend and follower, I can

- ☐ share my toys.
- ☐ pay attention in school.
- ☐ say my prayers.
- ☐ help a friend.



Take Home

Share the stories about Jesus you have learned this week. Pray the Lord's Prayer together as a family. Talk about what the words mean.

Circle the correct answer.

1. The _____ of Jesus learned from him.

teachers

followers

2. Jesus' followers believed that he was _____.

the Son of God

an Apostle

3. Jesus taught his followers the _____.

Sign of the Cross

Lord's Prayer

4. The _____ men Jesus chose to lead his followers were the Apostles.

twelve

ten

5. Jesus _____ prayed to God the Father.

never

often



What did Jesus do to help his followers in the storm? **calmed the storm**

CHAPTER TEST

Read each test item aloud and allow time for the children to mark an answer. Decide whether the *Talk About It* activity will be a small group or whole class discussion. After you have finished, check the answers. Clarify any misconceptions.

Alternative Assessment


You may want the students to complete the following alternative-assessment activity.

Write sentences or draw pictures about Jesus' first followers.

What did they see? What did they hear?

Additional Testing

- Chapter 8 Test in *Assessment Book*, pages 15–16
- CD-ROM *Test Generator and Resource*: Use Chapter 8 Test or customize your own.



Review



Review the definitions as they are presented in the chapter's *Key Word* boxes:

- Apostles (page 97)
- Lord's Prayer (page 101).

We Believe Statements

Review the four statements.

- Jesus invited people to be his followers.
- Jesus' followers believed that he was the Son of God.
- Jesus showed his followers how to pray.
- We pray the Lord's Prayer.

To use the Chapter 8 Study Guide, visit

www.webelieveweb.com