

Program Overview	OV-1
Program Structure	OV-10
Planning Calendar	OV-14
Scope and Sequence	OV-16



Unit 1	T1
God Gives Us Life and Love	T1

Note to Families	T1a
-------------------------	------------

Chapter 1	God Is the Giver of Gifts	T2
Day One	God Gives Us Many Gifts	T4
Day Two	We Are Gifts	T7
Day Three	God Cares for His Gifts	T10
Day Four	Each Person Is a Special Gift	T12
Day Five	Extending the Chapter	T15

Chapter 2	Jesus Is God's Best Gift	T16
Day One	Jesus Shows Us the Father's Love	T18
Day Two	The Friends of Jesus Are the Church	T21
Day Three	Jesus Shares His Life with Us	T23
Day Four	We Pray the Sign of the Cross	T25
Day Five	Extending the Chapter	T27

Chapter 3	Jesus Lives in His Church	T28
Day One	God Gives Us New Life in Baptism	T30
Day Two	The Church Welcomes Us	T32
Day Three	We Belong to Jesus' Church	T36
Day Four	You Are a Part of the Church	T39
Day Five	Extending the Chapter	T42

Chapter 4	God Speaks to Us	T44
Day One	Jesus Helps Us Hear God's Word	T46
Day Two	Unit 1 Review	T49
Day Three	Unit 1 Test	T51
Day Four	Unit 1 Celebration	T52
Day Five	Extending the Chapter	T54

Unit 2	T55
Jesus Calls Us to Give Ourselves in Love	T55

Chapter 5	Jesus Shows Us How to Love God Our Father	T56
Day One	Jesus Loved God His Father	T58
Day Two	We Can Pray to God Every Day	T62
Day Three	We Honor God's Name and Day	T65
Day Four	We Celebrate God	T67
Day Five	Extending the Chapter	T69

Chapter 6	Jesus Shows Us How to Love Others	T70
Day One	Jesus Tells Us to Love Others	T72
Day Two	We Love When We Obey God	T75
Day Three	We Show Love with Our Gifts	T79
Day Four	Every Day Is a Kindness Day	T81
Day Five	Extending the Chapter	T83

Chapter 7	We Give Love to Others	T84
Day One	How Else Do We Show Love?	T86
Day Two	Acting with Courtesy and Concern	T89
Day Three	We Love When We Are Honest	T90
Day Four	We Love When We Are Truthful	T92
Day Five	Extending the Chapter	T95

Chapter 8	Jesus Calls Us to Live in Love	T96
Day One	Love Takes Sacrifice	T98
Day Two	Unit 2 Review	T101
Day Three	Unit 2 Test	T104
Day Four	Unit 2 Celebration	T105
Day Five	Extending the Chapter	T108



Unit 3

Jesus Gives Us the Gift of Peace T109

Chapter 9	Our Friend Jesus Forgives Us	T110
Day One	Jesus Is Our Friend	T112
Day Two	We Tell Friends, "I'm Sorry"	T115
Day Three	Jesus Forgave Zacchaeus	T118
Day Four	Jesus Forgives Us	T121
Day Five	Extending the Chapter	T124

Chapter 10 Jesus Leads Us to His Peace..... T126

Day One	We Need Jesus' Forgiveness	T128
Day Two	Jesus Gives Us a Sacrament of Peace	T131
Day Three	Jesus Helps Us to Bring Peace	T134
Day Four	Jesus Forgave the Woman	T136
Day Five	Extending the Chapter	T139

Chapter 11 The Holy Spirit Helps Us..... T140

Day One	The Holy Spirit Is with Us	T142
Day Two	We Look into Our Hearts	T145
Day Three	The Holy Spirit Helps Us to Love	T149
Day Four	We Open Our Hearts to God's Love	T151
Day Five	Extending the Chapter	T153

Chapter 12 We Meet Jesus in the Sacrament of Reconciliation..... T154

Day One	Jesus Forgives Us	T156
Day Two	We Tell Jesus We Have Failed	T159
Day Three	We Confess to Jesus	T161
Day Four	Jesus Helps Us Become Better	T164
Day Five	Extending the Chapter	T167

Chapter 13 We Become Better Persons..... T168

Day One	We Make Up for Our Sins	T170
Day Two	God Forgives Us	T173
Day Three	We Praise God	T176
Day Four	Making Heart Pendants	T179
Day Five	Extending the Chapter	T181



Chapter 14 Jesus Calls Us His Friends..... T182

Day One	We Are Friends of Jesus	T184
Day Two	Unit 3 Review	T186
Day Three	Unit 3 Test	T189
Day Four	Unit 3 Celebration	T190
Day Five	Extending the Chapter	T192



Unit 4

Jesus Gives Us the Gift of Himself T193

Chapter 15 Jesus Promised the Gift of Himself... T194

Day One	Jesus Fed the People	T196
Day Two	Jesus Promised Living Bread	T199
Day Three	We Are Invited to the Table	T203
Day Four	We Come to Be Enrolled	T205
Day Five	Extending the Chapter	T205

Chapter 16 We Celebrate God's Love..... T206

Day One	God's People Celebrate Passover	T208
Day Two	Jesus Offers the Gift of Himself	T210
Day Three	Jesus Gives Himself at Mass	T213
Day Four	We Give Ourselves with Jesus	T215
Day Five	Extending the Chapter	T218

Chapter 17 Jesus Invites Us..... T220

Day One	We Celebrate at Mass	T222
Day Two	We Come with Joy	T224
Day Three	We Pray Together	T227
Day Four	We Begin Our Celebration	T229
Day Five	Extending the Chapter	T231

Chapter 18 We Listen and Pray..... T232

Day One	We Listen to the Word	T234
Day Two	We Live God's Word	T236
Day Three	We Tell God We Believe	T237
Day Four	We Ask God for Help	T239
Day Five	Extending the Chapter	T242

Chapter 19 We Prepare Our Gifts..... T244

Day One	We Prepare to Offer Gifts	T246
Day Two	We Give Thanks and Praise	T248
Day Three	We Make Gifts	T251
Day Four	We Lift Our Hearts to the Lord	T253
Day Five	Extending the Chapter	T255

Chapter 20	Jesus Offers Himself	T256
Day One	Jesus Gives Himself at Mass	T258
Day Two	Jesus Offers Himself for Us	T261
Day Three	We Make Bread and a Chalice	T263
Day Four	We Celebrate in Prayer	T264
Day Five	Extending the Chapter	T265

Chapter 21	We Receive the Bread of Life	T266
Day One	We Prepare to Receive Jesus	T268
Day Two	Jesus Helps a Roman Soldier	T271
Day Three	Jesus Gives Himself to Us	T274
Day Four	We Thank Jesus	T276
Day Five	Extending the Chapter	T279

Chapter 22	We Share God's Love with Others	T280
Day One	We Love and Serve the Lord	T282
Day Two	We Bloom Wherever We Are	T285
Day Three	Unit 4 Review	T288
Day Four	Unit 4 Test	T291
Day Five	Extending the Chapter	T292



Unit 5

The Church Celebrates God's Care **T293**

Chapter 23	We Are One in the Church	T294
Day One	We Are One in the Church	T296
Day Two	We Bring Others to Jesus	T299
Day Three	We Become like Jesus	T302
Day Four	We Need the Eucharist	T305
Day Five	Extending the Chapter	T308

Chapter 24	Mary, Mother of the Church, Cares for Us	T310
Day One	Mary Asks Jesus to Help	T312
Day Two	We Try to Be like Mary	T316
Day Three	We Honor Our Mother	T318
Day Four	We Celebrate Mary	T320
Day Five	Extending the Chapter	T321

Chapter 25	The Church Celebrates God's Love	T322
Day One	Unit 5 Review	T324
Day Two	Unit 5 Test	T327
Day Three	Unit 5 Celebration	T328
Day Four	We Plan to Follow Jesus	T330
Day Five	Extending the Chapter	T332



Special Seasons and Lessons **T333**

The Year in Our Church	T333	
1 Feast of All Saints	T334	
2 Advent	T339	
Day One	John the Baptist Prepared for Jesus	T340
Day Two	Mary Prepared for Jesus	T343
Day Three	We Prepare Our Hearts for Jesus	T345
3 Christmas	T348	
Day One	We Celebrate Jesus' Birth	T349
Day Two	Epiphany: God Calls Everyone to Worship Jesus	T351
4 Lent	T354	
Day One	Lent	T355
Day Two	We Make Sacrifices to Show Love	T357
Day Three	We Pray the Stations of the Cross	T359
5 Holy Week	T361	
Day One	Holy Week	T362
Day Two	We Remember Jesus' Last Supper	T365
6 Easter	T367	
7 Pentecost	T372	
8 The Missions	T377	
Day One	Missionaries Spread God's Word	T378
Day Two	The Church Shares Jesus' Love and Care	T381
9 Reconciliation Service	T384	
10 Eucharist: Planning a Mass	T386	
Day One	We Can Meet Jesus Today	T387
Day Two	We Prepare to Meet Jesus at Mass	T389
Day Three	Our Gifts Show Our Love	T390
Day Four	We Meet Jesus at Holy Mass	T391



What Catholics Should Know T393

What Catholics Should Know.....	T393
Prayer and How We Pray.....	T395
Stations of the Cross.....	T402
The Seven Sacraments.....	T406
Holy Days of Obligation.....	T410
Commandments.....	T411
Making Good Choices.....	T412
The Bible.....	T413
Showing Our Love for the World.....	T414
Student Book Cover Prayers.....	T415



Saints and Feast Days T417

Calendar of Saints and Feast Days.....	T417
September.....	T418
October.....	T418
November.....	T419
December.....	T420
January.....	T420
February.....	T421
March.....	T421
April.....	T422
May.....	T422



The Catechist's Handbook T423

The Catechist's Handbook.....	T423
Profile of a Second Grader.....	T424
Areas of Growth.....	T425
The Catechist.....	T426
Tips for Good Catechesis.....	T428
What the Catechism Says to Catechists.....	T429
Techniques and Tools of Teaching.....	T430
Creative Activities.....	T436
Teaching Exceptional Children.....	T438
Multicultural Awareness.....	T441
Assessment.....	T442
Catechist's Resources.....	T443

Sacramental Preparation Guide T445

Music List.....	T460
-----------------	------

The Ten Commandments Song for Little Children T466

Directory of Suppliers.....	T468
-----------------------------	------

Online Resources.....	T470
-----------------------	------

Glossary T473

Index T477

Scripture Index T483

Jesus Calls Us to Give Ourselves in Love

Goals

The children will desire to follow Jesus' laws of love.

They will understand what the commandments require of them.

5 Jesus Shows Us How to Love God Our Father

Jesus, through his loving response to his Father in all things, shows us how we can find God's loving care in everything that happens. The children learn how they can follow Christ and express their love for the Father by praying, speaking of him with love, and keeping Sunday holy.

6 Jesus Shows Us How to Love Others

Jesus, who calls us to love others as he has loved us, shows us that love consists of listening to God our Father and using our gifts to bring his joy and peace to others. The children learn that their actions toward others are also directed to God and are led to reach out to others with love by working on special projects. In this way, they use their gifts to respond to the needs of others.

7 We Give Love to Others

We follow Christ's way of love when we are courteous, honest, and true. The children reflect on how they can bring God's love to others and are invited to respond to God's love by promising to follow Jesus.

8 Jesus Calls Us to Live in Love

The children review the commandments. In a celebration, they are encouraged to commit themselves to follow Jesus Christ.

LOVE GOD



Jesus Shows Us How to Love God Our Father

Faith Focus

When we obey God's commandments and love God with all our hearts, we are happy.

Reflecting on the Faith Experience

Take a few moments to reflect prayerfully before preparing the lesson.

Listening

"[T]he world must know that I love the Father and that I do just as the Father has commanded me."

John 14:31

Reflecting

Love for his Father always inspired Jesus to do the things that pleased him. Jesus' mission on earth was to show us the Father's love and to bring us to him. Jesus showed us how to keep the Father's Word and how to pray. Above all, prayer is listening to God. It is a total receptivity to God, no matter how God decides to speak to us. Prayer strengthens our relationship with God. If prayer extends through our whole life, we will find God at the center of each joy and sorrow, each anxiety and pain. A prayerful attitude makes us aware of what the Lord has done for us and prompts us to exclaim with Mary:

"My soul proclaims the greatness of the Lord; my spirit rejoices in God my savior."

Luke 1:46-47

The Christian life consists of listening and responding to God as Jesus taught. To live as a Christian is to hear the divine Word at every moment and in every event, in both the simple and the complex realities of life. It is to believe that the Father's love is at work in everything and to return his love by doing the things that please him. As we follow Christ, we experience the joy that comes from above, the joy that no one can take from us.

Our daily prayer is a continuation of the gift of love we offer to the Father at each Mass. Celebrations of the Eucharist enable us to give ourselves in response to the goodness of the Lord. During the Mass, we honor God, who has given us all that we are and all that we have. As we praise God's name for that love, our lives are shaped by Christ's gift of himself, which unites us to God and to one another. United with the Lord Jesus, our lives become a living fulfillment of Paul's advice to the Ephesians:

[A]ddressing one another [in] psalms and hymns and spiritual songs, singing and playing to the Lord in your hearts, giving thanks always and for everything in the name of our Lord Jesus Christ to God the Father.

Ephesians 5:19-20

Am I a prayerful person?

Responding

Jesus, help us to love God our Father.

Scripture for Further Reflection

Psalm 95 We are invited to praise God, acclaim his greatness, and listen to his voice.

1 John 2:3-6 True knowledge of God prompts us to live in accordance with his commandments.

Preparing for the Faith Experience

Day One

Jesus Loved God His Father

Day Two

We Can Pray to God
Every Day

Day Three

We Honor God's Name
and Day

Day Four

We Celebrate God

Day Five

Extending the Chapter

Scripture in This Chapter

Psalm 139:1–5 God's Watchfulness

Mark 12:30 Love of God

John 15:10–11 Fullness of Joy

Church Documents

Catechism of the Catholic Church.

The themes of this chapter correspond to the following paragraphs: 1166, 2143–2144, 2173, 2599, 2765.

General Directory for Catechesis #84.

Our faith needs to be known, celebrated, lived, and translated into prayer.

The Day of the Lord #7 (Encyclical of John Paul II). Sunday is a day that is at the heart of the Christian life, a day on which we give time to Christ so that he can give direction to the time we spend on earth.

Basic Teachings #2 (USCCB). True worship recognizes God's infinite wisdom in everything. It brings forth fruits of love, justice, and peace. Doing his will in every activity is true worship.

Music in the Chapter


For a list of all the music suggested in this program, see page T460.

Enriching the Faith Experience

Use the activities at the end of the chapter to enrich a lesson or to replace an activity with one that better meets the needs of your class.

Bulletin Board

A suggestion for a bulletin-board design for this chapter is pictured.



LEARNING OUTCOMES

The children will be able to

- explain that God satisfies our longing for happiness.
- describe the first great law: love God.
- explain ways they can imitate Jesus' love for the Father.

Words to Know

commandments

Lord's Day

Ten Commandments

See the Glossary for definitions.

Key Terms

Abba—a Hebrew word for *Father*

hallowed—holy

Materials

- Celebration song for Sharing #4, such as “Celebrate God” from *Hi God!* or “Celebration Song” from *Big Steps for Little Feet*
- Pencils and crayons or markers
- Drawing paper

Before You Begin

Saint Augustine said that every Christian ought to be an alleluia from head to toe. Everything and everyone around us invites us to rejoice before God, to make our lives a celebration of God, culminating in an eternal celebration. Through his loving response to his Father, Jesus showed us how to live the first three commandments.

A Letter Home

Dear Parents and Family,

This is a special year in your child's faith development. Preparation for the Sacrament of Reconciliation will offer an opportunity to introduce new concepts and develop your child's relationship with God in exciting new ways.

As part of this preparation, Unit Two introduces the children to the Ten Commandments. They will discover how the first three commandments ask us to express our love for God as Jesus did: by praying to God, by speaking of him with love, and by keeping the Sabbath holy. The unit continues with discussions of the remaining seven commandments, which focus on loving others as Jesus does.

The children are presented with the simple ideas in each commandment, learning that they are to pray (1st Commandment), to honor God's name (2nd Commandment), to keep the Sabbath (3rd Commandment), to obey (4th Commandment), to be kind (5th Commandment), to be respectful (6th and 9th Commandments), to be honest (7th and 10th Commandments), and to be truthful (8th Commandment).


The Ten Commandments are available online at www.christourlife.org, under Catholic Traditions within the Resources section. Being mindful of how the Ten Commandments are lived out in your home will help make these loving directions from God seem real for your child.

At the end of three of the chapters in this unit, the children will bring home a review of the chapter along with the “Building Family Faith” feature. At the end of the unit, the children will bring home a Family Feature to help nurture the family's faith at home.

Visit www.christourlife.org/family for more family resources.



UNIT 2 Jesus Calls Us to Give Ourselves in Love



God is love, and whoever remains in love remains in God and God in him.

1 John 4:16

28 UNIT 2 Jesus Calls Us to Give Ourselves in Love

Centering

1. Discuss the picture of the children on page 29 and explore the meaning of *celebrate*.

- ◆ What are the children in the picture doing? (celebrating a birthday)
- ◆ How do you celebrate your birthday?
- ◆ What else do you celebrate besides birthdays? (New Year's Day, Fourth of July, Thanksgiving, Christmas, Easter)
- ◆ When we celebrate, we show all the joy that is inside us. What do you do to show your joy at a celebration? (smile, laugh, sing, dance, clap, play, cheer)

2. Recall the last lesson.

- ◆ Why is Jesus God's best gift to us? (Jesus taught us how to live. He died and rose to give us new life.)
- ◆ Jesus told us how to live so that we are always full of joy. In this lesson, you will learn about what Jesus said.

Sharing

1. Ask a child to read aloud **Jesus Loved God His Father** on page 29.

- ✦ What did Jesus say would bring us joy? (living in his love; keeping his commandments)
- ✦ God made us to be people who celebrate. God made us to love and be joyful and to celebrate his love. God put a secret deep within us. The secret is that we can be happy when we love and celebrate God. Jesus knew this. That's why he said that the greatest commandment is to love God. Jesus said, "The Lord our God is Lord alone! So love the Lord your God with all your heart, with all your soul, with all your mind, and with all your strength."

2. Help the children understand how Jesus celebrated his Father's love.

- ✦ Jesus had a special love for God. He knew him as a loving Father, and he called him *Abba*, which means "Father" in Hebrew.
- ✦ Once Jesus spoke about how he loved his Father. He said, "Everyone must know that I love the Father because I am doing exactly what the Father told me."

- ✦ What did Jesus do because he loved his Father? (He did what his Father told him.)
- ✦ Jesus saw God's love in everything. The birds and flowers made by God were in God's loving care. People shared in his Father's love. So Jesus celebrated when he looked at people and animals and all of creation. He loved them all too.
- ✦ Sometimes things happened that made Jesus suffer. Jesus knew that his Father loved him even during those times. He knew that after the pain would come the celebration in heaven, where there would be only joy.

3. Explain that Jesus wants us to love and celebrate God.



Jesus Shows Us How to Love God Our Father

Jesus Loved God His Father

We like to celebrate. God made us to celebrate his love. He made us to love and be joyful.

Jesus said:

"Live in my love. Keep my commandments. Then my joy will be in you, and your joy will be full!"

adapted from John 15:10-11



God gave us the **Ten Commandments**. They are rules that help us live as his children. When we follow God's rules, we are happy.

- ✦ Jesus knows that loving is the most important thing we can do. He wants us to love and celebrate God our Father. Who knows why? (God loves us.)

- ✦ When we say that we celebrate God, what we really mean is that we love God with our whole heart, soul, and all that we are, and that makes us really happy.

4. Invite the children to celebrate by creating a dance. You might want to use a song such as "Celebrate God" from *Hi God!*

5. Share with the children Jesus' love for speaking with his Father in prayer.

- ✦ Jesus' friends knew that Jesus had a special love for God his Father. They could tell by the way Jesus talked to his Father when he prayed. They even asked Jesus to teach them how to pray.

- ✦ What prayer did Jesus teach them? (the Lord's Prayer; the Our Father)

- ✦ Did you ever enjoy company you had in your home so much that at bedtime you wanted to stay up and visit some more instead of going to bed?

- ✦ Jesus loved to talk and listen to his Father so much that sometimes he was up all night in prayer.

6. Describe the love with which Jesus spoke about God.

- ✦ Jesus loved his Father so much that he always wanted to tell people about him. Whenever he spoke about his Father, he spoke with such love that those who heard him speak knew he loved God.
- ✦ Jesus said "hallowed be thy name" when he was talking about God. He taught those who wanted to know how to pray to say it too. What was Jesus saying about God's name? (It is holy.)
- ✦ Jesus wanted everyone to say God's name with love and to speak of God always with love. Sometimes people say "God" when they are angry, sad, or surprised. Why isn't this showing love for God? (It is using God's name for something other than love. It is not saying the name in prayer. It is not using it for talking about God. It is using the name carelessly.)

7. Ask volunteers to read the first three paragraphs of **Jesus Pleased His Father** on page 30.

8. Help the children understand why we celebrate on Sunday.

- ✦ Jesus celebrated his love for his Father in a special way on Saturday. Jesus was Jewish, and Jewish people celebrate Saturday as the Lord's Day, a day to remember God's goodness and special love.
- ✦ God's people have always celebrated or kept a day holy for the Lord.
- ✦ What day do we keep holy? (Sunday)
- ✦ We keep Sunday as the Lord's Day because Jesus rose from the dead on a Sunday.
- ✦ Catholic Christians do something on this day or on the evening before to keep it holy and special. Do you know what it is? (gather together to remember Jesus at a special celebration, the Mass)

Jesus Pleased His Father

Jesus loved his Father very much. He always did what pleased his Father.

Jesus loved talking to him. He heard his Father speaking to him in everything.



Jesus spoke about his Father with love.



He celebrated the Lord's Day.

Jesus told us,

"Love the Lord your God with all your heart."

adapted from Mark 12:30



Christians celebrate God's love always and everywhere. Celebrating and loving God make us happy.

- ✦ It is wrong to miss Sunday Mass unless you have a good reason such as illness, bad weather, or no one to take you.
- ✦ We can also try to make Sunday special by praying and trying to spread God's love and joy to others.

9. Read the rest of page 30 aloud to the children.

Talk about what Jesus is doing in each picture. (praying, teaching, going to the Temple)


10. Read aloud the first paragraph of **We Celebrate God's Love** on page 31.

- ✦ How are the people in the picture celebrating God? (They are celebrating Mass together.)
- ✦ Why do we rest from hard work on Sunday? (It is a day reserved for God.)

11. Have the children fill in the blanks. Then read the rest of the page aloud.

- ✦ Jesus wants us to keep the Ten Commandments. The words on the hearts are key words for the first three commandments, which you have learned about today. They tell us how to love God.
- ✦ Commandments are like laws or rules. They are given to us by God to help us live good lives and be happy.

Acting

- Invite the children to draw a picture of how they can celebrate God.
-  Pray the Our Father together.
 - ✦ The Our Father is inside the front cover of your book. Sometimes we call it the Lord's Prayer.
 - ✦ Remember, when you know the Our Father by heart, you may color the cross by it.
 - ✦ You can also find the Our Father, or Lord's Prayer, on page T415.
- Point out the parent letter on page 28.
 - ✦ Tell the children that the letter explains what they are learning in this unit.
 - ✦ Help them tear out the page and have them take it home for their parents to read.



We Celebrate God's Love

Catholics celebrate God's love together at Sunday Mass. Sunday is the Lord's Day. It is a day of rest from hard work.

Print the missing words from the hearts.

God's law in the Bible tells how to love him. We show God love

when we pray,

say his name with love,

and celebrate the Lord's Day.

When we do this, we are following God's rules. We are obeying the first three commandments.

Jesus Shows Us How to Love God Our Father CHAPTER 5

31

CHECKPOINT

- Were the learning outcomes achieved?
- Did the children's drawings show that they had some understanding of how to celebrate God in their lives?

LEARNING OUTCOMES

The children will be able to

- explain that there are various types of prayer.
- explain that God is present everywhere.
- discuss how they can respond to God by prayer throughout the day.

Materials

- Three hearts hidden in the room, each having on it an important term: *pray, name, Lord's Day*. Save these to use on Day Three.
- Prayer book or missal
- Song for Sharing #3, such as "All the Time" from *Bloom Where You're Planted* or "Wherever I Am, God Is" from *Hi God 3*
- Crayons or markers

Centering

1. Challenge the children to find the three hearts that you have hidden in the room.
 - ♦ Ask the children to read the words written on each heart.
 - ♦ Have the children tell what each word means.
2. Link this lesson to the last one.
 - ♦ **Jesus told us to keep his commandments to be happy. Who remembers what was the most important thing he commanded us to do?** (Love the Lord your God with all your heart.)
 - ♦ **What were the three things Jesus did to show his love for the Father?** (prayed, spoke of him with love, celebrated the Lord's Day)
 - ♦ **We can show love for God in the same three ways. Today you will discover more about the first way: praying.**

Before You Begin

1. Many people today lack the conscious relationship with God that lies at the heart of true Christian faith. To live in communion with God is to enjoy God's presence in the midst of everyday life, to perceive God's love at work in everything that happens. It is to respond to God with one's whole being by doing the things that please him. True prayer unites our thoughts and feelings, our insights and decisions, with the all-loving plan of God. Prayer of the heart and formal prayer help us to realize that God is taking loving care of us throughout the day. Daily prayer brings us into communion with God.

2. Plan and arrange a prayer corner in your classroom. Decide with the children where it should be and what would make it a special place for prayer. Encourage the children to make a prayer corner at home too.
3. During **A Moment with Jesus**, it is essential to maintain a quiet, reflective atmosphere.

Sharing

1. Show the children the prayer book or missal and discuss different ways of praying.
 - ♦ **Prayers that are written down sometimes say just what we want to say to God. Turn to the front and back covers of your book. What do you see? (prayers) Can you name some of them? Which ones have you already prayed?**
 - ♦ **There are many different ways of praying. How have we prayed during our religion class?** (A Moment with Jesus, special prayers such as the Sign of the Cross and the Our Father, prayer services)
 - ♦ **How do we pray during Mass?** (aloud in the responses, silently, in song)

2. Share your convictions about the value of daily prayer.
 - ♦ Tell the children when you pray, how you pray, and how prayer helps you.
 - ♦ Ask the children to name other times or places to pray.

3. Have the children talk about the illustration with **We Can Pray to God Every Day** on page 32.

- ✦ What are some of the beautiful things in this picture?
- ✦ Wouldn't it be nice if you could be there near the mountains and the waterfall? Draw yourself into the picture. Remember that you are also part of God's beautiful creation. [Play music as the children work.]
- ✦ What might you be thinking as you look at the mountains, the sky, the waterfall, and the stream running through the valley?

4. Introduce Psalm 139 and then read the adaptation on page 32.

- ✦ A psalm is one of the prayer-songs written by King David and others long ago. Jesus prayed the psalms. Jewish people and Christians pray psalms today.
- ✦ Follow along in your books as I read the words of Psalm 139.

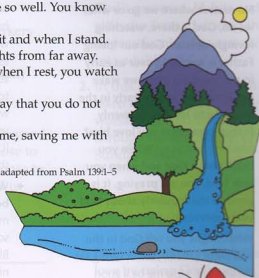
5. Guide the children in discussing the psalm.

- ✦ Where is God? (everywhere)
- ✦ When is God with us? (at all times)
- ✦ What does God know about you? (everything)
- ✦ Where does God go with you? (everywhere)
- ✦ What are some things you do during the day?
- ✦ What is God doing while you do these things? (watching over me; loving me)
- ✦ God is with us everywhere. God is within us. God came to live in us in a special way when he gave us a share in his life.
- ✦ God helps us think of him when we look at the beautiful mountains, the blue sky, and the cool streams.

We Can Pray to God Every Day

Lord, you know me so well. You know everything I do.
You know when I sit and when I stand.
You read my thoughts from far away.
When I work and when I rest, you watch over me.
There is nothing I say that you do not know.
You are all around me, saving me with your hand.

adapted from Psalm 139:1-5



Add yourself to the picture.


Make yourself as colorful as the rest of God's creation.

A Moment with Jesus

Remember Jesus is with us every second of every minute of every day. Sit quietly and enjoy being with Jesus.

32

UNIT 2 Jesus Calls Us to Give Ourselves in Love

6.  Lead the children in prayer.


- ✦ Invite the children to sit quietly and close their eyes as you read **A Moment with Jesus**.
- ✦ Read the reflection slowly and reverently, pausing after each sentence.
- ✦ When the children are ready, invite them to open their eyes and just relax quietly for a short time.

7. Discuss with the children different times and ways they can pray throughout the day.

- ◆ **God our Father is so good to us. No matter where we go or what we do, God is there, watching lovingly over us. God our loving Father is watching over us early in the morning when we wake up. What can you do early in the morning to let your heavenly Father know that you love him?** (think of God; pray) **When you think about God and when you love God, you are praying. It is good to think quietly about God every morning.**
- ◆ **What might you tell God in the morning?** (Thank you for caring for me all night. Help me be a good person. I love you and will try to please you today.) [Write the children's suggestions on the board under the word *Morning*.]

- ◆ **How can you let your loving Father know during the day that you care about him? When might you want to talk to him?** (when I need help; when something nice happens and I want to thank him; when something sad happens and I ask for help; when I want to tell about some fun I had; when I want to tell God how great he is; when I want to tell him I love him; when I want to thank him for my food) [List the children's suggestions on the board under *Daytime*.]
- ◆ **What will you tell God at bedtime?** (Thank you for caring for me all day. I'm sorry if I hurt someone or was stubborn or mean. Bless those I love. Take care of me all night.) [List these under *Bedtime*.]

Acting

1.  Have the class create Morning, Daytime, or Bedtime prayers.
 - ◆ Divide the class into groups, depending on the size of the class. Assign each group either Morning, Daytime, or Bedtime prayers.
 - ◆ Direct each group to write a prayer for that particular time of day, using the suggestions from the board.
 - ◆ When all have finished, invite them to share their prayers with the class.
2. Encourage the children to pray to God every day.

CHECKPOINT



- Were the learning outcomes achieved?
- Were the prayers the children composed indicative of an understanding of prayer?

Center Time

Share with the children the meaning of prayer. Prayers are words we speak to God. Prayers are words we speak to God.

- Ask the children to read the words written on each heart.
- Have the children fill out each word heart.

3. Link this lesson to the last one.

- ◆ Jesus told us to keep his commandments to be happy. Who remembers what was the most important thing he commanded us to do? (Love the Lord your God with all your heart.)
- ◆ What were the three things Jesus did to show his love for the Father? (prayed; spoke of him with love; celebrated the Lord's Day.)
- ◆ We can show love for God in the same three ways. Today you will discover more about the first way: praying.

Share with the children the meaning of prayer. Prayers are words we speak to God. Prayers are words we speak to God.

- Prayers that are written down can be read over and over again to say to God. Turn to the front and back covers of your book.

What do you see? (prayers) Can you read to God? (Yes) How do you feel? (happy) There are many different ways of praying. (Yes) Have you ever prayed? (Yes) How do you feel? (happy) Praying is a good thing to do. Praying is a good thing to do. Praying is a good thing to do.

LEARNING OUTCOMES**The children will be able to**

- explain why we use God's name reverently.
- describe how celebrating the Lord's Day manifests love.

Key Term

reverence—a great respect for someone or something

Materials

- Three hearts from the previous lesson
- Drawing paper
- Pencils and crayons or markers
- Tape or stapler
- Instrumental music (optional)

Before You Begin

1. God is transcendent, far beyond us, yet imminent, very close to us. The only proper response to our great and loving God is

heartfelt reverence. Children are quick to understand the awe we naturally have for God and the love that is evoked by God's presence. Habits and attitudes formed during this impressionable age can endure into adulthood.

2. In this lesson, the children learn to revere God's name and worship as God wishes—through the celebration of Sunday Mass.

Centering

1. Recall the last class by displaying the three hearts.
 - ♦ Which way of showing love for God did we talk about yesterday? (praying)

- ♦ When can you pray? (anytime)
- ♦ Where is God? (everywhere)

2. Discuss God's goodness.

- ♦ Because God is so great, so wonderful, so wise, so powerful, and so loving, we honor God in a special way. We show reverence for God by honoring God's name and the Lord's Day. [Point to the other two hearts.]

- ♦ Explain that these three hearts refer to the first three commandments.
- ♦ Direct the children to the listing of the Ten Commandments at the back of their books on page 181 and point out the first three.

Sharing

1. Tell the story of Moses and God.

Moses and the Burning Bush

Moses was a man who came to be a good friend of God's. One day while Moses was watching his sheep, God spoke to him from a burning bush. Even though the bush was on fire, it did not burn up. Moses took off his sandals because he was in God's holy presence. When Moses asked God what his name was, God answered, "Yahweh." Because Moses and his people had so much reverence for God, they never dared to say this name aloud. They called God LORD instead.

- ♦ We should have so much reverence for God that we always use his name with great care and love.
- ♦ Hand out drawing paper to the children and ask them to draw a picture of the burning bush and then set it aside.

2. Help the children show their love by using God's name reverently.

♦ Names are important to God and to us. How do you feel when someone makes fun of your name or says your name in an angry voice? (sad; angry) Why do you feel this way?

♦ It is wrong to use a person's name this way. It is even worse to use God's name without love. Why? (because God loves me more than anyone else does)

♦ When we pray, we use God's name with love. We use God's name with love when we tell other people about things Jesus did. We use God's name with love when we sing songs that honor him.

3. Have the children return to their burning bush drawings.

Have them title their drawing "God" and write *Father, Son, and Holy Spirit* elsewhere on their paper.

4. Discuss Sunday Mass.

✦ There is one day every week that we call the Lord's Day. What day do we celebrate as the Lord's Day? (Sunday)

✦ We keep the Lord's Day holy by remembering Jesus' greatest act of love. What was it? (his dying on the cross and rising to new life) We celebrate this at every Mass. We take part in Mass every Saturday evening or Sunday because Jesus said to remember his love in this way. The Mass is the greatest prayer.

✦ What do we do at Mass? (We gather as God's people to listen to God's Word. We thank God for everything.) We give ourselves with Jesus to the Father. Then the Father gives Jesus to us in Holy Communion and makes us one in love.

✦ God commands us to keep his day holy. God wants us to worship him at Mass every weekend. What are we telling God our Father by taking part in Mass every weekend? (that we love him)

5. Discuss Sunday as a day of rest.

✦ Sunday should be a day to celebrate, a day to rest from the hard work we do during the week. How does it feel not to have to go to school on Sunday?

✦ What could you do to make every Sunday a holy and happy day, a day of rest?

6. Help the children complete the word banners on page 33.

Make word banners. Fill in the missing words by using the clues at the bottom of the page.



Across

1. We p_____ when we talk and listen to God.
3. The Lord's Day is S_____.
6. When we keep God's commandments, we have j_____ in our hearts.
7. We take part in M_____ to celebrate the Lord's Day.

Down

2. Sunday is a day to r_____ from hard work.
4. We honor God's n_____.
5. We l_____ God with our whole heart.
8. We s_____ and pray in church.

Jesus Shows Us How to Love God Our Father CHAPTER 5 33

Acting

1. Invite the children to share their burning bush drawings with the class.
2. Show the children the three hearts again and discuss the words and their meanings.
3. Invite the children to close their eyes and, in the quiet of their hearts, to say God's name over and over with reverence and love.

CHECKPOINT

- Were the learning outcomes achieved?
- Did the children's suggestions for making every Sunday a holy and happy day indicate an understanding of the meaning of the Lord's Day?

LEARNING OUTCOMES

The children will be able to

- celebrate their love for God through an art activity.
- explain the first three commandments of God.
- demonstrate an understanding of the key concepts in this chapter.

Materials

- BLM 9
- Sample of a “Celebrate God” windsock from BLM 9
- 15-inch piece of string or yarn for each child
- Pencils and crayons or markers
- Glue or stapler
- Scissors
- Paper punch
- Electric fan (optional)
- Top Ten CD sets from the back of the student book
- BLM 10 Quiz

Before You Begin

1. In this lesson, the children will learn that all of us are called to celebrate and praise God. The act of celebration outwardly expresses our inner feelings of joy.
2. Just as we all differ in looks and personality, so do we differ in the manner in which we best express our feelings. Today the children will express their love for God through the works of their hands in creating a windsock.
3. When planning today's lesson, keep in mind that Day Four is when the children take the quiz for this chapter. Reserve time at the end of class for this assessment. The quiz can also be administered on Day Five.

Centering

Ask a volunteer to read aloud the adaptation of John 15:10–11 from page 29 in their book.

- ◆ Tell the children that after the reading, the reader says “The Gospel of the Lord.”
- ◆ Ask the children what the response to that statement is. (“Praise to you, Lord Jesus Christ.”)

Celebrating

1. Tell the children they will make a windsock to show their love for God.
 - ◆ Show the sample windsock and distribute the materials.
 - ◆ Give the children directions for the project. Play instrumental music while they work.

- ◆ **BLM 9** Read these directions aloud to help the children make BLM 9 **Celebrate God Windsock**.

- **Cut along the top and bottom lines of the windsock.**
- **Color and decorate the Celebrate God section.**
- **Cut apart and decorate the bottom strips.**
- **Glue or staple the strips to the blank area next to the Celebrate God section.**
- **Glue or staple the Celebrate God section to form a cylinder.**
- **Punch two holes opposite each other on the top of the cylinder, run the string or yarn through, and tie.**

- ◆ Hang the children's windsocks around the room to celebrate God's presence with them. You might want to use an electric fan to simulate wind in the classroom.

2. Lead the children through the Review activities, page 34.

3. **BLM 10** Distribute and administer BLM 10 Chapter 5 Quiz.

Use this opportunity to assess the children's understanding of the main concepts in the chapter. If there is not sufficient time for the children to complete the quiz, consider moving it to Day Five.

Acting

1. Have the children remove the Top Ten CDs and the cover.



◆ Help them tape or staple the cover for the CDs and write their names on the covers and color them.

◆ **These CDs will help you remember the key terms for the Ten Commandments. Line up on your desk the three key terms you have already learned.** (pray, name, Lord's Day)

◆ Tell the children to keep their CD pack with their religion books to use later or collect them and store them to use in future lessons.

2. Have the children pray together We Respond on page 34.
3. Invite the children to take home and show their families their Celebrate God Windsock.
4. At the end of class, have them tear out page 34. Encourage them to share Building Family Faith with their families.

5

Review

Work the puzzle. Use this code.

e	h	r	v	w	y
1	2	3	4	5	6

God is

e	v	e	r	y	w	h	e	r	e
1	4	1	3	6	5	2	1	3	1

Words to Know

commandments Lord's Day
Ten Commandments

We Respond

Loving God, help me to show my love for you in all I do and say.

We Remember

What is God's law?

"Love the Lord your God with all your heart and soul."

How do we live this way?

We live this way by praying, saying God's name with love, and celebrating the Lord's Day.



Building Family Faith

GOD SATISFIES our deepest longings. Jesus shows us how to call on God in times of joy or sorrow. We show our gratitude for God's love by gathering in prayer as a family and a Christian community.

REFLECT

Be filled with the Spirit, addressing one another in psalms and hymns and spiritual songs. (Ephesians 5:18-19)

DISCUSS AS A FAMILY

- How is praying a form of talking to God? There are different types of prayers, including praise, thanksgiving, and petition.
- What are your favorite childhood memories of Sunday Mass and your family rituals associated with it?

PRAY

Dear Jesus, here's what happened today...

DO

- Have your child choose daily prayers to say each morning, afternoon, and evening: Hall Many, Bless Us O Lord, Our Father.
- Plan a way to make each Sunday special by developing rituals around the Mass: cook a special breakfast before Mass or invite different friends or relatives to come to church with you each week.
- At mealtime show how songs can be a form of praise by singing a favorite Church hymn or Christmas carol.

Visit www.christianlife.org/family for more family resources.

34

CHECKPOINT



- Were the learning outcomes achieved?
- Are there any concepts from the chapter that need to be reviewed or reinforced?

CHECKPOINT

Day Five Extending the Chapter

Use the following suggestions to create an additional lesson for Day Five.

1. Remind the children to take home page 34 to share what they are learning with their families.
2. Incorporate any unused BLMs from the week's chapter.
3. Consider the time of the liturgical year and use the appropriate Special Seasons and Lessons. SSLs begin on page T333.
4. Visit www.christourlife.org to find additional activities for Extending the Chapter.
5. Use activities from Enriching the Faith Experience.
6. Guide the children in a prayerful discussion of Sunday's Scripture readings. Visit www.christourlife.org for more information.

Chapter Five Enriching the Faith Experience

Use the following activities to enrich a lesson or to replace an activity with one that better meets the needs of your class.

1. As the children study the commandments, have them make a booklet with a page about each key term studied. Each page could include the key term and pictures related to it. You might have the class make one large booklet with simple sentences to explain each commandment.
2. Teach the children a way to remember to pray.
 - ♦ **Once there was a boy who did a trick to remind himself to say his morning and evening prayers. At night, he knelt down and put his shoes way under the bed. In the morning, he knelt down and crawled under the bed for his shoes. Whenever he knelt down, he remembered to pray.**
 - ♦ **Try this trick or make up one of your own to help you remember to say your prayers.**
3. Take the children to church and review some of the objects found there. Review why people in church genuflect, bless themselves with holy water, and kneel. Let the children practice doing these things. Refer to the kindergarten and first-grade Teacher Guides for ideas.
4. Suggest that when the children get up in the morning, they pray the Sign of the Cross. Remind them that when they touch their foreheads, chests, and shoulders, they are telling God that they are offering their minds, hearts, and bodies to him.
5. Challenge another class in creating a "100 Times to Pray Every Day" list. Tape a long sheet of butcher paper to the floor and list as many ideas for times to pray as possible. (Examples: when feeding your pet, when shooting a basketball, before sharpening a pencil) Encourage the children to be creative. Hang the finished chart in the hallway. Celebrate with the other class that all are winners when we pray.

