

Contents

Acknowledgments	2
Faith First Development Team	3
Welcome to Faith First Kindergarten	6
The Catechetical Ministry	7
Getting Started	8
Who Is the Kindergarten Child?	10
Faith First Will Be Your Guide	12
Faith First Philosophy	13
Scope and Sequence	15
Features of the Child's Book	18
What Does This Mean to Me?	21
Scripture Chapters	22
Seasonal Lessons	23
Features of the Guide	24
Getting Organized Makes All the Difference	26
Teaching Has Never Been Easier	28
Additional Resources	31
Faith First Videos	32
www.FaithFirst.com	33
Faith First and the Family	34
A Catechist Prayer	35
Your First Day of Class	41
Meet the Faith First Kids	42

Unit 1

The World Is a Gift from God

Chapter 1	I Am a Child of God	45
Chapter 2	God Gives Me Five Senses	55
Chapter 3	God Gives Us the Earth	65
Chapter 4	God Gives Us Animals and Plants	75
Chapter 5	God Creates All People	85
Chapter 6	The Bible Tells Us About God's Love	95

Unit 2**God Loves Us**

Chapter 7	God's Promise to Noah: A Bible Story	105
Chapter 8	My Family Is a Sign of God's Love	115
Chapter 9	My Church Family Is a Sign of God's Love	125
Chapter 10	Jesus Lived in a Family	135
Chapter 11	Zacchaeus Listens to Jesus: A Bible Story	145
Chapter 12	Jesus Is My Teacher:	155
Chapter 13	Jesus Is Always with Us	165

Unit 3**We Are Friends of Jesus**

Chapter 14	Jesus Blesses the Children: A Bible Story	175
Chapter 15	We Belong to the Catholic Church	185
Chapter 16	We Thank God at Mass	195
Chapter 17	The Saints Are Special Friends of God	205
Chapter 18	The Holy Spirit Helps Us.	215

Unit 4**We Live as Friends of Jesus**

Chapter 19	We Make Choices	225
Chapter 20	We Show Our Love for God	235
Chapter 21	The Good Neighbor: A Bible Story	245
Chapter 22	We Take Care of Ourselves	255
Chapter 23	We Say I Am Sorry	265
Chapter 24	Jesus Taught Us to Pray: A Bible Story	275

We Celebrate Special Days

September	Mary's Birthday	288
October	All Saints' Day	290
November	Thanksgiving Day	292
December	Advent and Christmas	294
January	The Holy Family	296
February	Valentine's Day	298
February/March	Lent	300
March	Saint Joseph	302
April	Easter	304
May	Mary Our Mother	306

My Prayer Book	308
---------------------------------	-----

Resource Guide	312
---------------------------------	-----

God's Promise to Noah A Bible Story

WHERE DO
I BEGIN?

"How does God
show his love
for me?"

"I'm always
happy when I
see a rainbow."

"It is important
for me to keep
my promises."

Catechist Prayer

Loving God,
signs of your promise
to care for me
are all around me.
Help me show
that same loving care
to the people
I meet today.
Amen.

What Do I Teach?

God's Pledge of Love

God created humankind out of love. In this overwhelming act of divine love, everything was created and was found to be good. Throughout the Old Testament and New Testament we discover the revelation of this divine love. This divine love, first pledged and sealed in the Old Testament, is most fully revealed and pledged in Jesus Christ, who is the new and everlasting Covenant.

God promised to love his people from the beginning of creation. This promise, or Covenant, is renewed in God's promise to Noah and all living things (see Genesis 9:8-10, 12-15). As the story of the Covenant unfolds, God renews the Covenant again in his promise to Abraham. God promised Abraham that he would become the father of a great nation (see Genesis 12:1-12). The descendants of Abraham eventually are known as the Israelites, God's chosen people.

Through Moses and the Israelites, God would reveal the Law and renew the Covenant as they journeyed through the wilderness to the Promised Land. God alone would be their God and they would be his people (see Deuteronomy 7:6-9, Jeremiah 11:4). God's people eventually became a great nation. The prophets of God continually reminded them of their Covenant and, when necessary, called them back to live it faithfully.

God's pledge of love reached its fullness in Jesus, the Son of God, who became one with all people in his birth, life, Death, and Resurrection. In Jesus the divine Covenant is extended to all people. In Jesus all God's promises are fulfilled, and we have the promise of Salvation and eternal life.

More Background: For further reading and reflection see *Catechism of the Catholic Church*, paragraphs 56-64, 73, 218-220, 301, and 781.

For Reflection

How often do I think
of God's unfathomable love for me
when I see a rainbow?

What helps me trust
in God's pledge of love for me?

First Thoughts



SR. MARIE:

There's just something about the story of Noah and the ark that captures every young child's heart. Allow the children to enjoy this story again and again. Kindergarten children are eager to line up animals two by two and to make rainbows when given crayons or paint. As they are constructing an ark or painting a rainbow, help them become more aware of God's love for them. Emphasize that we can always call on God in prayer. Know that God will be with you as you lead the children closer to him.



JANICE:

You can have an enjoyable discussion of the story of Noah and the ark with the children. Have them imagine Noah directing the animals two by two into the ark. Ask the children to talk about pets and animals they might have. Ask how they take care of their pets. Remind the children that it is important to take care of their pets and to treat all animals with kindness.

Faith Focus

The story of Noah tells us that God loves us. God will always take care of us.

Objectives of the chapter

After completing the chapter, the children should be able to:

- Discover the promise God made to Noah.
- Relate the story of Noah and the ark to their lives.
- Explain that the rainbow is a reminder of God's love for us.
- Identify ways that we can care for each other.
- Celebrate that God loves us and cares for us.

Materials needed

- Pencils
- Crayons and markers
- Scissors
- Glue or glue sticks
- Paper cloud per child
- Tape

Optional

- Stuffed animals
- Brightly colored tissue paper
- Heavy paper cut into the form of a rainbow
- Large sheet of butcher paper
- Paints

Enriching the chapter

- **Faith First Kindergarten** *Additional Activities Book*, pages 7 and 7a
- **Faith First Kindergarten-Primary Music CD and Music and Prayer Celebrations Book**, Song 4, "I Listen Very Carefully"
- **Faith First Kindergarten** *Family Resource Book*, pages 7 and 7a
- **www.FaithFirst.com**
- **Books to read**
Noah's Ark by Peter Spier (Doubleday, 1977)
A Rainbow of My Own by Don Freeman (Viking Press, 1978)
Grandmother's Book of Promises by Karen Hill (Waterbrook Press, 2000)

Parish program notes

- Each lesson plan is divided into five parts. The fifth part is a celebration, which is found only in the guide.
- The highlighted portions of the lesson plan will help you teach the main objectives of the chapter in forty-five to sixty minutes. As your time allows, you may choose to use the sections of the lesson plan that have not been highlighted.

School program notes

- Each lesson plan is divided into five parts. The fifth part is a celebration, which is found only in the guide.
- The lesson plan for the chapter can be adapted to three, four, or five fifteen- to twenty-minute sessions.



Chapter 7 Story

Note: The lesson plan for this chapter begins on the top of page 109. Tell the story when indicated.

God's Promise to Noah


Noah was a good man, and he always tried to live as a child of God. One day God told Noah that a big rainstorm was coming. The storm would be so big and it would rain so much that a great flood would cover the Earth.

So God said to Noah, "Build an ark for yourself and your wife, your sons and their wives. Go into the ark and you will be safe during the great storm." God then told Noah to bring animals and birds and food into the ark with him.

Noah worked hard and fast to finish building the ark. Then it started to rain, and Noah and his family boarded the ark, with the animals and birds following them.

It rained and rained for a long time. There was water everywhere. The water covered the Earth just as God had told Noah it would.

After a while a great wind began to blow. The water began to dry up, and the ark landed on a mountain. Noah opened a window on the ark. Looking out, he saw that the water was disappearing. Noah waited in




the ark until all the water dried up. Then Noah and his family and the animals left the ark, and he blessed and thanked God for keeping them safe.

God made a promise to Noah. God promised that he would take care of all people and all creatures on the Earth.

Looking up to the sky, Noah saw a rainbow. God told Noah, "The rainbow you see in the sky will remind you of the promise I have made to care always for all people and all creatures on the Earth."

BASED ON GENESIS 6-9

Complete the picture.



Teach

OBJECTIVE

Discover the promise God made to Noah.

INTRODUCE

- Ask the children: Who has heard the story of Noah and the ark? Have volunteers tell what they remember about the story.
- Remind the children that the Bible is filled with many stories about God's love. Tell the children that today we will hear the story of Noah and the ark.

TELL A STORY

- Tell the story "God's Promise to Noah" to the children.



Apply

INTEGRATE

- Have the children look at the picture of Noah and the ark on page 45. Ask the children to identify the animals that are in the picture.
- Review the main parts of the story.
- Have the children complete their own picture of Noah and the ark on page 46. Help the children to punch out the pictures of Noah and the animals, found on page 179 in the child's book, and paste them on the picture. Encourage the children to draw their own pictures of other animals that they would like to have on the ark.
- Invite volunteers to share their completed pictures of the ark with the rest of the class.

A NOTE FROM: SR. MARIE

Stories

Children love Bible stories and are enthralled by the drama and vivid images in these stories. A good story stirs the imagination. Children are also attracted to the goodness they see in particular characters and actions. All these aspects of a good story help children increase their knowledge and love for God.

A NOTE FROM: JANICE

The Story of Noah

Many children are familiar with the story of Noah. Some of the children might even have had their room decorated with Noah and the animals from the ark. It is important to emphasize to five-year-olds the beauty of the rainbow and the love and care that God has for all people. Be careful not to overdramatize details from the Bible of the rain and flood that destroyed the Earth. Reinforce the promise of God's constant love for Noah and all living creatures.

Part 2



Teach

OBJECTIVE

Relate the story of Noah and the ark to their lives.

EXPLORE

- Help the children tear out pages 47 and 48 from the child's book. Then guide them in folding the page to make a Bible story booklet. Remember that fine motor skills develop in children at different rates. Some children may need help to do this task; other children may not need assistance.
- Invite the children to look at the pictures in the booklet to help them recall the story they heard about Noah and the ark.
- Ask volunteers to tell what they remember about the story.
- Read aloud to the children the Bible story "God's Promise to Noah" as it appears in the booklet. Encourage the children to follow along in their Bible story booklets.
- Teach the children the following song to the tune of "Frère Jacques."

God loved Noah.

God told Noah,

"Rain will come.

Build an ark.

I will care for you

And the animals too.

You'll be safe.

You'll be safe."

When the rains stopped,

Sun appeared

In the sky,

In the sky.


Noah saw a rainbow.

God had kept his promise.

I love you.

I love you.

God's Promise to Noah



Noah saw a rainbow in the sky.
God said, "I will always take
care of you."

Based on Genesis 6-9

Draw yourself in the picture.



47

48



Bright Ideas

Calling on All Children


It is important to remember to give all the children a chance to be involved when you ask for volunteers. There are some children who will always raise their hand and volunteer to share their responses. There may also be some children in your class who are shy and may not be as vocal as other children. Sometimes you may have to say to a child, "You've had a turn; now let's give others a chance to share." Other times you may ask questions so that everyone can feel successful. Gently encourage all children to participate in class discussions.





N

God loved Noah.
God told Noah to build an ark.
It rained and rained.
The people and animals were safe.



N

The rain stopped.
The sun appeared in the sky.
Plants and trees grew on the land.

40

Two by Two

One way for children to dramatize the story of Noah and the ark is to have a parade of all the animals onto the ark. Invite the children to bring in their stuffed animals. Be sure to have stuffed animals on hand for children who forget to bring one in or who do not have a stuffed animal at home. Begin by having the children carry their stuffed animals and make a long line. Tell the story of Noah and have a parade of all the animals onto the ark when you come to that part of the Bible story. After you have finished telling the children the Bible story, have the children talk about what they imagine Noah might have said and thought as the animals entered the ark.



Apply

EXPAND

- Have the children put themselves into the story of Noah and the ark by role-playing the story.
- Make an ark that is large enough for all the children to fit into. This can be made from old cardboard boxes, or large sheets of butcher paper can be wrapped around chairs to make an ark. Be creative!
- Assign some children to be the main characters in the story. The rest of the class can be the animals. Encourage the children to use their own words as the dialogue.
- If time allows, repeat the activity so several groups of children can play the main characters.
- At the end of the story, be sure to focus on Noah's happiness as he looks at the rainbow.

INTEGRATE

- Have the children turn to the picture on page 4 of the Bible story booklet. Ask the children to explain what is happening in this picture by reviewing the main points of the story of Noah.
- Instruct the children to complete the activity by drawing themselves in the picture looking at the rainbow.
- Help the children become more aware that God always loves them.

Part 3



Teach

OBJECTIVE

Explain that the rainbow is a reminder of God's love for us.

DISCOVER

- Review the story of Noah and the ark. Ask the children to recall what Noah saw in the sky when the rain stopped. (a rainbow)
- Have the children describe when they might have seen a rainbow.
Ask:
 - When did the rainbow appear in the sky? (after a rainstorm)
 - How did you feel when you saw the rainbow?
- Read the text on page 49 aloud to the children. Help the children understand the message of the story of Noah.
- Tell the children that God always loves us and cares for us. The rainbow is a sign of God's promise that he will take care of us.



Apply

INTEGRATE

- Have the children look at the picture of the sky in the activity. Invite them to color the rainbow.
- Encourage the children to thank God for his love every time they see a rainbow.



God Always Cares for Us

God promised to care for Noah.
Rainbows remind us that God loves us.

Color the rainbow.



Bright Ideas

Making Rainbows

Here are some ways the children can make rainbows.


- Cut out sheets of tissue paper in the colors of the rainbow. Have the children glue these onto a piece of sturdy paper cut into the form of a rainbow. They can take the finished rainbow home and hang it in their home as a reminder of God's love for their families.
- Create a rainbow in your classroom by shining a light through a prism. Perhaps a science teacher has some prisms that you could borrow for this activity.





We Care for Each Other

We do kind things.
We help one another.



Help me, God,
to be kind.

A NOTE FROM: SR. MARIE

Good Deeds

Children this age are ready, willing, and able to help others. They are not too young to understand that by helping others, they are making a difference in the world. When presented with circumstances in which people need help, they want to do all that they can—and they expect others to do the same. Give the children opportunities in class to be helpful and show kindness to one another.

A NOTE FROM: JANICE

Learning Styles

Children and adults all have different learning styles. Some people tend to be more visual than others in the way that they learn. Include activities that use visual clues. Tell a story using pictures and not only words. Presenting the same information in different ways assures that all the children will be able to learn. Remember that movement also helps some children learn best.



Teach

OBJECTIVE

Identify ways that we can care for each other.

DISCOVER

- Remind the children that the rainbow is a sign that God loves us and cares for us.
- Tell the children that there are many people who take care of us. Ask: Who are some of the people who take care of you?
- Read aloud the text on page 50 to the children. Ask: What are some of the kind things that people do for one another?



Apply

INTEGRATE

- Have the children describe what the Faith First Kids in the photos on page 50 are doing. Ask the children to tell how these actions show someone caring for another.
- Ask volunteers to talk about some of the things that they can do to be kind. Emphasize that being kind to people shows that we care about them. Help the children put into practice the message of the Bible story and discover the difference that being kind and caring makes.
- Invite the children to pray together "Help me, God, to be kind."
- If time permits, have the children role-play some of the kind and caring things that they can do for other people.

Celebration

OBJECTIVE

Celebrate that God loves us and cares for us.

GETTING READY

- If time permits, have all the children work together to make a big rainbow. Use a piece of butcher paper and paint a brightly colored rainbow. If the children have already made a rainbow ("Bright Ideas," page 112), you can use those rainbows in this prayer celebration.
- Hang the completed rainbow on the wall. Position it low enough so that the children can easily reach it.
- Give each child a piece of paper in the shape of a cloud or circle. Have the children print their own name on the paper cloud.
- Review the lyrics of the chorus and verse 1 of the **Faith First** song "I Listen Very Carefully" or another appropriate song with the children.



AND NOW WE PRAY

- Help the children focus on the prayer celebration. When the children are ready, begin the prayer.
- Gather all the children in the area around the rainbow picture hanging on the wall.

LEADER: Let us remember that God always loves us.

ALL: God loves me.

LEADER: Let us remember that God always cares for us.

ALL: God takes care of me.

LEADER: *(Invite the children to tape the paper cloud with their name printed on it to the rainbow as a reminder that God always loves them.)*

ALL: *(Sing the song.)*

I Listen Very Carefully

Chorus:

**I listen very carefully
each time the Bible's read to me.
The stories from so long ago
tell me that God loves me so.**

Verse 1:

**Our God created all you see
and then he made both you and me.
Noah's ark sailed safe and dry;
God's rainbow danced across the sky.**

Repeat chorus

Verse 2:

**The angels sang at Jesus' birth;
God's Son had come to live on Earth.
Zacchaeus climbed up in a tree,
and Jesus said, "Come down to me."**

Repeat chorus