

CONTENTS

Helps for the Teacher

Welcome!	T4
The Catechetical Ministry in the Catholic School	T4
The Foundations of Catechesis	T5
A Spiral-Thematic Curriculum Based on the Four Pillars of the Catechism	T6
BLEST ARE WE FAITH & WORD Program Overview	T7
BLEST ARE WE FAITH & WORD Scope and Sequence	T10
Learning Styles and Strategies	T14
Profile of the First-Grade Child	T16
The Learning Environment	T18
Involving the Parish	T20
Involving the Family	T22
Introducing Take Home Family Time Pages	T23
Teaching Doctrine	T24
Teaching Scripture	T25
Teaching Worship	T27
Teaching Morality	T28
Introducing Faith in Action	T29
Teaching Prayer	T30
Online Resources at blestarewe.com	T31
Learning Activities	T32
Assessment	T34

Scripture

Understanding Scripture T35

*A complete minicourse
on the Bible for the teacher*

Core Chapters 3

*Planning pages and step-by-step suggestions
for teaching all twenty chapters of
BLEST ARE WE FAITH & WORD Grade 1*

Feasts and Seasons 313


*Eleven lesson plans on
the liturgical year and major
feast day celebrations*

Our Catholic Heritage 389

*A brief survey of Catholic doctrine,
organized according to the four pillars
of the Catechism of the Catholic Church*

Celebrating Catholic Schools Week 409

Resources T43



Unit Theme	What Catholics Believe
<p>Unit 1 Our Church Community</p> <p>The children are helped to explore the Sunday worship experience and to learn the meaning of the signs and symbols they witness. Basic orientation toward liturgy and prayer as well as a sense of community are part of this unit's focus.</p>	<p>1. We Belong to Jesus' Church The Catholic Church is the community of people who follow Jesus.</p> <p>Saint of the Week Saint Rose of Lima</p> <p>Scripture Story The Good Shepherd</p> <p>Prayer Celebration The Sign of the Cross</p> <p>Faith in Action Caring and Sharing</p>
<p>Unit 2 Our Loving God</p> <p>God the Father, as presented by Jesus in the Gospels, is at the center of this unit. The Father's love and goodness are highlighted.</p>	<p>5. God Is Our Loving Father God created all things to show his love for us.</p> <p>Saint of the Week Saint Francis of Assisi</p> <p>Scripture Story God Creates the World</p> <p>Prayer Celebration Thank You, God!</p> <p>Faith in Action Church Groundskeepers</p>
<p>Unit 3 God's Son, Jesus</p> <p>Jesus is presented as God's greatest gift to us. He is the Son of God, both human and divine. The children will learn that Jesus Christ is present in the Eucharist. They will also learn about God's loving forgiveness.</p>	<p>9. Jesus Is God's Son God sent his own Son, Jesus, to be our Savior.</p> <p>Saint of the Week Saint Joseph (foster father of Jesus)</p> <p>Scripture Story The Good News</p> <p>Prayer Celebration A Good News Echo Prayer</p> <p>Faith in Action Shawl Ministry</p>
<p>Unit 4 The Holy Spirit</p> <p>Scripture stories about the Holy Spirit are presented. These stories show the relationship of the Holy Spirit to the Father and the Son, as well as the role the Spirit plays in the life of the Church and each of its members.</p>	<p>13. Jesus Promises the Holy Spirit The Holy Spirit helps us and guides us.</p> <p>Saint of the Week Saint Dominic Savio</p> <p>Scripture Story A Special Helper</p> <p>Prayer Celebration Glory Be to the Father</p> <p>Faith in Action Teachers</p>
<p>Unit 5 Jesus' Church of Followers</p> <p>The beginnings of the Church that Jesus founded are presented through Scripture stories. Emphasis is placed on the concept of Church as the center of action for those who are dedicated to living the Gospel.</p>	<p>17. Jesus' Followers Become the Church We are true Christians when we have faith and show love to others.</p> <p>Saint of the Week Saint Peter (the Apostle)</p> <p>Scripture Story The First Christians</p> <p>Prayer Celebration A Prayer of Faith</p> <p>Faith in Action Job-Finding Helpers</p>

How Catholics Worship	How Catholics Live	How Catholics Pray
<p>2. We Gather to Celebrate Mass Jesus is with us when we gather to pray in our parish church.</p> <p>Saint of the Week Saint John Neumann</p> <p>Worship We Gather Together</p> <p>Prayer Celebration A Blessing Prayer</p> <p>Faith in Action Church Decorating</p>	<p>3. God's Word Teaches Us The Bible is the written Word of God that teaches us how to love God and others.</p> <p>Saint of the Week Saint Augustine of Hippo</p> <p>Scripture Story A Man Learns About God</p> <p>Prayer Celebration A Listening Prayer</p> <p>Faith in Action Priests and Deacons</p>	<p>4. We Give Praise to God Prayers of praise celebrate the goodness of God.</p> <p>Saint of the Week Saint Benedict</p> <p>Scripture Story Praise God!</p> <p>Prayer Celebration A Prayer of Praise</p> <p>Faith in Action Children's Choir</p>
<p>6. Baptism Is a Wonderful Gift Baptism is a celebration of welcome into the Catholic Church.</p> <p>Saint of the Week Blessed Kateri Tekakwitha</p> <p>Worship Baptism Welcomes Us</p> <p>Prayer Celebration Praying with Holy Water</p> <p>Faith in Action Welcoming New Members</p>	<p>7. God Made Us to Be Good and Holy We are good and holy when we love God, ourselves, and other people.</p> <p>Saint of the Week Saint Elizabeth Ann Seton</p> <p>Scripture Story A Man Questions Jesus</p> <p>Prayer Celebration Praying with Movement</p> <p>Faith in Action Parish Greeters</p>	<p>8. We Give Thanks to God Jesus teaches us to thank God, our Father, for all his gifts.</p> <p>Saint of the Week Saint Isidore the Farmer</p> <p>Scripture Story God Is a Good Father</p> <p>Prayer Celebration A Thank You Prayer</p> <p>Faith in Action Midnight Run</p>
<p>10. We Celebrate the Gift of Eucharist Jesus shares himself with us today in the Eucharist.</p> <p>Saint of the Week Saint Katharine Drexel</p> <p>Worship A Special Meal</p> <p>Prayer Celebration A Prayer of Adoration</p> <p>Faith in Action Special Helpers at Mass</p>	<p>11. Jesus Teaches Us About Forgiveness God never stops loving us, and is always ready to forgive us.</p> <p>Saint of the Week Saint John Vianney</p> <p>Scripture Story Jesus Forgives</p> <p>Prayer Celebration A Prayer for God's Mercy</p> <p>Faith in Action Secretary and Custodian</p>	<p>12. We Pray with God's Word When we pray with Gospel stories, we grow closer to Jesus.</p> <p>Saint of the Week Saint Mark (the evangelist)</p> <p>Scripture Story The Prayer of Jesus</p> <p>Prayer Celebration An Acting Prayer</p> <p>Faith in Action Praying with Scripture</p>
<p>14. We Celebrate the Gift of the Holy Spirit We receive the Holy Spirit in the sacraments.</p> <p>Saint of the Week Saint Turibius (bishop of Lima, Peru)</p> <p>Worship The Gift of the Holy Spirit</p> <p>Prayer Celebration A Prayer to the Holy Spirit</p> <p>Faith in Action Altar Servers</p>	<p>15. The Holy Spirit Is Our Helper The Fruits of the Holy Spirit are signs that he is acting in our lives.</p> <p>Saint of the Week Saint Paul</p> <p>Scripture Story A Letter from Paul</p> <p>Prayer Celebration A Prayer for the Holy Spirit's Help</p> <p>Faith in Action Youth Group</p>	<p>16. The Holy Spirit Helps Us Pray The Holy Spirit teaches us to pray in many ways.</p> <p>Saint of the Week Saint Clare</p> <p>Scripture Story A Special Teacher</p> <p>Prayer Celebration A Holy Spirit Procession</p> <p>Faith in Action Prayer Box</p>
<p>18. We Celebrate Pentecost Pentecost celebrates the coming of the Holy Spirit.</p> <p>Saint of the Week Saint Francis Xavier</p> <p>Worship The Church's Birthday</p> <p>Prayer Celebration A Silent Prayer</p> <p>Faith in Action Readers of God's Word</p>	<p>19. The Church Helps the World Catholics love and serve people all over the world.</p> <p>Saint of the Week Blessed Teresa of Calcutta</p> <p>Scripture Story The Need for Helpers</p> <p>Prayer Celebration Saying "Yes" to God</p> <p>Faith in Action Rosary for Peace</p>	<p>20. We Pray with Holy Songs Singing hymns, or holy songs, can help us lift our hearts to God.</p> <p>Saint of the Week Saint Cecilia (martyr)</p> <p>Scripture Story Songs of the First Christians</p> <p>Prayer Celebration A Song of Praise and Thanks</p> <p>Faith in Action Music Director</p>

God Is Our Loving Father

Chapter

5

Background for the Teacher

God reveals himself to us in many ways. One of the most wondrous and visible ways is through creation. We believe that God made all things in the universe. We also believe that all things—trees, flowers, animals, rocks, clouds, sun, planets, rivers, and people—show us God's eternal love and goodness.


Some widespread heresies in church history have taught that God is good but that the world (God's Creation) is evil. Some heresies have regarded "spirit" as good but physical matter as bad. Nothing could be farther from the truth we believe as Christians. We believe the Creation story found in Genesis teaches us that God is good and that everything God creates is also good. God loves creation and asks people to take good care of it.

Responding to God's Love

We respond to God's gift of Creation by helping people in need, by caring for plants and animals, and by protecting the environment. Whenever we show our love and care for the world, we give God thanks for the awesome gift of life. Such thanksgiving is a basic attitude of Christian prayer and worship. It is our fitting response to the Creator's love.

Faith Focus

God, our loving Father, created us out of love and created all the wonderful things in our world.




Time for Reflection

How do you find God in the world around you?
How do you take time to appreciate nature?

Response

A Teacher's Prayer

 Heavenly Father and Creator, I praise you for the wonderful world you have made—for planets, stars, mountains, rivers, plants, and animals. Help me open myself to the natural world; may it lead me to discover firsthand your infinite love and goodness. Help me convey to the children a genuine love for nature and the desire to take good care of it. May the children always be filled with thanks, wonder, and awe at your many gifts. Amen.



Take Home PAGES

Pre-chapter home activities for families

Chapter

5


FAMILY TIME

Beginning at Home

Many of the children will have spent some time with their families working with the Take Home Family Time pages at home. You can help the children connect with what was done at home by discussing the saint featured or using A Prayer for the Week at an appropriate time.

Getting ready for Chapter 5

Take Home




God Is Our Loving Father

We look around us at all that God created and see signs of a loving Father. God not only gave us the gift of life, but continues to care for us. In this chapter, the children will learn about God, the Father's love for us and for all creation. They will discuss ways of caring for God's Creation and will pray a prayer of thanks.

ACTIVITY

Pick a Card Remove the four, three, two, and ace from a deck of cards. Shuffle the removed cards and put them face down. Invite each family member to pick a card and to name that number of gifts from God. In other words, if a four is turned over, name four gifts; if an ace is turned over, name one gift.



WEEKLY PLANNER

On Sunday
At Mass, we give thanks for all God's gifts. On the way to church, ask yourselves, "For what gifts are we thankful?"

On the Web
blestarew.com
Visit our Web site for the saint of the day and the reflection question of the week.


Saint of the Week
Saint Francis of Assisi
Francis experienced a conversion that led him to choose a simple lifestyle. The Gospel inspired him to follow Jesus with joy, even in suffering. Francis founded three religious orders. All members are called to help the poor to see God in all creation.
Feast Day: October 4

A Prayer for the Week
God, our Creator, we thank you for this wonderful world. Help us to be your partners in caring for the earth and all its creatures as Saint Francis did, Amen.

Family Time Grade 1 83


Getting ready for Chapter 5

Take Home




Scripture Background

Before the Time of Jesus
Genesis and Creation Genesis, the first book of the Bible, tells the story of Creation and of God's encounter with his first people. The Genesis account was not intended to be a scientific or historical account of Creation. The authors of Genesis used the literary form of an allegory to reveal important truths about the nature of God. These truths include the preexistence of God, his wisdom and goodness, God's power through which all things are made, and the Creation of man and woman in God's own image and likeness. The truth that God created everything good is repeated over and over again in Genesis.
You can read about Creation in Genesis 1–2.



OUR CATHOLIC TRADITION in Science

Tellhard de Chardin Many people think there is a conflict between believing in the Bible and believing in evolution. They believe that if God created the world, then evolution could not have taken place. A French Jesuit priest in the early twentieth century tried to help us see God's hand in the scientific universe. Pierre Teilhard de Chardin taught that evolution was the ongoing work of God. He once wrote that he wanted to teach people how to see God everywhere, even in the most hidden places in the world.



84 blestarew.com

 **Sunday Connection**
Visit our Web Site. Teachers and parents can visit blestarew.com for:

- resources related to the Sunday liturgy
- summary of the Sunday Scripture readings
- Reflection Question of the Week
- seasonal activities

More About the Saint of the Week

Saint Francis of Assisi Was the son of a successful Italian merchant. Became a rich socialite. Converted during an illness to become the "poorest of the poor." Founded the Franciscans for men, the Poor Clares for women, and The Third Order for the laity.

Praying A Prayer for the Week

The prayer for the week relates to the creation theme of the chapter. If your prayer corner display includes pictures or actual works of God's Creation, call attention to them as you lead the prayer.

5 God Is Our Loving Father



O God, everything you made is wonderful!
Your love will last forever.

Based on Psalm 136:4

Share

God made all things.
All things show God's love.
Look at the picture.
Tell how each thing
shows God's love.

Draw something you like that
shows God's love.

Draw something you like that
shows God's love.

How did
God create
the world?

Believe 85

Additional Activity

Taking an Imaginary Nature Walk

- Invite the children to close their eyes and to imagine that they are walking in a park, in the woods, near a lake, or on a beach. Consider softly playing a meditative CD with sounds of nature.
- Ask the children to pretend that they can see some of the wonderful things God made. (*Pause.*)
- Have the children open their eyes and invite volunteers to tell about their imaginary wonders.

Day 1 Share Objective

To explain how things God made show his love.

1 Introduction

✦ Praying with Scripture

- Gather the children in the prayer corner.
- Remind the children that in the last chapter, they praised God because he is so wonderful. Tell them that in today's lesson, they will learn about some of the wonderful things God made.
- Light the candle near the Bible. Then pray the Scripture verse at the top of the page by inviting the children to repeat the words after you.
- End by singing together the Unit 2 song on page 82.

2 Development

Personal Experience

- Read aloud the text about God making all things. Invite volunteers to tell how each thing pictured shows God's love.
- **Ask** "What are some of your favorite things that God made?" (*Accept all reasonable answers.*)

Doing the Activity

Read aloud the directions. Then invite the children to draw some favorite things that show God's love.

3 Conclusion

- Gather the children in the prayer corner.
- Invite volunteers to name something made by God.
- Conclude by praying the Scripture verse at the top of the page. If you wish, sing together the Unit 1 song on page 24.

➔ **Looking Ahead** Read aloud the question in the arrow. Invite the children to think about it. Explain that they will learn the answer in the next day's lesson.

Day 2

Hear & Believe

Objective

To learn that God created everything in the world out of nothing

1 Introduction

Sharing Experiences

Ask "Why do you think God made a world with so many wonderful things in it?" (*Answers will vary but might include because he loves us.*)

2 Development

Discussing the Scripture Story

The Illustration

- Invite the children to look at the rebus art in the Creation poem on this page. Have volunteers take turns identifying the pictures.
- **Ask** "Who created all of these things?" (*God*)


The Scripture


- Direct the children's attention back to the Creation poem as you read it aloud.
- Slowly read the poem again having the children name the rebus pictures.
- **Say** "The whole story about Creation is found in the Bible. It is at the beginning of the Old Testament. The story tells about the wonderful things God made."

Hear & Believe


Scripture God Creates the World

God made the  and  at night.

God made the  for warmth and light.


And on the land, God planted ,

while in the sky flew  and .

The  sprang up from the earth.

Sweet  and  came to birth.

The  and  swam in the seas.

And on the land were .

Soon  and  did appear,

with  and  and deer.

Based on Exodus 14 and 15

86



Enriching the Chapter

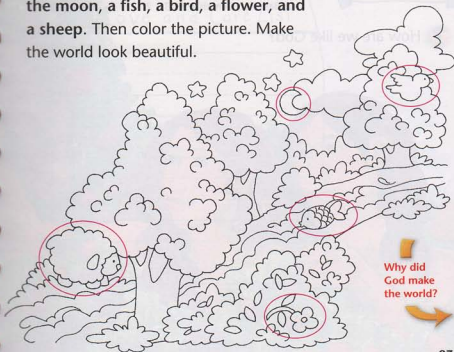
Reading About Creation

- Consider enriching the chapter by reading a book about the wonders of creation.
- There are many popular books available at your local library or bookstore, such as *And If the Moon Could Talk* by Kate Banks (Farrar Straus & Giroux), or *Absolutely Awesome* by Michael and Caroline Carroll (Tyndale House).

God's Wonderful World

God created a beautiful world. He created the world and everything in it from nothing. God loves the animals, the plants, and everything that he made. Everything that God made is called **Creation**.

Activity Five things that God created are hidden in the picture. Find and circle the moon, a fish, a bird, a flower, and a sheep. Then color the picture. Make the world look beautiful.



Why did God make the world?

87

Faith Words

Creation

Creation is everything that God made.

Understanding the Scripture

- Read aloud "God's Wonderful World."
- **Say** "God created the world and everything in it from nothing."
- **Ask** "What does God love?" (*the animals, the plants, and everything that he made*)

Faith Words

Call on volunteers to explain the meaning of the Faith Word in their own words. You may wish to have the children complete its definition in the Write-in Glossary.

Doing the Activity

- Read aloud the directions for the activity.
- Have the children find and circle the hidden pictures (moon, fish, bird, flower, sheep).
- Encourage the children to make the picture beautiful. Circulate among the children, praising and encouraging them as they work.

3 Conclusion

- Invite volunteers to name three things that God created. (*Answers might include animals, plants, the stars, the sun, and so on.*)
- Conclude the lesson by inviting the children to praise God for the gifts of Creation.
- If you wish, have the children sing the song suggested on page 82D.

Looking Ahead Read aloud the question in the arrow. Invite the children to think about it. Explain that they will learn the answer in the next day's lesson.

Additional Activity

Playing a Creation Guessing Game

- Invite a volunteer to think of something God created and to whisper its name in your ear. Then have the child say, "I'm thinking of something God created that begins with ___" (naming the beginning consonant).
- Allow the volunteer to call on as many as three children to guess the answer.
- Give the child who answers correctly the next turn. If no one answers correctly, the volunteer should tell the answer and then choose another child to take the next turn.

Teacher TIP

Identifying Things God Created

Most six- and seven-year-olds find it difficult to differentiate between things created by God and things made by people. To help the children understand the difference, tell them that God created things we see in nature. Then hold up a branch from a tree. Brainstorm a list of things that people can make from wood, such as a table and paper.

Day 3

Hear & Believe

Objective

To discover ways that God, our loving Father, cares for all that he creates

1 Introduction

Sharing Experiences

- Invite the children to think about what would happen if the things that God created were not cared for.
- **Ask** “Who does God expect to take care of his Creation?” (*people*)

2 Development

Discussing the Scripture Story

The Illustration

- Invite the children to look carefully at the illustration on pages 88 and 89.
- **Ask** “Who do you think the people in the picture are?” (*the first man and woman, Adam and Eve*)

The Scripture

- Direct the children’s attention to the Scripture story. Read aloud “God Creates People.”
- **Say** “God made people to be like himself. He created them to be good and to care for one another.”
- **Ask** “How can we help God care for Creation?” (*Answers might include by taking care of pets and plants, by not wasting natural resources, by recycling, and so on.*)
- Discuss the question at the end of the story. (*Help the children understand that we are like God because we care for God’s Creation.*)


Hear & Believe

1 God Creates People

God saw that everything he created was good. Then God created people to be like himself. God told the people to take care of the fish, the birds, and all the animals. God said, “The plants and the trees will give you food to eat.”

God blessed the people and told them to have children. God rested when the work of Creation was done.

Based on Genesis 1:26–31, 2:3

 How are we like God?



1 Scripture Background

The Book of Genesis

- Genesis, the first book of the Bible, gives us the account of God’s first encounters with the people he created in his image and likeness. Not intended to be a scientific or historical account of the first humans, the Book of Genesis gives us insight into the nature of God. Being all good and all loving, God creates everything that is good, according to his own nature.
- God remains faithful in the covenants he made with his people. Adam and Eve, however, did not appreciate their relationship with God and turned away from him, bringing sin and selfishness into the world. Throughout the Old Testament, God remains a faithful and loving God despite the unfaithfulness of some of his people.

Our Church Teaches

God is our loving Father. He created everything in the world to show his love for us. God cares for us and for all Creation. God is our **Creator**.

Activity God gives us special people to love and care for us. Write the names of people who love and care for you.

My Love and Care List

We Believe

God created all things to show his love for us.

Faith Words

Creator
God is our Creator. God made everything in the world.

How can we care for God's Creation?

89

Additional Activity

Making Models of Creation

- Distribute modeling clay to each child. Ask the children to mold figures of something they like in God's Creation.
- Invite volunteers to do a "show and tell" about their models.
- Label each model and display all of them in a prominent place in the classroom.

Understanding the Doctrine

- Read aloud "Our Church Teaches."
- Emphasize that God is our loving Father and Creator, and that God cares for us and all Creation.
- **Ask** "Why did God create everything in the world?" (*to show his love for us*)

We Believe/Faith Words

- Read aloud the We Believe statement at the top of the page.
- **Ask** "How does God's creation of people show his love for us?" (*Accept all reasonable answers, such as God didn't want us to be lonely; God wanted us to have parents to love and care for us.*)
- Ask volunteers to explain the meaning of the Faith Word in their own words. You may wish to have the children complete the definition in the Write-in Glossary.

Doing the Activity

- Direct the children's attention to the activity on page 89.
- Allow the children time to complete their lists of caring people. Circulate among the group, offering help where needed.
- Allow the children time to share their special people with a partner.

3 Conclusion

- Summarize the lesson by asking volunteers to explain how we know that God is our loving Father. (*He cares for all things and people; he gives us people to care for us.*)
- Gather the children in the prayer corner. Invite each child to name a person from their love and care list. Pray for each person named by having the group say "Thank you, God, for (name)."
- Conclude with the Sign of the Cross.

Looking Ahead Read aloud the question in the arrow. Invite the children to think about it. Explain that they will learn the answer in the next day's lesson.

Day 4

Respond**Objective**

To discuss ways that we can care for God's Creation

1 Introduction**Sharing Experiences**

Ask "When have you helped take care of someone or something?" (*Answers will vary but might include helping to take care of a sibling, a pet, a plant, a garden, and so on.*)

2 Development**Discussing the Story****The Photograph**

- Point out the photograph of Anna in her backyard garden.
- Invite volunteers to name things in the photograph that God created.


The Story

- Invite the children to look at the photograph as you read aloud "Caring for Creation."
- **Ask** "Why do you think Anna liked the statue of Saint Francis best of all?" (*Possible answers: Saint Francis loved everything in the world; he cared for plants and animals; he was kind to people.*)
- Invite volunteers to answer the question at the end of the story.

Respond**Caring for Creation**

Anna liked to play in her yard. She liked the little flower garden. Best of all, Anna liked the statue of Saint Francis. Anna learned that Francis loved everything God created. Francis took good care of plants. He was kind to animals. He helped people in need.

Anna picked up her watering can. She said, "Thank you, God, for making our world." Then Anna began to water the flowers.

 How did Anna care for God's Creation?

**Cultural Awareness****Respecting All of Creation**

Tell the children that Native Americans have always held a great respect for nature and for all of Creation. The following are some specific examples.

- The Delaware Nation, who called themselves the *Lenni Lenape*, which means "original people," considered forest animals important gifts from the Great Spirit.
- Blackfoot Indians considered the buffalo to be a great gift from God and hunted them across the Great Plains for food and other products.
- The Sauk and Fox Nations believed that all living things were to be respected because the Creator gave them to their people as gifts.

Activities

1. Draw yourself in the heart. Think about how much God loves you.
2. Here are some ways we care for God's Creation. Draw a line from each way to its matching picture.



Help people in need.



Be kind to animals.



Share God's gifts.



How can we thank God for loving us?

91

Additional Activity

Planting Seeds

- Invite the children to decorate paper cups that will be used for planting seeds.
- Help the children add soil, seeds, and water. Use bean seeds or other seeds that grow rapidly and require little care.
- Discuss the kind of care seeds need in order to grow into healthy plants.
- Place the children's seed cups on a sunny windowsill or have the children take their plants home to care for them.

Doing the Activities

1. Drawing Themselves

- Direct the children's attention to the first activity.
- Invite the children to draw themselves in the heart-shaped space.
- Remind the children that they are a very special part of God's Creation.

2. Matching Sentences with Pictures

- Have the children point to the second activity while you explain the directions.
- Read aloud each sentence. Give the children sufficient time to complete the matching activity.
- Invite volunteers to share their responses.

3 Conclusion

- Invite volunteers to name three ways that they can care for God's Creation. (*Accept all reasonable responses.*)
- End the lesson by praying the opening Scripture verse on page 85 and by making the Sign of the Cross.
- If you wish, sing together the song suggested on page 82D.

Looking Ahead Read aloud the question in the arrow. Invite the children to think about it. Explain that they will learn the answer in the next day's lesson.

Day 5 Prayer

Objective

To pray a prayer of thanks to God for the gifts of Creation

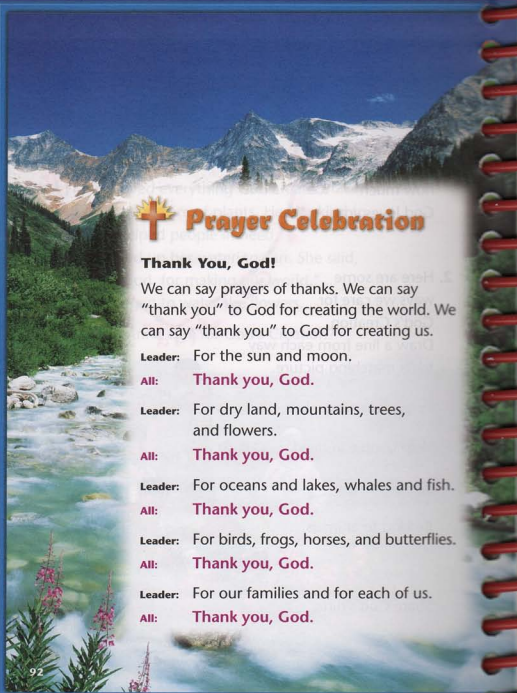
Prayer Celebration

Preparing for Prayer

- Tell the children that in the prayer celebration they will thank God for some of the wonderful things he created.
- Explain that you will be the leader, and that they should say "Thank you, God" each time they see the word "All."
- If you displayed pictures or objects representing the gifts of God's Creation mentioned in the prayer, call the children's attention to them.

A Prayer of Thanks

- Play the Unit 2 song and invite the children to listen to the words as they gather in the prayer corner.
- Light the candle on the prayer table and remind the children that God is with us and will listen to our prayer.
- Read aloud the introductory lines. Then lead the children in the thank you prayer.
- Close the prayer celebration by singing together the Unit 2 song on page 82.



Prayer Celebration

Thank You, God!

We can say prayers of thanks. We can say "thank you" to God for creating the world. We can say "thank you" to God for creating us.

Leader: For the sun and moon.

All: Thank you, God.

Leader: For dry land, mountains, trees, and flowers.

All: Thank you, God.

Leader: For oceans and lakes, whales and fish.

All: Thank you, God.

Leader: For birds, frogs, horses, and butterflies.

All: Thank you, God.

Leader: For our families and for each of us.

All: Thank you, God.



Looking Ahead to Chapter 6

Take Home

Tear out the **Take Home Family Time** pages for the next chapter. Remind the children to work on these at home with their parents and other family members.



Cultural Connections blestarewe.com/familytime



Visit our Web site for the Take Home Family Time pages in Polish, Portuguese, Spanish, and Vietnamese.

5

Chapter Review

- A** Complete the sentences with the words on the flowers.



1. Our loving Father and Creator is

God

2. God made people to be like himself.

3. God's Creation shows his love for us.

4. Saint Francis showed his love for everything that God created.

Chapter Review 93

Day 5

Chapter Review

Reviewing the Chapter

- The Chapter Review exercises will help the children recall the important content of the chapter as well as prepare for the Chapter 5 test.
- Be sure to review the concept that God, our loving Father, created us and all of creation out of love.

Completing the Exercises

- Depending upon the reading levels of the children, you may wish to read aloud the sentence-completion exercise. Make sure the children know the words on the flowers. Point out that each word completes one of the sentences.
- You may wish to tell the children that they can look back in the chapter to find the answers if they cannot remember them. Allow the children time to complete the sentences.
- The Answer Locator gives the page number where each answer may be found.
- Be sure to discuss the responses with the class and to go over concepts that were misunderstood or forgotten. Then have the children correct any mistakes they may have made.

Answer Locator

1	p. 89
2	p. 88
3	p. 85
	p. 89
4	p. 90

Day 5

Chapter Review

Special Note for Exercise B

Completing the Words of a Prayer: After reading aloud the directions, tell the children to use each letter in the circle only once. Suggest that the children draw a line through each letter that they use. Point out that the letter "a" appears twice in the circle.

Optional Testing

After the children have completed the Chapter Review, you may wish to administer the Chapter 5 Test from the reproducible pages in the test book or from the CD-ROM for Grade 1. If you use the CD-ROM version of the testing program, you may customize the test to meet the needs of your class.



5

Chapter Review

- B** Circle the gift of God's Creation that you like best.
Answers will vary.



Complete the words of the thank you prayer with letters from the globe.

Thank yo,
God for the gift
of Creation.



- C** Draw yourself taking care of something God created.

Accept all reasonable drawings.

Self-Evaluation

This session was

- one of the best.
- pretty good.
- in need of improvement.

What worked out best was

For next time I would change

I will be sure to prepare for

Answer Locator

B

pp. 86, 92

C

pp. 88, 90

Faith in Action

Church Groundskeepers

Invite the children to turn to *Faith in Action* on page 131. Discuss the ministry and then have the children complete the related activities.