

CONTENTS

Helps for the Catechist

Welcome!	T4
The Catechetical Ministry	T4
The Foundations of Catechesis	T5
A Spiral Curriculum Based on the Four Pillars of the Catechism	T6
BLEST ARE WE Program Overview	T7
Learning Styles and Strategies	T10
Profile of the Fourth-Grade Child	T12
The Learning Environment	T14
Involving the Parish	T16
Involving the Family	T18
Introducing Take Home Family Time Pages	T19
Teaching Doctrine	T20
Teaching Worship	T21
Teaching Morality	T22
Introducing Faith in Action	T23
Teaching Prayer	T24
Introducing www.blestarewe.com	T25
Learning Activities	T26
Assessment	T28

Scripture

Understanding Scripture T29

A catechist's complete mini-course on the Bible and teaching Scripture to children

Teaching Scripture T37

Core Chapters 1

Planning pages and step-by-step suggestions for teaching all twenty chapters of BLEST ARE WE Grade 4

Feasts and Seasons 233

Eleven lesson plans on the liturgical year and major feast-day celebrations

Our Catholic Heritage 259

A brief survey of Catholic doctrine, organized according to the four pillars of the Catechism

Resources T39

Answer Key for the chapter activity masters and resources for liturgical catechesis



CONTENTS

Let Us Pray	9
Traditional Catholic prayers and devotions	
About the Bible	17
Preparing to understand the Scriptures	
Program Song	22
"Blest Are We"	

UNIT 1	The Goodness of God	23
	Unit Song • "All You Works of God"	24

CATECHISM PILLARS

CHAPTER

PAGE



1. God's Goodness	25
God reveals himself as one God in Three Persons	
Scripture Story • The Story of Creation	28
Prayer Celebration • A Prayer of Praise	32
Faith in Action • Parish Ministry • Good Stewards	34



2. Praise and Thanksgiving	35
It is right to give thanks and praise to the Lord our God	
Worship • We Give Thanks and Praise	38
Prayer Celebration • A Praise and Thanks Prayer	42
Faith in Action • Parish Ministry • Altar Servers	44



3. The Commandments and God's Covenant	45
The Ten Commandments guide us in serving the one true God	
Scripture Story • Ten Commandments	48
Prayer Celebration • A Prayer of Petition	52
Faith in Action • Parish Ministry • Catechists	54



4. The Commandments and the Lord's Prayer	55
We follow the message of selflessness by praying the Lord's Prayer	
Scripture Story • The Lord's Prayer	58
Prayer Celebration • Signing the Lord's Prayer	62
Faith in Action • Parish Ministry • Music	64

UNIT 2	Jesus Is the Son of God	65
	Unit Song • "Blest Are They"	66



5. Jesus, the Image of God	67
Jesus shows us how to love others as God loves us	
Scripture Story • The Crucifixion	70
Prayer Celebration • A Prayer of Reflection	74
Faith in Action • Parish Ministry • Cursillo	76



6. Baptism in Christ	77
In Baptism we are united with Christ and the Church	
Worship • The Sacrament of Baptism	80
Prayer Celebration • Our Profession of Faith	84
Faith in Action • Parish Ministry • Godparents	86

7. The Commandments and the Beatitudes **87***The Beatitudes are paths to happiness and to God's kingdom.***Scripture Story** • The Beatitudes 90**Prayer Celebration** • A Scripture Prayer 94**Faith in Action** • Parish Ministry • Holy Name Society 96**8. The Commandments and the Kingdom** **97***The Ten Commandments and the Beatitudes lead to God's justice.***Scripture Story** • The Laborers in the Vineyard 100**Prayer Celebration** • A Prayer for the Kingdom 104**Faith in Action** • Parish Ministry • Parish Staff 106**UNIT 3****The Holy Spirit** **107**

Unit Song • "O Breathe on Me, O Breath of God" 108

9. The Holy Spirit Guides Us **109***The Holy Spirit guides us in making choices that show God's goodness.***Scripture Story** • The Promise of the Holy Spirit 112**Prayer Celebration** • A Prayer of Intercession 116**Faith in Action** • Parish Ministry • Youth Ministers 118**10. Confirmed in the Spirit** **119***In the Sacrament of Confirmation, the Holy Spirit strengthens us to become more like Christ.***Worship** • The Sacrament of Confirmation 122**Prayer Celebration** • An Action Prayer 126**Faith in Action** • Parish Ministry • RCIA 128**11. The Commandments and the Law of Love** **129***The fourth through sixth commandments guide us to love and respect all people.***Scripture Story** • The New Commandment 132**Prayer Celebration** • A Web Prayer 136**Faith in Action** • Parish Ministry • Respect Life 138**12. The Commandments and Doing God's Will** **139***Through prayer we learn to understand and trust God's plan for each of us.***Scripture Story** • Jesus and His Family 142**Prayer Celebration** • An Adoration Prayer 146**Faith in Action** • Parish Ministry • Eucharistic Holy Hour 148**UNIT 4****The Church** **149**

Unit Song • "Hands of Healing" 150

13. Sacraments in the Church **151***The Church celebrates the sacraments so that we can fully experience Christ's presence.***Scripture Story** • One Body, Many Parts 154**Prayer Celebration** • A Prayer for the Body of Christ 158**Faith in Action** • Parish Ministry • Liturgy Committee 160**14. The Sacrament of Reconciliation** **161***Through the Sacrament of Reconciliation, our relationship with God and the Church is healed.***Worship** • Jesus Forgives Sins 164**Prayer Celebration** • An Examination of Conscience 168**Faith in Action** • Parish Ministry • Anointing of the Sick and Ministry to the Infirm 170**15. The Commandments and Forgiveness** **171***Our conscience is guided by what the Church teaches about God's laws.***Scripture Story** • The Forgiving Father 174**Prayer Celebration** • A Prayer for Forgiveness 178**Faith in Action** • Parish Ministry • Pastoral Council 180



16. The Commandments and Praying for Forgiveness 181

The seventh through tenth commandments require us to give proper respect and care for the rights of others.

Scripture Story • The Unforgiving Servant 184

Prayer Celebration • A Prayer for Peace 188

Faith in Action • Parish Ministry • Lectors 190

5 Social Justice 191

Unit Song • "Song of the Body of Christ" 192



17. Our Vocation to the World 193

We share Christ's role as priest, prophet, and king with those who are baptized.

Scripture Story • The Light of the World 196

Prayer Celebration • Prayer Before a Crucifix 200

Faith in Action • Parish Ministry • Ministries to the Unemployed 202



18. The Eucharist 203

The Eucharist is central to our Catholic faith.

Worship • Gathered as One in Christ 206

Prayer Celebration • A Litany of Saints 210

Faith in Action • Parish Ministry • Extraordinary Ministers of Holy Communion 212



19. The New Commandment and the Works of Mercy 213

Jesus combined the Ten Commandments and the Beatitudes into one law of love.

Scripture Story • Seeing Christ in Others 216

Prayer Celebration • A Signing Prayer 220

Faith in Action • Parish Ministry • Ministries to the Poor 222



20. The Commandments and Bringing God's Message to the World 223

Through prayer, God helps us bring his love, peace, and justice to the world.

Scripture Story • The Commissioning of the Disciples 226

Prayer Celebration • A Commitment Prayer 230

Faith in Action • Parish Ministry • Rosary Altar Society 232

FEASTS AND SEASONS

Liturgical Year Calendar 234

The feasts, the holy days, the seasons, Scripture, symbols, colors, and worship.

Blessed Teresa of Calcutta 237

Blessed Teresa of Calcutta is known for her selfless work among the poor, and her love for the poorest among them.

Saint Martin de Porres 239

Saint Martin de Porres is a role model to all those who wish to practice humility and a deep prayer life.

Our Lady of the

Miraculous Medal 241

When we wear a medal, we are reminded of holy people who can help us live good and faithful lives.

Advent 243

Advent is a time of preparation to welcome the Jesus of history, mystery, and majesty into our hearts.

Christmas 245

Jesus, the Light of the World, has come to lead us from the darkness of sin and death into new life.

Lent: Remembering the Cross 247

During the season of Lent, we remember Jesus' sacrifice on the cross by praying the Way of the Cross.

Lent: A Prayer Celebration 249

Lent is a journey of preparing ourselves for the full and abundant life Jesus has promised us.

Three Holy Days 251

During Holy Week, we accompany Jesus through the events that lead to his Passion, and death on the cross.

Easter 253

Easter is the Church's greatest feast, celebrating the Resurrection of Jesus Christ from the dead.

The Feast of Pentecost 255

The Feast of Pentecost is the celebration of the coming of the Holy Spirit to the disciples and upon the Church.

The Assumption of

the Blessed Virgin Mary 257

Mary gave praise to God in everything she said and did. Her faith is an example for us today.

OUR CATHOLIC HERITAGE

Organized according to the 4 pillars of the Catechism

I. What Catholics Believe 260

II. How Catholics Worship 262

III. How Catholics Live 270

IV. How Catholics Pray 275

GLOSSARY 278

INDEX 282

Jesus Is the Son of God

UNIT 2

Through his life and teaching, Jesus showed us what it means to be made in the image of God. Through his death and Resurrection, Christ gave us a share in his divine life forever.

*Father, forgive them,
they know not what they do.*
Luke 23:34



This embroidery on a priest's chasuble shows the Via Dolorosa, the street along which Jesus carried the cross.

Jesus Is the Son of God

UNIT 2

Summarizing the Unit

Introduce the children to the unit by inviting a volunteer to read the unit title and the summary paragraph beneath it.

Discussing the Photographs

Invite the children to look carefully at the photographs on page 65 and describe what they see.

✚ Discussing Scripture

- Direct the children's attention to the quote from the Bible on page 65.
- You may want to revisit this page at the conclusion of the unit to reinforce and review what the children have learned.

Catch-up Catechesis

Topics To help children who need Catch-Up Catechesis, this unit covers the following topics.

- | | |
|--|-------------------------------|
| Ch. 5 Jesus as God's Divine Son | Ch. 7 Ten Commandments |
| Paschal Mystery | The Beatitudes |
| Ch. 6 Sacrament of Baptism | Ch. 8 God's Justice |
| | Kingdom of God |

Our Catholic Heritage You may review the references in this unit to Our Catholic Heritage on the following pages in the back of the book.



Beatitudes, p. 271

In addition, you may want to review the Sacraments on p. 262 and the Commandments on p. 272.

Faith Words

Chapter 5

divine
Ascension
Paschal Mystery

Chapter 6

Baptism
anointed
original sin

Chapter 7

Beatitudes

Chapter 8

justice

Introducing the Song

Begin by reading through the words of the song with the children. Discuss the meaning of any unfamiliar words. Next, listen to the recording. It can be found on the BLEST ARE WE music CD 4. Then have the children sing along with the recording. When you feel they are ready, have them sing along with the instrumental track.

Using the BLEST ARE WE Song Book

The BLEST ARE WE Song Book contains psalms, hymns, and songs that can be used in a parish setting as well as in the religious education of children. (Recordings and instrumental tracks are also available.) Each chapter contains suggestions from the Song Book along with the song number.

Choosing Additional Songs

Each At-a-Glance Planner has several music suggestions that directly correlate to the specific themes discussed in the chapter. These and all suggested songs/hymns can be used in place of or in addition to the unit song or program song.



Suggestions for movement and additional music can be found at www.blestarewe.com.

Special Notes

Collaborate with your parish director of music ministries to find appropriate times during parish celebrations to use the program song or the unit songs. This will help link the music learned in the religion program to the liturgical life of the parish community. If possible, have someone play the chosen song on the piano or another instrument during the session. Guitar chords and keyboard accompaniment can be found in the BLEST ARE WE Accompaniment Book.

Blest Are They

Matthew 5:3-12, Adapted by David Haas

Music by David Haas

VERSE

1. Blest are they, the poor in spir - it,
2. Blest are they, the low - ly ones,
theirs is the king - dom of God.
they shall in - her - it the earth.

Blest are they, full of sor - row,
Blest are they who hun - ger and thirst,
they shall be con - soled.

REFRAIN

Re - joice and be glad!

Bless - ed are you, ho - ly are you!

Re - joice and be glad!

Yours is the king - dom of God!

- Blest are they who show mercy, mercy shall be theirs.
Blest are they, the pure of heart, they shall see God!
Refrain
- Blest are they who seek peace; they are the children of God.
Blest are they who suffer in faith, the glory of God is theirs.
Refrain
- Blest are you who suffer hate, all because of me.
Rejoice and be glad, yours is the kingdom; shine for all to see.
Refrain

© 1985, GIA Publications, Inc.

When to use the unit song:

- before or after the opening prayer
- during the prayer celebration
- at the end of the session
- during special celebrations

When to use the instrumental tracks:

- as the children enter the room
- during the opening prayer
- as background music during independent work time
- during the prayer celebration (especially during a meditation prayer service)
- during the Feasts and Seasons lessons

Jesus, the Image of God

Chapter

5

Background for the Catechist

This chapter deals with two great mysteries of our faith: the Incarnation and the Paschal Mystery. The word *incarnation* means “to become flesh, to take on a human body.” We believe that God became incarnated in Jesus. *Paschal Mystery* refers to Jesus’ Passion, death, and Resurrection—his passing over from death to new life. The ancient Israelites offered the paschal lamb and then were freed from slavery when the angel of death passed over their homes. We believe that Jesus is our Paschal Lamb. Through his suffering, death, Resurrection, and Ascension, we are freed from sin and given new life.

Being God’s Image Today

Many people celebrate the Incarnation at Christmas and the Paschal Mystery during Lent and Easter. These two great mysteries of our faith, however, are two sides of the same coin. Each is an essential part of God’s work of Salvation. Jesus is truly human and truly divine. When we look at Jesus, we see God the Father; we also see our best selves. We are called to follow Jesus by speaking and acting as he did—with compassion, forgiveness, and love. Like Jesus, we too are called to be God’s image in today’s world.

Faith Focus

As God’s divine Son, Jesus is a model for us of what it means to be created in the image of God.

Time for Reflection

How can my words and actions reflect God’s image in today’s world?

Catechist Prayer



Jesus, true God and true man, help me to see God in your words and actions and in the faces of those around me. Grant that I may reflect God’s image and help me imitate your love, selflessness, patience, and forgiveness. Enable me to see myself as a unique and irreplaceable expression of God. Amen.



At-a-Glance Planner

TIME



GUIDE

Share 15 minutes



- Pray the Scripture verse.
- Read about and discuss role models.
- Complete the activity.

Additional Activity

- Seeing ourselves as role models.

Materials

- materials for prayer corner as listed on page 66C
- paper
- pens or pencils

Additional Activity

- note paper
- pens or pencils

Activity Master 5a

See Catechist Guide, page 66D.



Hear & Believe 25 minutes



- Discuss the illustration.
- Read and discuss the Scripture story about Jesus' crucifixion.
- Teach the doctrine in "Our Church Teaches."
- Discuss We Believe and review the Faith Words.

Additional Activity

- Knowing Jesus, our role model and savior.

- CD player

Additional Activity

- Bibles
- pens or pencils
- writing paper



Respond 20 minutes



- Read and discuss the story about Saint Catherine of Bologna.
- Do the activities.
- Pray "A Prayer of Reflection."
- Distribute the Take Home Family Time pages for the next chapter.

Additional Activity

- Following Jesus in our actions.

- colored pencils or markers
- music conducive for reflection

Activity Master 5b

See Catechist Guide, page 67.

Overview

Chapter

5

Multimedia Resources

Books

- *Jesus for Children*
William Griffin
(Twenty-Third Publications, 1994)
The life of Jesus is presented in more than fifty read-aloud stories told from Scripture in contemporary language.

Videos

- *Stations of the Cross for Children*
(15 min.) (Oblate Media & Communications)
Children can reflect on the cross Jesus had to bear and discover ways to follow Jesus today.

Audio

- BLEST ARE WE Scripture CD 4
(English: track 4 / Spanish: track 19)

Music


- Blest Are They"
(Unit 2 song, page 66)
BLEST ARE WE music CD 4, track 3
BLEST ARE WE Song Book #18
Gather Comprehensive II Hymnal #636
- "Were You There"
African-American spiritual
Gather Comprehensive II Hymnal #438
- "St. Teresa's Prayer"
John Michael Talbot
(EMD/Capitol Records)

Learning Focus

This chapter will help the children


1. understand Jesus is both human and divine.
2. identify Jesus as the role model for Christians.
3. explore ways in which, like Jesus, we can be true to our principles.

Catechism Connection



The *Catechism of the Catholic Church* (CCC) explains that, as Christ's disciples, we imitate the life of Jesus because he is the image of God.
CCC references: 324, 381, 479–480, 561, 620–621, 629, 637, 744, 2644, 2721

GDC and NDC Connections



The *General Directory for Catechesis* (GDC) recalls that Christ by his incarnation committed himself to his social and cultural environment.
GDC references: Chapter 5

The *National Directory for Catechesis* (NDC) presents the application of the catechetical principles associated with teaching that Jesus is the image of God.
NDC references: Ch. 6 Section 41

For the Prayer Corner



Arrange the prayer corner as described on page T24. For today's session on Jesus, prepare a special area in the prayer corner where the children will be able to display their images of Jesus completed from Activity 1 on page 72.

Visit www.blestarewe.com



Visit our Catechists and Kids sections for

- interactive and printable activities.
- the Liturgical Calendar.
- Lesson Planning Resources.

Name _____

Images of God

Complete the chart below. Fill in the actions of a role model and the results he or she has on other people.

Actions		Results
Does good deeds	➔	
	➔	Other people behave respectfully
Shows skills and talent	➔	
	➔	
	➔	

© RCL Benziger

To the Teacher: Use this activity to reinforce the Share section.

BLEST ARE WE 4

5a

CHAPTER 5



Warm-Up Activity Master can be used for early-arriving children.
Or Icebreaker for Share.

Name _____

God's Divine Son

Unscramble the answers. Then fill in the blanks with the correct answers. There are extra words.

- Soldiers hung Jesus upon a wooden _____.
- Jesus was God and the same time he was _____.
- The _____ played games to see who would get his clothes.
- Jesus _____ and died on the cross.
- Jesus prayed, "Father, _____ them."
- Jesus is part of the Holy _____.
- Jesus saved us from our _____.
- The _____ Mystery is the greatest way Jesus showed his love.
- Jesus' return to his Father in glory is known as his _____ into heaven.
- Jesus showed us how to treat others with _____.

dvesa _____
 aahplcs _____
 rcssso _____
 niss _____
 ttyniri _____
 ffreeud _____
 ujess _____
 ctpseer _____
 auhmn _____
 rosdlise _____
 nnsocioea _____
 ioefrgv _____



To the Teacher: Use this activity to reinforce the Hear & Believe section.

CHAPTER 5

5b

BLEST ARE WE 4



Wrap-Up Activity Master can be completed during the session. Or at home.

Take Home PAGES

Pre-chapter home activities for families

Chapter

5


FAMILY TIME

Beginning at Home

Many of the children will have spent some time with their families working with the Take Home Family Time pages at home. You can help the children connect with what was done at home by discussing the saint featured or using A Prayer for the Week at an appropriate time.

Getting ready for Chapter 5

Take Home





Jesus, the Image of God

Mirrors give us a good representation of ourselves. They do, however, reverse things so that the left side appears as the right and the right side, the left. Recently, a "true mirror" has been invented that reflects you as you are, by the use of right angles. Jesus is the "true mirror" of God, who shows us what God is like and, therefore, what he expects us to be like.

ACTIVITY

Mirror Message Make a mirror out of a piece of silver paper or aluminum foil. In the center, write how someone in your family reflects God's image. Give it to that person as a gift!

WEEKLY PLANNER

<p>On Sunday</p> <p>Remember that Jesus is our true friend and role model.</p> <p>On the Web</p> <p>Visit our Web site for the saint of the day and the reflection question of the week.</p>	<p>Saint of the Week</p> <p> Saint Catherine of Bologna (1481-1532)</p> <p>Saint Catherine of Bologna studied in a courtly life to join the Poor Clares religious community. She was known for her holiness, piety, and charity. Saint Catherine was also a painter and manuscript illuminator.</p> <p>Patron Saint of: Artists</p> <p>Fest Day: March 9</p>	<p> A Prayer for the Week</p> <p>Jesus, we thank you for your example. Like Saint Catherine of Bologna, help us to use our talents, to always give praise to you, the perfect role model. Amen.</p>
--	---	---

Family Time Level 4 67



Sunday Connection

Visit Our Web Site Catechists and parents can visit www.blustarewe.com for

- resources related to the Sunday liturgy.
- a summary of the Sunday Scripture readings.
- the Reflection Question of the Week.
- seasonal activities.



More About the Saint of the Week

Saint Catherine of Bologna is also featured on the Respond pages in this chapter. Her single-minded focus on the person of Jesus helped her lead a life of holiness. You can read more about her life in *Butler's Lives of the Saints* (The Liturgical Press, 1998).

Getting ready for Chapter 5

Take Home




Scripture Background

In the Time of Jesus

Burial Jewish burials usually took place within a day after the person's death. An important part of the burial custom was the preparation of the body. Family members and friends washed the body, anointed it with spices, and wrapped it in linen. The mourners then carried the body in a procession to the tomb. Rock-cut tombs that were sealed with large stones were common burial sites. After Jesus died on the cross, his body was placed in this type of tomb.

Read about Jesus' crucifixion in Luke 23:33-56.



OUR CATHOLIC TRADITION in America

City Names Saints are people who have tried to live like Jesus. They are examples for us, as Jesus was an example. They showed us how to be human and also imitate God. In our country we have many cities that have been named after saints, for example: St. Louis, San Francisco, St. Paul, and Santa Barbara. They are daily reminders of saints in our midst.



Golden Gate Bridge, San Francisco, CA



Praying

A Prayer for the Week

Using our talents well is one way to show that we are made in God's image. Invite the children to mention some things they do well or are proud of as a lead-in to the prayer.

5 Jesus, the Image of God



Whoever has seen me has seen the Father.

John 14:9

Share

In His Image



There are people in our lives who set a good example for us by being kind, helpful, and loving as Jesus was. We call these people role models. Role models show us how to bring God's goodness into our world. We admire them and try to follow in their footsteps.

Activity

Who do you think is a good role model in your life? On the lines below, write the name of your role model. Then write how this person is kind or helpful.

My role model is: Answers will vary.

This person is a role model for me because: _____

How did
Jesus show
us his love?

Believe 69

Additional Activity

Share Seeing Ourselves as Role Models

- Arrange the children in pairs.
- Have each person make a list of his or her partner's qualities as a role model.
- Invite pairs to present their summaries of one another.

Share



Praying with Scripture

Explain to the children that God revealed himself in the person of Jesus Christ.

- Remind the children that we see Jesus Christ every day in the kind and loving actions of others.
- Have the children reflect on the artwork depicting Jesus on page 69.
- Together, pray the Scripture verse at the top of the page.
- Sing the unit song on page 66.

Personal Experience

- See if the children can identify any of the people in the painting of Jesus. The painting depicts famous people such as Dr. Martin Luther King Jr., John F. Kennedy, and Mohandas Gandhi, as well as unknown faces. Explain that all people make up the Body of Christ.
- Invite a volunteer to read the paragraph explaining role models.

Doing the Activity

- Invite the children to do the activity on page 69.
- As an extension of the activity, you may wish to have the children list the qualities that make them a role model for others.

Call attention to the Page
Turner questions throughout
the chapter.

Hear & Believe

✚ Discussing the Scripture Story

The Illustration Focus the children's attention on the illustration on pages 70–71.

Say "This scene takes place outside the city of Jerusalem. Jesus was crucified here along with two other men."

The Scripture Ask a volunteer to read aloud the Scripture story, and another to read Jesus' words at the end.

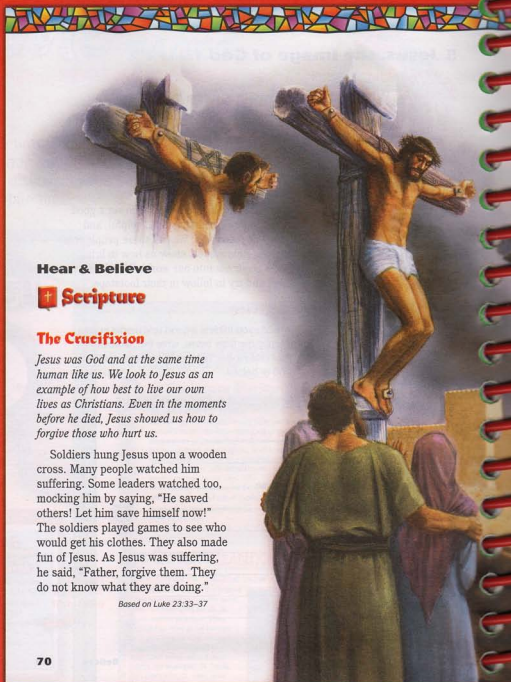
Say "As we read about Jesus' crucifixion, pay attention to how Jesus was treated by the people in the crowd."

After the story, discuss how many people treated Jesus in a cruel way, including one of the criminals next to him on the cross.

Ask "How did the leaders and soldiers mock Jesus?" (*The leaders yelled at him to save himself, and the soldiers played games to see who would get his clothes.*)

"What was Jesus' response to those who were making fun of him and hurting him?" (*His response was to ask his Father to forgive them.*)

Say "Jesus died on the cross to save us from sin and to give us new life in him. Christ was raised from the dead and returned to his Father in glory."



Hear & Believe

✚ Scripture

The Crucifixion

Jesus was God and at the same time human like us. We look to Jesus as an example of how best to live our own lives as Christians. Even in the moments before he died, Jesus showed us how to forgive those who hurt us.

Soldiers hung Jesus upon a wooden cross. Many people watched him suffering. Some leaders watched too, mocking him by saying, "He saved others! Let him save himself now!" The soldiers played games to see who would get his clothes. They also made fun of Jesus. As Jesus was suffering, he said, "Father, forgive them. They do not know what they are doing."

Based on Luke 23:33–37

70



Scripture Background

The Place of the Skull

- Jesus died on the cross at a place called Golgotha, just outside the city of Jerusalem. Thousands of years ago, Golgotha was a stone hill located near an old quarry.
- The name Golgotha comes from a Hebrew word that means "skull."
- We usually say that Jesus died on Calvary. This is because *Calvary* is derived from the Latin word *calvaria*, which also means "skull."



Jesus Is God's Divine Son

Jesus was sent by God to live among us. Being a man, he experienced pain, suffering, and death.

Jesus is also the Second Person of the Holy Trinity. He is **divine** because he is God's Son. Jesus saved us from our sins by his life, death, Resurrection, and **Ascension** into heaven. This is known as the **Paschal Mystery**. The Paschal Mystery is the greatest way Jesus could show God's deep love for each of us. We celebrate the Paschal Mystery and our new life with Jesus every Sunday at Mass.

Jesus, Our Role Model

We are special because we are created in the image of God. If we live the way Jesus taught us to live, we will be showing God's goodness to others. Jesus is our role model.

During his life on earth, Jesus showed us how to treat others with respect and to care for God's world. Jesus is present in our lives today in Scripture, the sacraments, and through the witness of the Christian community. God wants us to follow Jesus' example.

Our Church Teaches

Jesus is God's Son. He is both human and divine. He was born to Mary by the power of the Holy Spirit. During his life, Jesus showed God's love to others. We try to live as Jesus did.

Jesus died and then rose from the dead to save us from our sins and to give us new life. We celebrate the Paschal Mystery each Sunday at Mass.

We Believe

Jesus is our role model. As God's divine Son, he shows us how to love others as God loves us.

Faith Words

divine
The word *divine* means "of God." Jesus Christ is both human and divine—that is, he is both a man and God.

Ascension
The Ascension is the moment when Jesus, in his resurrected body, entered heaven.

Paschal Mystery
The Paschal Mystery is the life, death, Resurrection, and Ascension of Jesus Christ.

How do I follow Jesus?

71

Understanding Scripture

- Direct the children to follow along in their books as you read aloud the sections entitled "Jesus Is God's Divine Son" and "Jesus, Our Role Model."
- Emphasize that Jesus Christ is divine because he is God.

Ask "How did Jesus save us from our sins?" (*by his death, Resurrection, and Ascension into heaven*)

Understanding Doctrine

Read aloud "Our Church Teaches."

Say "Jesus is the image of God's goodness and love. By following Jesus' example, we also show God's love to others."

Ask "How do we know that Jesus was both a man and God?" (*Answer should reflect the things Jesus said and did show us he was man and God.*)

We Believe/Faith Words

- Use the following question to reinforce the We Believe statement.

Ask "Why is Jesus our role model?" (*Jesus shows us how to love others as God loves us.*)

- Ask volunteers to explain the meaning of the Faith Words in their own words.

Additional Activity

Scripture Knowing Jesus, Our Role Model

Explain to the children that in order to become more like Jesus, we need to know more about him. We do this by reading the Bible and through prayer.

- Invite the children to form groups. Give each group a Bible. Identify the four Gospels in the Bible.
- Have each group find a story that tells them something about Jesus as a person and as God.
- Each group will write down and share what they learned about Jesus.



Cultural Awareness

Tombs

Many Jews buried their dead in prepared vaults cut into rock. Jesus had no prepared tomb, but a wealthy follower, Joseph of Arimathea, did and that is the tomb where his friends placed Jesus' body. A large circular stone, set in a deep groove, would have been rolled across the vault's entryway.



Respond



Discussing the Saint Story

The Illustration Direct the children's attention to the illustration of Saint Catherine and the illustrations of Jesus.

Ask "What do these illustrations have in common?" (*Responses will vary.*)

Say "Saint Catherine of Bologna was a religious sister who had a special vision of Jesus."

The Story Ask a volunteer to read "Saint Catherine of Bologna and Seeing the Face of God" on page 72.

- Remind the children that we see God in Jesus and in those who follow Jesus.
- Discuss Saint Catherine of Bologna's vision and how it affected her life.

Doing the Activities

1. Read the directions for the drawing activity with the children.
 - Challenge them to illustrate who Jesus is by remembering how he treated others.
 - Play reflective music and allow time for the children to complete the activity.
 - Save these pictures for the prayer celebration at the end of the chapter.

Respond

Saint Catherine of Bologna and Seeing the Face of God



Catherine de' Vigri was born in Bologna, Italy, on September 8, 1413. When she was eleven, she learned to paint tiny statues. A few years later, Catherine became a religious sister.

One Christmas Eve night, she had a vision of Mary holding Baby Jesus. In the vision, Mary let Catherine hold Jesus in her arms. This vision has been painted by many artists.

Catherine led a group of religious women that became part of the community of sisters called the Poor Clares. She once wrote that she would do her very best to follow Jesus.

Catherine is known today as Saint Catherine of Bologna. She is honored as the patron saint of artists. We celebrate her feast day on March 9.



This picture will be used in the prayer celebration.



Activities

1. Many artists have tried to paint the face of Jesus. What do you think Jesus looked like?

Draw your own picture of the face of Jesus.

72



Special Needs

Children with Motor Problems

- Some children may have difficulty drawing; they also may have poor fine-motor control. Invite them to look through magazines for pictures that in some way remind them of Jesus.
- Encourage the children to choose their favorite picture and to bring it to the prayer celebration.



2. Read each story. Rewrite the part that is underlined. Keep in mind what Christ, our role model, might say.

a. Megan's team is playing basketball and the score is tied. During the last minutes of play, her teammate Dina, passes the ball to her. Megan misses the pass, and the other team gets the ball and scores. The game ends with the other team winning by a point. Dina yells at Megan and calls her names. She shouts, "How could you miss such an easy pass?"

Answers will vary.

b. Every day Jessica practices on her clarinet. She has a solo part in the spring concert. On the night of the concert, Jessica is very nervous. As she walks on stage, she trips and falls. Although Jessica is embarrassed, she walks to her seat and plays her piece beautifully. After the concert her classmate, Tim, says, "I can't believe how clumsy you are!"

Answers will vary.

3. Find a word hidden in the line of letters. Then complete the message.

M T R S G X U Q F O L L O W D C G T M

Jesus says, "F O L L O W me."

Based on Mark 1:17



How do we see the image of God in others?

73

Doing the Activities

2. Explain to the children that Jesus spoke kindly to others. He showed his concern for those around him by his words as well as his actions.
 - Ask the children to read and complete the second activity on page 73.
 - Discuss their responses as a group.
3. Invite the children to complete the hidden-word activity. Have them read the answer as a group.

Additional Activity

Respond Following Jesus in Our Actions

- Arrange the children into groups of three or four.
- Invite them to choose one of the following ideas to act out.
 - a) What would you do if your friends tried to convince you to do something that you knew was wrong?
 - b) What would you do if there was a friend in your group who didn't dress or act like the rest of the group?
- Emphasize to the children that we are called to act like Jesus. As his followers, we are called to love one another and to be accepting and forgiving of others.

Catechist TIP

Wise Sayings

On colored strips of paper, let the children make up wise sayings based on how Jesus taught us to live. An example might be, "People are important; take time to listen to what they say."

List the following qualities to get them started: *compassionate, forgiving, sharing, generous, kind, concerned, friendly*. Have the children glue these sayings onto poster paper and display.

Respond

Preparing for Prayer

- Gather the children in the prayer corner and invite the children to bring their pictures and images of Jesus.
- Light the candle that is near the Bible.
- Ask the children to look at page 74. Invite one child to be the leader and another to be the reader. You may also choose to read the entire prayer celebration yourself. This will allow all the children to experience this prayer as a meditation.



A Prayer of Reflection

- Pray this prayer celebration slowly. You may wish to play instrumental music conducive for reflection.
- After the children pray the prayer of reflection on page 74, invite them to close their eyes and imagine places where Jesus might go to help others in today's world. Invite them to share their thoughts.
- Close the prayer celebration by singing the song you have chosen for today's celebration.



Prayer Celebration

A Prayer of Reflection

Leader: Each of us is called to follow Jesus' example and continue doing God's will. Look at the picture that you drew of Jesus. Use it to help you pray. Think about what Jesus said: "Whoever has seen me has seen the Father" (John 14:9).

Reader: Christ has no body now on earth but yours. No hands but yours. No feet but yours. Christ must look out on the world with your eyes. He needs to move around doing good things by using your feet. And he uses your hands to bless his people.

Based on the Prayer by Saint Teresa of Ávila

Leader: Jesus, teach us to speak kind words. Teach us to do good deeds. Help us to follow you.



74



Looking Ahead to Chapter 6



Take Home

Tear out the Take Home Family Time pages for the next chapter. Remind the children to work on these at home with their parents or guardians.

Cultural Connections

www.blestarewe.com/familytime

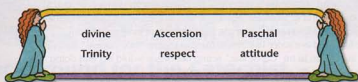


Visit our Web site for the Take Home Family Time pages in Polish, Portuguese, Spanish, and Vietnamese.



5

Chapter Review



A Complete each statement about Jesus by choosing one of the words above. You will not have to use all the words.

1. Jesus Christ is both human and divine.
2. Jesus is part of the Holy Trinity.
3. The moment when Jesus, in his resurrected body, entered heaven is known as his Ascension.
4. Jesus' dying and rising is known as the Paschal Mystery.
5. Jesus showed us how to treat others with respect.

B Match column A with column B by writing the correct number in the space provided.

- | A | B |
|----------------|--|
| 1. models | <u>4</u> We celebrate our new life with Jesus at _____ |
| 2. son | <u>5</u> Jesus died and rose from the dead to save us from our _____ |
| 3. Holy Spirit | <u>2</u> Jesus is God's _____ |
| 4. Mass | <u>1</u> People who show us how to live like Jesus are called role _____ |
| 5. sins | <u>3</u> Jesus was born to Mary by the power of the _____ |

Chapter Review

Reviewing the Chapter

This review page contains two review exercises to help the children remember the content of the chapter they have just completed.

This page also serves as a review of the Learning Focus on page 66C. Be sure to discuss the answers with your group and reteach any concepts that were generally misunderstood or forgotten.

Completing the Exercises

- Choose the review exercises that you feel will be most helpful to the children in remembering the content of the chapter. You may wish to have the children complete one or both of the exercises during your time together as a group or to have them work at home with their parents.
- In either case, it is always a good idea to review their answers with them to help clear up any misunderstandings.

Answer Locator

A	B
1 p. 71	1 p. 69
2 p. 71	2 p. 71
3 p. 71	3 p. 71
4 p. 71	4 p. 71
5 p. 71	5 p. 71



Wrap-Up

Time permitting, Chapter Review and/or Faith in Action can be completed during the session. Or at home.

Self-Evaluation

This session was

- ☐ one of the best
☐ pretty good
☐ in need of improvement

What worked out best was _____

For next time I would change _____

I will be sure to prepare for _____

Faith in Action

Parish Ministry

The Cursillo Movement

Through retreat experiences and follow up meetings, The Cursillo Movement empowers Catholics to take ownership of their faith and shows them how to express it in their daily lives.

- For more information, visit the official website of The Cursillo Movement at www.natl-cursillo.org.
- Ask a volunteer to read aloud the opening paragraph on page 76.
- Explain to the children that all Catholics are called to strengthen their personal awareness of the presence of God in their lives.

Doing the Activities

1. Everyday Life Connection

- Invite the children to do the first activity on page 76.
- Discuss the statement each child marked with an **X** (the most important way each child has learned to be like Jesus).
- Next, discuss the additional statements the children marked with a **✓** (other ways that have helped them be more like Jesus).

2. Parish Connection

- Read aloud the directions for the second activity.
- Review with the children the example given for the phrase *We work together*. Allow time for them to complete the rest of the activity.

Faith in Action

Jesus' Example and the Cursillo Movement Jesus calls us all to be leaders. Just as he called his first disciples, today he calls each of us to follow him, to learn from him, and to continue his work in the world. The Cursillo Movement helps people learn and remember the most important things about our Catholic faith and live more like Jesus. *Cursillo* means "little course." By trying as hard as we can to be "Christ-like," acting like Jesus would act and doing what Jesus would do, we show people who Jesus is.

In Everyday Life

Activity Think about what most helps you to be like Jesus. Mark an **X** next to the words that describe the most important way you have learned to be like Jesus. Put a check mark **✓** next to any other ways that have helped you. **Answers will vary.**

- ____ Reading about Jesus in the Bible
- ____ Praying about what to do and how to act
- ____ Asking for guidance from someone I trust
- ____ Seeing how someone I admire acts
- ____ (in my own words) _____

In Your Parish

Activity When we work, pray, and celebrate together and care for one another, we are living as Jesus calls us to live. Identify three opportunities in your parish in which you can learn more about what it means to live as brothers and sisters in Christ. One has been done for you. **Accept all reasonable responses.**

We work together: **Helping the homeless.** _____

We pray together: _____

We celebrate together: _____

We care for one another: _____

76 Level 4 Parish Ministry



Catholic Social Teaching

Solidarity

- We are called to be "Christ-like" in all we do. Remind the children that it is important for people to keep their dignity, which is inherent in each person. Invite the children to remember to treat family, friends, teachers, and classmates with respect.
- Encourage the children to volunteer with groups in their school, parish, and community to help bring about a healthy and productive environment for all.

