

## Contents

|                         |             |
|-------------------------|-------------|
| <b>Program Overview</b> | <b>OV-1</b> |
| Planning Calendar       | OV-14       |
| Scope and Sequence      | OV-16       |



|                                     |           |
|-------------------------------------|-----------|
| <b>Unit 1</b>                       |           |
| <b>God Gives Us Life and Love</b>   | <b>T1</b> |
| Note to Families                    | T1a       |
| Chapter 1 God Is the Giver of Gifts | T2        |
| Chapter 2 Jesus Is God's Best Gift  | T12       |
| Chapter 3 Jesus Lives in His Church | T22       |
| Chapter 4 God Speaks to Us          | T32       |

|   |            |
|---|------------|
| <b>Unit 2</b>                                       |            |
| <b>Jesus Calls Us to Give Ourselves in Love</b>     | <b>T41</b> |
| Chapter 5 Jesus Shows Us How to Love God Our Father | T42        |
| Chapter 6 Jesus Shows Us How to Love Others         | T52        |
| Chapter 7 We Give Love to Others                    | T62        |
| Chapter 8 Jesus Calls Us to Live in Love            | T70        |



|   |            |
|---|------------|
| <b>Unit 3</b>   |            |
| <b>Jesus Gives Us the Gift of Peace</b>                     | <b>T79</b> |
| Chapter 9 Our Friend Jesus Forgives Us                      | T80        |
| Chapter 10 Jesus Leads Us to His Peace                      | T92        |
| Chapter 11 The Holy Spirit Helps Us                         | T102       |
| Chapter 12 We Meet Jesus in the Sacrament of Reconciliation | T112       |
| Chapter 13 We Become Better Persons                         | T120       |
| Chapter 14 Jesus Calls Us His Friends                       | T128       |

|   |             |
|---|-------------|
| <b>Unit 4</b>                                 |             |
| <b>Jesus Gives Us the Gift of Himself</b>     | <b>T137</b> |
| Chapter 15 Jesus Promised the Gift of Himself | T138        |
| Chapter 16 We Celebrate God's Love            | T148        |
| Chapter 17 Jesus Invites Us                   | T158        |
| Chapter 18 We Listen and Pray                 | T168        |
| Chapter 19 We Prepare Our Gifts               | T178        |
| Chapter 20 Jesus Offers Himself               | T186        |
| Chapter 21 We Receive the Bread of Life       | T194        |
| Chapter 22 We Share God's Love with Others    | T204        |



|   |             |
|---|-------------|
| <b>Unit 5</b>                                       |             |
| <b>The Church Celebrates God's Care</b>             | <b>T213</b> |
| Chapter 23 We Are One in the Church                 | T214        |
| Chapter 24 Mary, Mother of the Church, Cares for Us | T226        |
| Chapter 25 The Church Celebrates God's Love         | T234        |

## Special Seasons and Lessons

|                                     |      |
|-------------------------------------|------|
| The Year in Our Church .....        | T243 |
| 1 Feast of All Saints .....         | T244 |
| 2 Advent .....                      | T249 |
| 3 Christmas .....                   | T258 |
| 4 Lent .....                        | T264 |
| 5 Holy Week .....                   | T271 |
| 6 Easter .....                      | T277 |
| 7 Pentecost .....                   | T282 |
| 8 The Missions .....                | T287 |
| 9 Reconciliation Service .....      | T294 |
| 10 Eucharist: Planning a Mass ..... | T296 |

## What Catholics Should Know

|                                      |      |
|--------------------------------------|------|
| What Catholics Should Know .....     | T301 |
| Prayer and How We Pray .....         | T303 |
| Stations of the Cross .....          | T310 |
| The Seven Sacraments .....           | T314 |
| Holy Days of Obligation .....        | T318 |
| Commandments .....                   | T319 |
| Making Good Choices .....            | T320 |
| The Bible .....                      | T321 |
| Showing Our Love for the World ..... | T322 |
| Student Book Cover Prayers .....     | T323 |

## Saints and Feast Days

|   |      |
|---|------|
| Calendar of Saints and Feast Days ..... | T325 |
| September .....                         | T326 |
| October .....                           | T326 |
| November .....                          | T327 |
| December .....                          | T328 |
| January .....                           | T328 |
| February .....                          | T329 |
| March .....                             | T329 |
| April .....                             | T330 |
| May .....                               | T330 |

## The Catechist's Handbook

|   |      |
|---|------|
| The Catechist's Handbook .....              | T331 |
| Profile of a Second Grader .....            | T332 |
| Areas of Growth .....                       | T333 |
| The Catechist .....                         | T334 |
| Tips for Good Catechesis .....              | T336 |
| What the Catechism Says to Catechists ..... | T337 |
| Techniques and Tools of Teaching .....      | T338 |
| Creative Activities .....                   | T344 |
| Teaching Exceptional Children .....         | T346 |
| Multicultural Awareness .....               | T349 |
| Assessment .....                            | T350 |
| Catechist's Resources .....                 | T351 |



|   |      |
|---|------|
| Sacramental Preparation Guide .....                 | T353 |
| Music List .....                                    | T368 |
| The Ten Commandments Song for Little Children ..... | T374 |
| Directory of Suppliers .....                        | T376 |
| Online Resources .....                              | T378 |

## Glossary


|                |      |
|----------------|------|
| Glossary ..... | T381 |
|----------------|------|

## Index

|             |      |
|-------------|------|
| Index ..... | T385 |
|-------------|------|

## Scripture Index

|                       |      |
|-----------------------|------|
| Scripture Index ..... | T390 |
|-----------------------|------|



# Jesus Calls Us to Give Ourselves in Love

## Goals

The children will desire to follow Jesus' laws of love.

They will understand what the commandments require of them.

### 5 Jesus Shows Us How to Love God Our Father

Jesus, through his loving response to his Father in all things, shows us how we can find God's loving care in everything that happens. The children learn how they can follow Christ and express their love for the Father by praying, speaking of him with love, and keeping Sunday holy.

### 6 Jesus Shows Us How to Love Others

Jesus, who calls us to love others as he has loved us, shows us that love consists of listening to God our Father and using our gifts to bring his joy and peace to others. The children learn that their actions toward others are also directed to God and are led to reach out to others with love by working on special projects. In this way, they use their gifts to respond to the needs of others.

### 7 We Give Love to Others

We follow Christ's way of love when we are courteous, honest, and true. The children reflect on how they can bring God's love to others and are invited to respond to God's love by promising to follow Jesus.

### 8 Jesus Calls Us to Live in Love

The children review the commandments. In a celebration, they are encouraged to commit themselves to follow Jesus Christ.

# CHAPTER 5

## Jesus Shows Us How to Love God Our Father

### Faith Focus

When we obey God's commandments and love God with all our hearts, we are happy.

### Reflecting on the Faith Experience

Take a few moments to reflect prayerfully before preparing the lesson.

#### Listening

"[T]he world must know that I love the Father and that I do just as the Father has commanded me."

John 14:31

#### Reflecting

Love for his Father always inspired Jesus to do the things that pleased him. Jesus' mission on earth was to show us the Father's love and to bring us to him. Jesus showed us how to keep the Father's Word and how to pray. Above all, prayer is listening to God. It is a total receptivity to God, no matter how God decides to speak to us. Prayer strengthens our relationship with God. If prayer extends through our whole life, we will find God at the center of each joy and sorrow, each anxiety and pain. A prayerful attitude makes us aware of what the Lord has done for us and prompts us to exclaim with Mary:

"My soul proclaims the greatness of the Lord; my spirit rejoices in God my savior."

Luke 1:46-47

The Christian life consists of listening and responding to God as Jesus taught. To live as a Christian is to hear the divine Word at every moment and in every event, in both the simple and the complex realities of life. It is to believe that the Father's love is at work in everything and to return his love by doing the things that please him. As we follow Christ, we experience the joy that comes from above, the joy that no one can take from us.

Our daily prayer is a continuation of the gift of love we offer to the Father at each Mass. Celebrations of the Eucharist enable us to give ourselves in response to the goodness of the Lord. During the Mass, we honor God, who has given us all that we are and all that we have. As we praise God's name for that love, our lives are shaped by Christ's gift of himself, which unites us to God and to one another. United with the Lord Jesus, our lives become a living fulfillment of Paul's advice to the Ephesians:

[A]ddressing one another [in] psalms and hymns and spiritual songs, singing and playing to the Lord in your hearts, giving thanks always and for everything in the name of our Lord Jesus Christ to God the Father.

Ephesians 5:19-20

#### Responding

Jesus, help us to love God our Father.

#### Scripture for Further Reflection

**Psalm 95** We are invited to praise God, acclaim his greatness, and listen to his voice.

**1 John 2:3-6** True knowledge of God prompts us to live in accordance with his commandments.

*Am I a prayerful person?*



## Preparing for the Faith Experience

### Scripture in This Chapter

**Psalm 139:1–5** God's Watchfulness

**Mark 12:30** Love of God

**John 15:10–11** Fullness of Joy

### Church Documents

#### *Catechism of the Catholic Church.*

The themes of this chapter correspond to the following paragraphs: 1166, 2143–2144, 2173, 2599, 2765.

#### *General Directory for Catechesis #84.*

Our faith needs to be known, celebrated, lived, and translated into prayer.

**The Day of the Lord #7** (Encyclical of John Paul II). Sunday is a day that is at the heart of the Christian life, a day on which we give time to Christ so that he can give direction to the time we spend on earth.

**Basic Teachings #2** (USCCB). True worship recognizes God's infinite wisdom in everything. It brings forth fruits of love, justice, and peace. Doing his will in every activity is true worship.

### Music in This Chapter

For a list of all the music suggested in this program, see page T368.

### Enriching the Faith Experience

Use the activities at the end of the chapter to enrich a lesson or to replace an activity with one that better meets the needs of your class.

### Before You Begin

1. Saint Augustine said that every Christian ought to be an alleluia from head to toe. Everything and everyone around us invites us to rejoice before God, to make our lives a celebration of God, culminating in an eternal celebration. Through his loving response to his Father, Jesus showed us how to live the first three commandments.
2. Many people today lack the conscious relationship with God that lies at the heart of true Christian faith. To live in communion with God is to enjoy God's presence in the midst of everyday life, to




perceive God's love at work in everything that happens. It is to respond to God with one's whole being by doing the things that please him. True prayer unites our thoughts and feelings, our insights and decisions, with the all-loving plan of God. Prayer of the heart and formal prayer help us to realize that God is taking loving care of us throughout the day. Daily prayer brings us into communion with God.

3. God is transcendent, far beyond us, yet imminent, very close to us. The only proper response to our great and loving God is heartfelt reverence. Children are quick

to understand the awe we naturally have for God and the love that is evoked by God's presence. Habits and attitudes formed during this impressionable age can endure into adulthood.

4. The children will study the Eucharist in more detail in Unit 4.
5. In this lesson, the children learn to revere God's name and worship as God wishes—through the celebration of Sunday Mass.
6. To save time, have the CD sets of punchouts for Acting #1 assembled before the lesson.

# Get-Ready Guide

| Steps   | Learning Outcomes<br>The children will be able to  | Action Plan   | Materials   |
|---|--|---|---|
| <b>Centering</b><br>5–10 minutes <br>Pages 27–29 | <ul style="list-style-type: none"> <li>explain the meaning of <i>celebrate</i>.</li> </ul>   | <b>Pages 27–28</b> <ul style="list-style-type: none"> <li>Remove and send home pages at the end of class.</li> </ul> <b>Page 29</b> <ul style="list-style-type: none"> <li>Discuss the meaning of <i>celebrate</i>, using the picture on the page.</li> </ul>   |   |
| <b>Sharing</b><br>40–55 minutes <br>Pages 29–33  | <ul style="list-style-type: none"> <li>know the first great law, which brings us happiness: love God.</li> <li>desire to imitate Jesus' love for the Father by praying, speaking about God with love, and celebrating the Lord's Day.</li> <li>have faith that God is everywhere.</li> <li>define the Words to Know: <b>commandments</b><br/><b>Lord's Day</b><br/><b>Ten Commandments</b><br/><i>See the Glossary for definitions.</i></li> </ul> | <b>Page 29</b> <ul style="list-style-type: none"> <li>Read and discuss <b>Jesus Loved God His Father</b>.</li> <li>Discuss the importance of celebrating God and speaking to God in prayer. (T46)</li> </ul> <b>Page 30</b> <ul style="list-style-type: none"> <li>Read and discuss <b>Jesus Pleased His Father</b>.</li> </ul> <b>Page 31</b> <ul style="list-style-type: none"> <li>Read and discuss <b>We Celebrate God's Love</b>.</li> <li>Discuss the Ten Commandments. (T48)</li> </ul> <b>Page 32</b> <ul style="list-style-type: none"> <li>Discuss the illustration with <b>We Can Pray to God Every Day</b> and have the children add themselves to the picture.</li> <li><b>Option:</b> Read the Psalm 139 adaptation.</li> <li><b>Option:</b> Discuss the different ways of praying. (T48–T49)</li> <li><b>Pray A Moment with Jesus.</b></li> <li>Discuss the importance of using God's name reverently. (T49–T50)</li> <li>Discuss why we celebrate on Sunday. (T49–T50)</li> </ul> <b>Page 33</b> <ul style="list-style-type: none"> <li><b>Option:</b> the word banners activity</li> </ul> | Three hearts hidden in the room, each having on it an important term: <i>pray</i> , <i>name</i> , <i>Lord's Day</i><br><b>Option:</b> Celebration song for Sharing #4, such as "Celebrate God" from <i>Hi God!</i> or "Celebration Song" from <i>Big Steps for Little Feet</i><br>Prayer book or missal<br><b>Option:</b> Crayons or markers<br><b>Option:</b> Song for Sharing #10 such as "All the Time" from <i>Bloom Where You're Planted</i> or "Wherever I Am, God Is" from <i>Hi God 3</i> |
| <b>Acting</b><br>5–10 minutes <br>Page 34       | <ul style="list-style-type: none"> <li>create reminders of the key terms for the Ten Commandments.</li> </ul>  | <ul style="list-style-type: none"> <li>Top Ten CDs and cover punchouts (T51)</li> </ul> <b>Page 34</b> <ul style="list-style-type: none"> <li><b>Option:</b> Chapter review</li> <li><b>Option:</b> BLM 10 Quiz</li> <li>Encourage the children to share what they learned with their families.</li> </ul>  | Top Ten CD sets from the back of the student books<br><b>Option:</b> BLM 10 Quiz  |

## Additional Background

**Abba**—a Hebrew word for *Father*

**hallowed**—holly

**reverence**—a great respect for someone or something

## Centering

1. At the end of the lesson, the children will be directed to tear out and take home pages 27 and 28.
2. Discuss the picture of the children on page 29 and explore the meaning of *celebrate*.
  - ♦ What are the children in the picture doing? (celebrating a birthday)
  - ♦ How do you celebrate your birthday?
  - ♦ What else do you celebrate besides birthdays? (New Year's Day, Fourth of July, Thanksgiving, Christmas, Easter)
  - ♦ When we celebrate, we show all the joy that is inside us. What do you do to show your joy at a celebration? (smile, laugh, sing, dance, clap, play, cheer)

## A Letter Home

Dear Parents and Family,

This is a special year in your child's faith development. Preparation for the Sacrament of Reconciliation will offer an opportunity to introduce new concepts and develop your child's relationship with God in exciting new ways.


As part of this preparation, Unit Two introduces the children to the Ten Commandments. They will discover how the first three commandments ask us to express our love for God as Jesus did: by praying to God, by speaking of him with love, and by keeping the Sabbath holy. The unit continues with discussions of the remaining seven commandments, which focus on loving others as Jesus does.

The children are presented with the simple ideas in each commandment, learning that they are to pray (1st Commandment), to honor God's name (2nd Commandment), to keep the Sabbath (3rd Commandment), to obey (4th Commandment), to be kind (5th Commandment), to be respectful (6th and 9th Commandments), to be honest (7th and 10th Commandments), and to be truthful (8th Commandment).


The Ten Commandments are available online at [www.christourlife.org](http://www.christourlife.org), under Catholic Traditions within the Resources section. Being mindful of how the Ten Commandments are lived out in your home will help make these loving directions from God seem real for your child.

At the end of three of the chapters in this unit, the children will bring home a review of the chapter along with the "Building Family Faith" feature. At the end of the unit, the children will bring home a Family Feature to help nurture the family's faith at home.

Visit [www.christourlife.org/family](http://www.christourlife.org/family) for more family resources.



## UNIT 2 Jesus Calls Us to Give Ourselves in Love



God is love, and whoever remains in love remains in God and God in him.

1 John 4:16

28

UNIT 2 Jesus Calls Us to Give Ourselves in Love

## Sharing

1. Ask a volunteer to read aloud **Jesus Loved God His Father** on page 29.

- ✦ What did Jesus say would bring us joy? (living in his love, keeping his commandments)
- ✦ God made us to be people who celebrate. God made us to love and be joyful and to celebrate his love. God put a secret deep within us. The secret is that we can be happy when we love and celebrate God. Jesus knew this. That's why he said that the greatest commandment is to love God. Jesus said, "The Lord our God is Lord alone! So love the Lord your God with all your heart, with all your soul, with all your mind, and with all your strength."

2. Help the children understand how Jesus celebrated his Father's love.

- ✦ Jesus had a special love for God. He knew him as a loving Father, and he called him *Abba*, which means "Father" in Hebrew.
- ✦ Once Jesus spoke about how he loved his Father. He said, "Everyone must know that I love the Father because I am doing exactly what the Father told me."
- ✦ What did Jesus do because he loved his Father? (He did what his Father told him.)
- ✦ Jesus saw God's love in everything. The birds and flowers made by God were in God's loving care. People shared in his Father's love. So Jesus celebrated when he looked at people and animals and all of creation. He loved them all too.
- ✦ Sometimes things happened that made Jesus suffer. Jesus knew that his Father loved him even during those times. He knew that after the pain would come the celebration in heaven, where there would be only joy.



## CHAPTER 5

# Jesus Shows Us How to Love God Our Father

## Jesus Loved God His Father

We like to celebrate. God made us to celebrate his love. He made us to love and be joyful.

Jesus said:

"Live in my love. Keep my commandments. Then my joy will be in you, and your joy will be full."

adapted from John 15:10-11



God gave us the **Ten Commandments**. They are rules that help us live as his children. When we follow God's rules, we are happy.

29

3. Explain that Jesus wants us to love and celebrate God.

- ✦ Jesus knows that loving is the most important thing we can do. He wants us to love and celebrate God our Father. Who knows why? (God loves us.)
- ✦ When we say that we celebrate God, what we really mean is that we love God with our whole heart, soul, and all that we are, and that makes us really happy.

4. **Option** Invite the children to celebrate by creating a dance. You might want to use a song such as "Celebrate God" from *Hi God!*



5. Share with the children Jesus' love for speaking with his Father in prayer. Point to the heart that has *pray*.

- ✦ Jesus' friends knew that Jesus had a special love for God his Father. They could tell by the way Jesus talked to his Father when he prayed. They even asked Jesus to teach them how to pray.
- ✦ What prayer did Jesus teach them? (the Lord's Prayer, the Our Father)
- ✦ The Our Father is inside the front cover of your book. Sometimes we call it the Lord's Prayer. Remember, when you know the Our Father by heart, you may color the cross by it.
- ✦ You can also find the Our Father, or Lord's Prayer, on page T323.

6. Ask volunteers to read **Jesus Pleased His Father** on page 30.

- ✦ Talk about what Jesus is doing in each picture. (praying, teaching, going to the Temple)
- ✦ Explain that we can learn from Jesus the importance of praying, speaking about God with love, and celebrating the Lord's Day.

## Jesus Pleased His Father

Jesus loved his Father very much. He always did what pleased his Father.

Jesus loved talking to him. He heard his Father speaking to him in everything.



Jesus spoke about his Father with love.



He celebrated the **Lord's Day**.

Jesus told us,

"Love the Lord your God with all your heart."

adapted from Mark 12:30



Christians celebrate God's love always and everywhere. Celebrating and loving God make us happy.

30 UNIT 2 Jesus Calls Us to Give Ourselves in Love

7. Read aloud the first paragraph of **We Celebrate God's Love** on page 31.

Have the children fill in the blanks.  
Then read the rest of the page aloud.

8. Discuss the Ten Commandments.

- ✦ Jesus wants us to keep the Ten Commandments. The words on the hearts are keywords for the first three commandments, which you have learned about today. They tell us how to love God.
- ✦ Commandments are like laws or rules. They are given to us by God to help us live good lives and be happy.
- ✦ Jesus told us to keep his commandments to be happy. Who remembers the most important thing Jesus commanded us to do? (Love the Lord your God with all your heart.)
- ✦ We learned that one of the ways Jesus showed his love for the Father was by praying. Let's talk more about how we can show love for God by praying.

9. Show the children the prayer book or missal and discuss different ways of praying.

- ✦ Prayers that are written down sometimes say just what we want to say to God. Turn to the front and back covers of your book. What do you see? (prayers) Can you name some of them? Which ones have you already prayed?
- ✦ There are many different ways of praying. How have we prayed during our religion class? (A Moment with Jesus, special prayers such as the Sign of the Cross and the Our Father, prayer services)
- ✦ How do we pray during Mass? (aloud in the responses, silently, in song)

10. Have the children talk about the illustration with **We Can Pray to God Every Day** on page 32.

- ✦ What are some of the beautiful things in this picture?
- ✦ Wouldn't it be nice if you could be there near the mountains and the waterfall? Draw yourself into



## We Celebrate God's Love

Catholics celebrate God's love together at Sunday Mass. Sunday is the Lord's Day. It is a day of rest from hard work.

**Print the missing words from the hearts.**

God's law in the Bible tells how to love him. We show God love

when we

pray

Lord's  
Day

say his

name

with love,

pray

and celebrate the

Lord's Day

name

When we do this, we are following God's rules.  
We are obeying the first three commandments.

*Jesus Shows Us How to Love God Our Father* CHAPTER 5

31

the picture. Remember that you are also part of God's beautiful creation.

- ✦ Read aloud the adaptation to Psalm 139 on page 32 as the children work. Then play music.
- ✦ What might you be thinking as you look at the mountains, the sky, the waterfall, and the stream running through the valley?

11. **Option** Discuss Psalm 139 in more detail.

- ✦ A psalm is one of the prayer-songs written by King David and others long ago. Jesus prayed the psalms. Jewish people and Christians pray psalms today.
- ✦ Follow along in your books as I read the words of Psalm 139. [Read aloud from the student book.]

12. **Option** Discuss with the children different times and ways they can pray throughout the day.


- ✦ God our Father is so good to us. No matter where we go or what we do, God is there, watching lovingly over us. God our loving Father is watching over us early in the morning when we wake up. What can you do early in the morning to let your heavenly Father know that you love him? (think of God, pray) When you think about God and when you love God, you are praying. It is good to think quietly about God every morning.
- ✦ What might you tell God in the morning? (Thank you for caring for me all night. Help me be a good person. I love you and will try to

please you today.) [Write the children's suggestions on the board under the word *Morning*.]

- ✦ **How can you let your loving Father know during the day that you care about him? When might you want to talk to him?**

(When I need help, when something nice happens and I want to thank him, when something sad happens and I ask for help, when I want to tell about some fun I had, when I want to tell God how great he is, when I want to tell him I love him, when I want to thank him for my food.) [List the children's suggestions on the board under *Daytime*.]

- ✦ **What will you tell God at bedtime?** (Thank you for caring for me all day. I'm sorry if I hurt someone or was stubborn or mean. Bless those I love. Take care of me all night.) [List these under *Bedtime*.]

13.  Invite the children to sit quietly and close their eyes as you read aloud **A Moment with Jesus** on page 32.

- ✦ Read the reflection slowly and reverently, pausing after each sentence.
- ✦ When the children are ready, invite them to open their eyes and just relax quietly for a short time.


14. Help the children show their love by using God's name reverently. Point to the heart on page 31 that says *name*.

- ✦ Jesus loved his Father so much that he wanted to talk about him. Whenever he spoke about his Father, he spoke with love.
- ✦ Jesus taught us to pray "Hallowed be thy name." What was Jesus saying about God's name? (It is holy.)
- ✦ Jesus wanted everyone to say God's name with love. Sometimes people say "God" when they are angry, sad, or surprised. Why isn't this showing love for God? (It is using God's name carelessly.)
- ✦ Names are important to God and to us. How do you feel when someone makes fun of your name or says your name in an

## We Can Pray to God Every Day

Lord, you know me so well. You know everything I do.  
You know when I sit and when I stand.  
You read my thoughts from far away.  
When I work and when I rest, you watch over me.  
There is nothing I say that you do not know.  
You are all around me, saving me with your hand.

adapted from Psalm 139:1-5



**Add yourself to the picture.**

Make yourself as colorful as the rest of God's creation.

### A Moment with Jesus

Remember Jesus is with us every second of every minute of every day. Sit quietly and enjoy being with Jesus.

32 UNIT 2 Jesus Calls Us to Give Ourselves in Love

angry voice? (sad, angry) Why do you feel this way?

- ✦ It is wrong to use a person's name this way. It is even worse to use God's name without love. Why? (because God loves me more than anyone else does)
- ✦ When we pray, we use God's name with love. We use God's name with love when we tell other people about things Jesus did. We use God's name with love when we sing songs that honor him.

15. Help the children understand why we celebrate on Sunday. Point to the heart that has *Lord's Day*.

- ✦ Jesus celebrated his love for his Father in a special way on Sunday. Jesus was Jewish, and

Jewish people celebrate Saturday as the *Lord's Day*, a day to remember God's goodness and special love.

- ✦ God's people have always celebrated or kept a day holy for the Lord.
- ✦ What day do we keep holy? (Sunday)
- ✦ We keep Sunday as the *Lord's Day* because Jesus rose from the dead on a Sunday.
- ✦ Catholic Christians do something on this day or on the evening before to keep it holy and special. Do you know what it is? (gather together to remember Jesus at a special celebration, the Mass)
- ✦ We remember Jesus' greatest act of love. What was it? (his dying on the cross and rising to new life)




We celebrate this at every Mass.

We take part in Mass every Saturday evening or Sunday because Jesus said to remember his love in this way.

The Mass is the greatest prayer.

- ✦ What do we do at Mass? (We gather as God's people to listen to God's Word. We thank God for everything.) We give ourselves with Jesus to the Father. Then the Father gives Jesus to us in Holy Communion and makes us one in love.
- ✦ God commands us to keep his day holy. God wants us to worship him at Mass every weekend. What are we telling God our Father by taking part in Mass every weekend? (that we love him) It is wrong to miss Sunday Mass unless you have a good reason such as illness, bad weather, or no one to take you.
- ✦ We can also try to make Sunday special by praying and trying to spread God's love and joy to others.

**Make word banners.** Fill in the missing words by using the clues at the bottom of the page.



Across

1. We p\_\_\_\_\_ when we talk and listen to God.
3. The Lord's Day is S\_\_\_\_\_.
6. When we keep God's \_\_\_\_\_, we have \_\_\_\_\_ to \_\_\_\_\_.

Down

2. Sunday is a day to r\_\_\_\_\_ from hard work.
4. We honor God's n\_\_\_\_\_.
5. We l\_\_\_\_\_ God with our whole heart.
8. We s\_\_\_\_\_ and pray in church.

Jesus Shows Us How to Love God Our Father CHAPTER 5 33

## 5

## Review

**Work the puzzle.** Use this code.

|   |   |   |   |   |   |
|---|---|---|---|---|---|
| e | h | r | v | w | y |
| 1 | 2 | 3 | 4 | 5 | 6 |

God is

**everywhere**  
1 4 1 3 6 5 2 1 3 1

### We Remember

**What is God's law?**

"Love the Lord your God with all your heart and soul."

**How do we live this way?**

We live this way by praying, saying God's name with love, and celebrating the Lord's Day.

**Words to Know**

commandments Lord's Day  
Ten Commandments

### We Respond

Loving God, help me to show my love for you in all I do and say.



### Building Family Faith

**GOD SATISFIES** our deepest longings. Jesus shows us how to call on God in times of joy or sorrow. We show our gratitude for God's love by gathering in prayer as a family and a Christian community.

#### REFLECT

Be filled with the Spirit, addressing one another in psalms and hymns and spiritual songs. (Ephesians 5:18-19)

#### DISCUSS AS A FAMILY

- How is praying a form of talking to God? There are different types of prayers, including praise, thanksgiving, and petition.
- What are your favorite childhood memories of Sunday Mass and your family rituals associated with it?

#### PRAY

Dear Jesus, here's what happened today...

#### DO

- Have your child choose daily prayers to say each morning, afternoon, and evening: Hail Mary, Bless Us O Lord, Our Father.
- Plan a way to make each Sunday special by developing rituals around the Mass: cook a special breakfast before Mass or invite different friends or relatives to come to church with you each week.
- As mealtime show how songs can be a form of praise by singing a favorite Church hymn or Christmas carol.

Visit [www.christianlife.org/family](http://www.christianlife.org/family) for more family resources.



## Acting

1. Have the children remove the Top Ten CDs and the cover punchouts.



- ♦ Help them tape or staple the cover for the CDs and write their names on the covers and color them.
- ♦ These CDs will help you remember the key terms for the Ten Commandments. Line up on your desk the three key terms you have already learned. (pray, name, Lord's Day)
- ♦ Tell the children to keep their CD pack with their religion books to use later or collect them and store them to use in future lessons.

2. **Option** Lead the children through the review on page 34.
3. **Option** **BLM 10** Distribute and administer BLM 10 Chapter 5 Quiz.
4. At the end of class, have the children tear out and take home page 34. Encourage them to share Building Family Faith with their families. Remember to send home A Letter Home on page 28.

## CHECKPOINT




- Were the learning outcomes achieved?
- How did the children show that they had some understanding of how to celebrate God in their lives?
- Did the children's suggestions for making every Sunday a holy and happy day indicate an understanding of the meaning of the Lord's Day?

## Chapter 5 Enriching the Faith Experience

Use the following activities to enrich a lesson or to replace an activity with one that better meets the needs of your class. For additional enrichment ideas, such as preparing for the Sunday Scripture readings or using activities on the Christ Our Life Web site, see page T352. For activities related to the liturgical season, see Special Seasons and Lessons, which begin on page T243.

1. **BLM 9** Help the children make a windsock to show their love for God, using BLM 9 Celebrate God Windsock. Show a sample windsock and distribute the materials. Give the children directions for the project. Play instrumental music while they work. Read these directions aloud to help the children make the windsock:
  - Cut along the top and bottom lines of the windsock.
  - Color and decorate the Celebrate God section.
  - Cut apart and decorate the bottom strips.
  - Glue or staple the strips to the blank area next to the Celebrate God section.
  - Glue or staple the Celebrate God section to form a cylinder.
  - Punch two holes opposite each other on the top of the cylinder, run the string or yarn through, and tie.

Invite the children to take home their windsocks.

2.  Have the children create Morning, Daytime, or Bedtime prayers. Divide the children into groups. Assign each group either Morning, Daytime, or Bedtime prayers.

Direct each group to write a prayer for that particular time of day, using the suggestions discussed in Sharing #12. When all have finished, invite them to share their prayers. Encourage the children to pray to God every day.

3. As the children study the commandments, have them make a booklet with a page about each key term studied. Each page could include the key term and pictures related to it. You might make one large booklet with simple sentences to explain each commandment to show the children.
4. Teach the children a way to remember to pray.
  - ♦ Once there was a boy who did a trick to remind himself to say his morning and evening prayers. At night, he knelt down and put his shoes way under the bed. In the morning, he knelt down and crawled under the bed for his shoes. Whenever he knelt down, he remembered to pray.
  - ♦ Try this trick or make up one of your own to help you remember to say your prayers.
5. Take the children to church and review some of the objects found there. Review why people in church genuflect, bless themselves with holy water, and kneel. Let the children practice doing these things.
6. Suggest that when the children get up in the morning, they pray the Sign of the Cross. Remind them that when they touch their foreheads, hearts, and shoulders, they are telling God that they are offering their minds, hearts, and bodies to him.