

# Teacher Guide Contents

## ACKNOWLEDGMENTS . . . . . 2

### Welcome to Faith First! . . . . . 7–22

- The Spiral Learning Method
- Features of the Student Book
- Building Religious Literacy
- Features of the Teacher Guide
- Teaching Has Never Been Easier
- Cross-Curricular Activities
- Faith First Supplements
- FaithFirst.com
- Junior High
- In-Service for Teachers

### QuickStart for Religion Teachers . . . . . 23–42

- Welcome to Faith First!
- What is a Catechist?
- What is My Task?
- Teaching Others to Pray
- The Faith First Approach
- Scope and Sequence
- Who Are My Second Graders?
- How Do Children Learn?
- How Do I Teach?
- What is a Good Climate for Catechesis?
- Resource Bibliography

### WELCOME TO FAITH FIRST LESSON . . . . . 45

## Unit 1—We Believe

### GETTING READY . . . . . 51

#### CHAPTER 1 We Know and Love God . . . . . 52

- Faith concepts:** Belief in God; Revelation—creation, Jesus, Church; gift of faith; parish
- Scripture:** Psalm 96:1; Matthew 5:1, 6:26–34
- Prayer:** An act of faith
- Enriching the Lesson activities**

#### CHAPTER 2 We Believe in the Holy Trinity . . . . . 68

- Faith concepts:** Holy Trinity—God the Father, Jesus the Son of God, God the Holy Spirit; creed at Mass; soul; heaven; Sign of the Cross
- Scripture:** Exodus 3:12, Matthew 22:37–39, Luke 11:13, John 14:26
- Prayer:** Signing the Sign of the Cross
- Enriching the Lesson activities**

#### CHAPTER 3 God Is Our Father . . . . . 84

- Faith concepts:** God the Creator, God the Almighty, creation, angels, Gospels, Jesus and his Father, Lord's Prayer
- Scripture:** Psalm 66:5; Genesis 1:1, 7–12, 16, 20–21, 24–25, 27, 31; Matthew 6:8, 9
- Prayer:** The Our Father
- Enriching the Lesson activities**

#### CHAPTER 4 Praising God: A Scripture Story . . . . . 100

- Faith concepts:** The Psalms, Book of Psalms, types of Psalms, Psalm 148, prayers of praise, Psalms at Mass
- Scripture:** Psalm 33:3, 5; 147:1, 3, 7; 148
- Prayer:** Praying Psalm 147
- Enriching the Lesson activities**

#### CHAPTER 5 Jesus Is the Son of God . . . . . 116

- Faith concepts:** Covenant; Jesus Christ, true God and true man, the new and everlasting Covenant; Nativity; Jesus, the Son of God; Blessed Virgin Mary; disciples; divine mercy; works of mercy
- Scripture:** Isaiah 9:5; Matthew 14:13, 15–17, 19–20; Luke 2:5–14
- Prayer:** The Angelus
- Enriching the Lesson activities**

#### CHAPTER 6 John the Baptist: A Scripture Story . . . . . 132

- Faith concepts:** Work of Saint John the Baptist, Elizabeth and Zechariah, work of God's prophets, listening to God's word at Mass, ambo
- Scripture:** Psalm 111:2, 9; Matthew 3:2–3, 5–6, 13–17; John 1:29, 34
- Prayer:** Come, Lord Jesus
- Enriching the Lesson activities**

#### CHAPTER 7 Jesus Is Our Savior . . . . . 148

- Faith concepts:** Promise of the Savior, announcement to Joseph, the meaning of the name Jesus, Crucifixion, crucifix, Resurrection, eternal life in heaven
- Scripture:** Psalm 119:41; Matthew 1:20–23; Luke 23:33–34, 44, 46, 24:4, 6, 9; John 20:1–9
- Prayer:** Praying the Memorial Acclamation
- Enriching the Lesson activities**

#### CHAPTER 8 The Traveler on the Road to Emmaus: A Scripture Story . . . . . 164

- Faith concepts:** The Apostles, New Testament, four Gospels, Emmaus story, Breaking of Bread and Eucharist, Last Supper, altar bread, Holy Communion
- Scripture:** Matthew 28:20, Luke 24:13–31
- Prayer:** A prayer of meditation
- Enriching the Lesson activities**

#### CHAPTER 9 THE HOLY SPIRIT . . . . . 180

- Faith concepts:** Jesus' promise to send the Holy Spirit, Ascension, Pentecost, work of Holy Spirit, work of Church, solemnities of Church
- Scripture:** Psalm 104:30; Luke 24:49; John 16:12–13; Acts of the Apostles 2:1–4, 14, 22
- Prayer:** A prayer to the Holy Spirit
- Enriching the Lesson activities**

#### CHAPTER 10 The Church . . . . . 196

- Faith concepts:** The People of God; Catholic Church; pope and other bishops; Body of Christ; the Faithful; Communion of Saints; Mary—greatest saint, Mother of God, Mother of the Church; patron saints
- Scripture:** Psalm 33:12, Matthew 28:19–20
- Prayer:** The Litany of the Saints
- Enriching the Lesson activities**

<b>CATHOLIC SOCIAL TEACHING</b> . . . . .	212
<i>We Are Caretakers of God's Creation</i>	
<b>UNIT 1—REVIEW</b> . . . . .	216

## Unit 2—We Worship

<b>GETTING READY</b> . . . . .	219
<b>CHAPTER 11 We Worship God</b> . . . . .	220
<i>Faith concepts:</i> Worship, the seven sacraments, words and actions of the sacraments, sacramentals, singing and music in worship	
<i>Scripture:</i> Psalm 67:4; Mark 5:22–24, 38, 41–43	
<i>Prayer:</i> Praying using gestures	
<i>Enriching the Lesson activities</i>	
<b>CHAPTER 12 We Celebrate Baptism and Confirmation</b> . . . . .	236
<i>Faith concepts:</i> Sacraments of Christian Initiation, Sacrament of Baptism, Sacrament of Confirmation, anointing with chrism, deacons	
<i>Scripture:</i> Psalm 36:10, Acts of the Apostles 10:1–49	
<i>Prayer:</i> A prayer of adoration	
<i>Enriching the Lesson activities</i>	
<b>CHAPTER 13 The Forgiving Father: A Scripture Story</b> . . . . .	252
<i>Faith concepts:</i> Parables, Jesus the Teacher, parable of the Forgiving Father (Prodigal Son), sin, divine mercy and forgiveness, act of contrition	
<i>Scripture:</i> Psalm 130:4, 7; Luke 6:36, 37, 15:12–13, 16–18, 20–24	
<i>Prayer:</i> Lord, have mercy	
<i>Enriching the Lesson activities</i>	
<b>CHAPTER 14 God's Forgiving Love</b> . . . . .	268
<i>Faith concepts:</i> Making choices, sin, need for forgiveness, Sacrament of Reconciliation, grace, contrition	
<i>Scripture:</i> Psalm 51:3, 10; Luke 19:8; John 29:19–23	
<i>Prayer:</i> A prayer of petition	
<i>Enriching the Lesson activities</i>	
<b>CHAPTER 15 We Gather for Mass</b> . . . . .	284
<i>Faith concepts:</i> The Mass, Introductory Rites, Liturgy of the Word, assembly, creeds of Church, sanctuary, vestments, processions at Mass	
<i>Scripture:</i> Psalm 147:1	
<i>Prayer:</i> A prayer of intercession	
<i>Enriching the Lesson activities</i>	
<b>CHAPTER 16 The Last Supper: A Scripture Story</b> . . . . .	300
<i>Faith concepts:</i> Passover, the Jewish people, Jerusalem, Last Supper, Holy Communion, altar, Table of the Lord	
<i>Scripture:</i> Psalm 150:1–2, Luke 22:17–20	
<i>Prayer:</i> A blessing prayer	
<i>Enriching the Lesson activities</i>	
<b>CHAPTER 17 We Give Thanks to God</b> . . . . .	316
<i>Faith concepts:</i> The Liturgy of the Eucharist, Eucharistic Prayer, Holy Sacrifice of the Mass, Communion Rite, heaven, Concluding Rites	
<i>Scripture:</i> Psalm 92:2; John 1:29, 34	
<i>Prayer:</i> Lamb of God	
<i>Enriching the Lesson activities</i>	

<b>CATHOLIC SOCIAL TEACHING</b> . . . . .	332
<i>We Reach Out to People</i>	
<b>UNIT 2—REVIEW</b> . . . . .	336

## Unit 3—We Live

<b>GETTING READY</b> . . . . .	339
<b>CHAPTER 18 We Are God's Children</b> . . . . .	340
<i>Faith concepts:</i> Jesus and the children; human person as child of God; virtues of honor and respect; Jesus the way, the truth, and the life; grace and making choices to live as children of God; Fruits of the Holy Spirit	
<i>Scripture:</i> Psalm 18:2, Mark 10:13–16, John 14:6	
<i>Prayer:</i> Prayer asking for God's blessing	
<i>Enriching the Lesson activities</i>	
<b>CHAPTER 19 The Great Commandment: A Scripture Story</b> . . . . .	356
<i>Faith concepts:</i> Temple in Jerusalem, Great Commandment, living the Great Commandment, symbolism of the cross, missionaries	
<i>Scripture:</i> Psalm 1:2, Matthew 22:37–40	
<i>Prayer:</i> An act of love	
<i>Enriching the Lesson activities</i>	
<b>CHAPTER 20 The Ten Commandments</b> . . . . .	372
<i>Faith concepts:</i> Commandments of God, Ten Commandments, love for God, love for self and other people	
<i>Scripture:</i> Psalm 25:5	
<i>Prayer:</i> Signing a prayer to the Holy Spirit	
<i>Enriching the Lesson activities</i>	
<b>CHAPTER 21 Proverbs: A Scripture Story</b> . . . . .	388
<i>Faith concepts:</i> Proverbs, wise choices, Book of Proverbs, making wise choices	
<i>Scripture:</i> Psalm 19:9, 119:33–36; Proverbs 3:5–6, 15:1, 16:3	
<i>Prayer:</i> A prayer to live our Baptism	
<i>Enriching the Lesson activities</i>	
<b>CHAPTER 22 We Make Choices</b> . . . . .	404
<i>Faith concepts:</i> True happiness, heaven, consequences of choices, responsibility for choices, conscience, forming a good conscience, examination of conscience	
<i>Scripture:</i> Psalm 40:9; Sirach 15:14–15; John 14:2–3, 6	
<i>Prayer:</i> Peace prayer of Saint Francis	
<i>Enriching the Lesson activities</i>	
<b>CHAPTER 23 We Share in God's Life</b> . . . . .	420
<i>Faith concepts:</i> Sanctifying grace, holiness, mortal sin and venial sin, forgiveness of sins, forgiving others	
<i>Scripture:</i> Psalm 57:3; Luke 6:37; Galatians 3:26	
<i>Prayer:</i> The Hail Mary	
<i>Enriching the Lesson activities</i>	
<b>CATHOLIC SOCIAL TEACHING</b> . . . . .	436
<i>We Respect All People</i>	
<b>UNIT 3—REVIEW</b> . . . . .	440

## Unit 4—We Pray

### GETTING READY . . . . . 443

### CHAPTER 24 We Talk with God . . . . . 444

**Faith concepts:** Prayer, kinds of prayer, vocal prayer, times for prayer, praying throughout the day, family prayer

**Scripture:** Psalm 113:3

**Prayer:** A silent prayer of the heart

**Enriching the Lesson activities**

### CHAPTER 25 Jesus Teaches Us to Pray:

#### A Scripture Story

**Faith concepts:** The prayer life of Jesus; trust in God, the Our Father, daily prayer

**Scripture:** Psalm 23:1, 3–4, 95:1; Matthew 6:9–13

**Prayer:** A prayer of meditation on Psalm 23

**Enriching the Lesson activities**

### CHAPTER 26 The Our Father . . . . . 476

**Faith concepts:** The meaning of the parts of the Our Father, Kingdom of God, temptation, Christian vocation

**Scripture:** Psalm 136:1

**Prayer:** A prayer of thanksgiving

**Enriching the Lesson activities**

### CATHOLIC SOCIAL TEACHING . . . . . 492

**We Take Part in Our Community**

### UNIT 4—REVIEW . . . . . 496

## We Celebrate: The Liturgical Seasons

### THE LITURGICAL YEAR . . . . . 499

The seasons of the Church year

### THE SEASON OF ADVENT

**The First Week of Advent.** Getting ready to celebrate the birth of Jesus, Advent . . . . . 502

**The Second Week of Advent.** The promise of a savior, the color purple. . . . . 504

**The Third Week of Advent.** The presence of God, the Second Coming of Christ, Christian joy. . . . . 506

**The Fourth Week of Advent.** King David, Micah the Prophet, Bethlehem . . . . . 508

### THE SEASON OF CHRISTMAS

**Christmas.** The birth of the newly born King and Savior, the Magi . . . . . 512

### THE SEASON OF LENT

**The First Week of Lent.** Preparing for Easter and the welcoming of new members into the Church; Lent, a time of prayer, sacrifice, and good deeds . . . . . 516

**The Second Week of Lent.** The vine and the branches; Lent, a time to grow as a disciple of Jesus . . . . . 518

**The Third Week of Lent.** Lent, a time of prayer; the Stations of the Cross . . . . . 520

**The Fourth Week of Lent.** Lent, a time for sharing our blessings and making room in our heart for God . . . . . 522

**The Fifth Week of Lent.** Lent, a time of forgiveness; celebrating Reconciliation, the gift of peace and forgiveness . . . . . 524

### HOLY WEEK

**Palm Sunday of the Lord's Passion.**

Holy Week begins, Jesus' final entrance into Jerusalem. . . . . 528

**Triduum/Holy Thursday.** Last Supper, gift of Eucharist, serving others as Jesus did . . . . . 530

### THE SEASON OF EASTER

**The Second Week of Easter.** Christians as Easter people, the season of Easter, renewing our Baptism . . . . . 534

**The Third Week of Easter.** Sharing the Good News . . . . . 536

**The Fourth Week of Easter.** The work of Saint Peter the Apostle, the growth of the Church . . . . . 538

**The Fifth Week of Easter.** The first Christians . . . . . 540

**The Sixth Week of Easter.** The Ascension of the Risen Jesus to his Father, the work of the Apostles. . . . . 542

**The Seventh Week of Easter.** The Church as a people of prayer, the Liturgy of the Hours . . . . . 544

**Pentecost.** The work of the Holy Spirit in the Church. . . . . 546

### CATHOLIC PRAYERS AND PRACTICES . . . . . 548

### WE CELEBRATE THE MASS . . . . . 552

### GLOSSARY . . . . . 557

### INDEX . . . . . 558

### GUIDE CREDITS . . . . . 559

### FOOTNOTES . . . . . 560



# Unit 2 Opener


The unit opener pages are designed to assess, through a variety of questioning techniques, the children's prior knowledge about the key faith concepts presented in the unit. Processing these pages should not take more than ten or fifteen minutes.

## USING ILLUSTRATIONS

Pictures help stimulate the religious imaginations of the children. The pictures on page 137 illustrate some of the important concepts in the unit.

- Invite the children to look at and think about the pictures.
- Have the children describe what each picture says to them.
- Invite the children to share a response to the concluding question.

## Unit 2 • We Worship



When does the Church gather to celebrate?

137



## Background: Liturgy

**Joined to Christ.** Spend a few moments in prayerful reflection as you prepare for the teaching of this unit. Recall that when the Church gathers for worship and the celebration of the sacraments, the whole Church—Christ the Head and we the members of the Body of Christ—offers praise and thanksgiving to God the Father through the power of the Holy Spirit.

you with multiple ways of identifying your young people's understanding of the truths of the faith of the Catholic Church.

## Getting Ready

### What I Have Learned

*What is something you already know about these faith words?*

sacraments

Sacrament of Reconciliation

Sacrament of Eucharist

### Words to Know

*Put an X next to the faith words you know. Put a ? next to the words you need to know more about.*

#### Faith Words


- \_\_\_\_\_ worship
- \_\_\_\_\_ Sacrament of Reconciliation
- \_\_\_\_\_ Mass
- \_\_\_\_\_ Liturgy of the Word
- \_\_\_\_\_ Liturgy of the Eucharist

138

### A Question I Have

*What question would you like to ask about forgiveness?*

### A Scripture Story



The Last Supper

*What did Jesus do at the Last Supper?*

## GETTING READY

The “Getting Ready” page engages the children in sharing prior knowledge and aids you in planning your lessons to meet the needs of the children.

### What I Have Learned

This section asks the children to share something they already know about liturgy and the sacraments of the Church. Read to the children the faith words and ask volunteers to share ideas they know about each concept.

### Words to Know

This section is a quick assessment of the children’s familiarity with some of the faith words they will be learning. Read each word to the group and have them put an X next to the faith words they know and a ? next to the faith words they need to learn more about. During the “Unit Review” the children will be asked to return to this page and once again share their understanding of the words.

### A Question I Have

This section provides an opportunity for the children to ask questions that they have about forgiveness. Write their questions on a chart. As you work through the unit, always refer back to the chart and ask volunteers to answer the questions. This affirms for the children what they are learning about their faith.

### A Scripture Story

This section uses an illustration from the Scripture story of the Last Supper to introduce a key Scripture story in this unit. Have the children look at the picture and answer the question.

## Teaching Tip

**Sensitivity to Diversity.** The faith life of the families of the children in your group, more than likely, is quite diverse. Some families may participate in the liturgy and the life of the Church on a very regular basis; others may participate mostly on special occasions, such as the Baptism of children, the marriage of family members, and so on. It is your responsibility to remind the children and their families of their obligation to take part in the celebration of Mass on Sundays and holy days of obligation. Be aware of this diversity as you call for a sharing of the children’s faith experiences. Try to provide clear clues that will help the children respond to the questions.

## We Worship God

## Background

## The Work of God

The meaning of the Greek word from which the English word *liturgy* derives means “a public work” or “a service on behalf of the people.”

The Church has adopted the word *liturgy* to name its participation in the work of God the Holy Trinity—one God who is Father, Son, and Holy Spirit—among us in the sacraments. (See John 17:4.)

This work, which is the work of the whole Church, Christ the Head and all the members in unity with the Holy Spirit, gives honor and glory to the Father.

For it is the liturgy through which, especially in the divine sacrifice of the Eucharist, “the work of our redemption is accomplished,” . . . and the faithful are enabled to express in their lives and manifest to others the mystery of Christ and the real nature of the true Church.

CONSTITUTION ON THE SACRED LITURGY  
(SACROSANCTUM CONCILIUM) 2

In every liturgical act of the Church, especially the celebration



of the Eucharist and the other sacraments, we join with Jesus Christ in giving praise to the Father in unity with the Holy Spirit. In the liturgy we not only remember the saving work of Christ, but we are made sharers in the Paschal Mystery of Christ's Passion, death, and glorious Resurrection.

### The Presence of Christ with Us

In our work and worship as the Body of Christ, we join with Mary and all the saints and angels. We

sing hymns and give praise to God the Father who makes all things new in Christ, sends us the gift of the Holy Spirit, and unites us as the People of God. We are given a taste of the heavenly banquet that awaits us at the end of this life's pilgrimage.

Jesus said, “For where two or three are gathered together in my name, there am I in the midst of them” (Matthew 18:20). When the Church prays and celebrates, Christ is present. When we are baptized or forgiven or healed, it is

Christ who is truly acting. When we hear the Scriptures read in Church, it is Jesus himself who is present and speaking. Jesus is in our midst and with the grace of the Holy Spirit, we are transformed into the adopted sons and daughters of God the Father.

### For Reflection

*When I take part in the celebration of the liturgy, what helps me to be aware of Christ's presence?*

*When have I experienced the transforming power of the liturgy in my life?*



## First Thoughts

### Our Church Home

When taking part in Mass and other Church celebrations, we should feel at home and able to participate easily and comfortably. To do this we need to understand what is happening and what is expected of us. Teaching children the basic words and actions of Catholic worship will allow them to celebrate with joy rather than watch with anxiety.

### The Language of the People

One of the characteristics of Catholic worship is the constancy of the words and actions from day to day and from place to place.

As we attend different Catholic churches to

worship, we need to accept and appreciate the small differences, legitimately recognized by the Church, that “manifest the catholicity of the Church, because they signify and communicate the same mystery of Christ” (*Catechism of the Catholic Church* 1208).



## The Church Teaches . . .

The *General Directory for Catechesis* places great importance on liturgical formation.

Liturgical formation . . . must explain what the Christian liturgy is, and what the sacraments are. It must also however, offer an experience of the different kinds of celebration and it must make symbols, gestures, etc. known and loved. GDC 87

That is why *Faith First* includes liturgical celebrations and prayer experiences as a regular part of its curriculum.

## See the Catechism . . .

For more on the teachings of the Catholic Church on worship and the sacraments, see *Catechism of the Catholic Church* 1066–1186.

*Lord,  
I know the children  
will learn much more  
from what I do than  
what I say. So please,  
Lord, guide me to be  
a good example.  
Amen.*

# LESSON PLANNER

## Chapter Focus

To discover how the Catholic Church worships God

### Focus

#### DAY 1

##### Engage/Teach and Apply

Pages 139–141

##### Focus

To highlight what Jesus' words and actions teach

### Process

#### Opening Prayer

##### Discussion

Things you do and say when you celebrate and the words and actions of the Church's celebrations

##### Presentation

Read, discuss, and summarize content.

**Scripture:** Psalm 67:4; Mark 5:22–24, 38, 41–42

**Faith-Filled People:** Mark the Evangelist

##### Activity

Describe Jesus' words and actions.

### Materials and Options

#### Materials

- index cards
- pencils or pens

#### Options

**"We Celebrate"** (TG page 498)

See section for appropriate liturgical lesson and prayer.

**Called to Prayer Grades 1–3 booklet**

See options for daily and seasonal classroom prayer.

**Enriching the Lesson** (TG page 235)

Retelling Scripture Stories

#### DAY 2

##### Teach and Apply

Pages 142–143

##### Focus

To identify how we worship God through words and actions

#### Prayer

##### Presentation

Read, discuss, and summarize content.

##### Activity

Tell about pictures of worship.

#### Materials

- index cards
- pencils or pens

#### Options

**Enriching the Lesson** (TG page 235)

Preparing Skits About Trust

**Additional Activities booklet**

Share Your Feelings About a Miracle (Activity 11a)

#### DAY 3

##### Teach and Apply

Pages 144–145

##### Focus

To define the seven sacraments

#### Prayer

##### Presentation

Read, discuss, and summarize content.

**Our Catholic Faith:** Sacramentals

##### Activity

Recognize the sacraments.

#### Materials

- index cards
- pencils or pens

#### DAY 4

##### Connect

Pages 146–147

##### Focus

To understand the use of words and actions in the celebration of the sacraments

#### Prayer

##### Our Church Makes a Difference

Identify some words and actions the Church uses in celebration of the sacraments.

##### What Difference Does Faith Make in My Life?

##### Activity

Finish the prayer and pray it with actions.

##### Faith Choice

Pray using both words and actions.

#### Materials

- rosaries, crucifixes, and holy water
- pencils or pens

#### Options

**Enriching the Lesson** (TG page 235)

Making a Sacrament Booklet

**Additional Activities booklet**

Grow Strong as a Child of God (Activity 11)

#### DAY 5

##### Pray and Remember

Pages 148–149

#### We Pray

Prayer of praise and thanksgiving: "We Pray as God's Family"

#### We Remember

##### To Help You Remember

**Activity:** Complete the review exercises.

#### With My Family

Highlight features of the chapter family page.

#### Materials

- paper strips
- pencils or pens

#### Options

**Faith First Grade 2 video**

Segment 4: "Bible Songs"

**Assessment Tools booklet**

Administer chapter 11 test.

**Music Connection** (TG page 235)





## Engage

## PRAY


- Have the children quiet themselves for prayer.
- Read the verse based on Psalm 67:4 and invite the children to echo each phrase after you.
- Lead the opening prayer and invite all to pray it with you.
- Conclude by praying the Sign of the Cross together.

## DISCOVER

**Purpose:** To discover what the children may already know about the celebrations of the Catholic Church

- Ask the children to share some of the things they say and do when they celebrate a special occasion.
- Have volunteers share what they think is happening in the picture. **The people and the priest are greeting one another before or after Mass. Affirm appropriate responses.**
- Present the paragraph to the children and invite responses to the concluding question.

## We Worship God



## 11

## We Pray

Our LORD and God,  
may all people  
praise you.  
*Based on Psalm 67:4*

**God our loving  
Father, we  
worship you in  
the name of Jesus  
Christ. Amen.**

*What are some of  
the things you do  
and say when you  
celebrate?*

We celebrate  
special times in our  
lives. Catholics  
gather to celebrate  
our love for God  
and one another.  
We use special  
words and actions.

*What are some of the  
words and actions  
the Church uses in  
her celebrations?*

139



## National Directory for Catechesis

**Implementing the National Directory for Catechesis: Learning by Heart.** The National Directory teaches that memorizing important elements of our faith "not only deepens the common understanding of the faith but also forms an indispensable condition for living that faith" (NDC 29F, page 102). As you begin chapter 11, challenge the students to memorize the names of the seven sacraments, as well as a brief explanation of each of them, by the end of the unit. Create a poster chart listing each of the children's names so they can chart their progress.

Enriching the Lesson  
The "Reading Scripture  
Stories" section on page  
215 is related to today's  
content. You may wish to  
include it in today's lesson.

# Day 1

## Teach

### FOCUS

Ask a volunteer to read the "Faith Focus" question aloud and have the children think silently about how they might answer it. Tell them that these two pages will help them learn more about words and actions Jesus used.

### DISCOVER

- Invite the children to look at the image on page 140 and share what they see.
- Explain that the Scripture story of Jesus and Jairus's daughter is one example of how Jesus used words and actions to do his saving work.
- Read the story of Jairus's daughter aloud.
- Ask what action Jesus used to make the little girl better. **He took the girl's hand.** What words did Jesus say? **"Little girl, I say to you, arise!"**
- Have a volunteer read the last paragraph on page 141. Point out that the words and actions of Jesus were signs of God's love.

## The Church Worships God

### Faith Focus

What do the words and actions of Jesus teach us?

### Words and Actions of Jesus

Jesus used words and actions to show God's love for us. One time Jairus came to Jesus. We can read about Jairus and Jesus in Saint Mark's Gospel.

Jairus was a religious leader who had great faith in God. Jairus asked Jesus to help his daughter who was very sick. Read what happened next.

Jesus and his disciples followed Jairus to his house. When they arrived there, Jesus saw the family and neighbors weeping. He then took Jairus and his wife and the disciples and entered the room where the child was. Jesus took her by the hand and said, "Little girl, I say to you, arise!" The girl got up immediately and walked around. And Jesus told her parents to give her something to eat.

Based on Mark 5:22-24, 38, 41-43



140

### Teaching Tip

**Helpful Hints.** The activity for this lesson is quite open-ended. Second graders may need some help brainstorming. Discuss some of the stories the students know about Jesus' ministry. Write on the board the things Jesus said or did in each story the children suggest. Narrow their brainstorm responses to a handful of ideas before having students complete the activity. They may refer to the ideas on the board when they share how Jesus' actions helped them to believe and trust in God. They can discuss their ideas with a partner.

## Apply

## REINFORCE

Have volunteers share three sentences that tell the beginning, the middle, and the end of the story. Ask volunteers to put the sentences on the board.

## INTEGRATE

- Have a volunteer read "Faith-Filled People" about Saint Mark.
- Invite the children to read the directions for the "Jesus' Words and Actions" activity and then complete the activity on their own.
- Have the children share their work with a friend.

## PRAY

Pray together the Lord's Prayer.

People carefully listened to Jesus and watched what he did. The people came to believe in him. They came to believe that Jesus is the Son of God and placed their trust in God.



*What do Jesus' words and actions show us?*

Affirm appropriate responses.

## Faith-Filled People

## Mark the Evangelist

Saint Mark is one of the four Evangelists. He wrote one of the four Gospels in the New Testament. In Mark's Gospel we read about the words and actions of Jesus. The Church celebrates the feast day of Saint Mark the Evangelist on April 25.

## Jesus' Words and Actions

*In the box draw or write about something Jesus did or said. Tell how it helps you to believe and trust in God.*

Responses will vary.

Affirm appropriate responses.

141



## Background: Faith-Filled People

**Saint Mark.** Around the year A.D. 60, Saint Mark wrote a vivid account of the life and death of Jesus. He wrote in Greek for the Gentiles who converted to Christianity. During that time the Church was enduring great persecution. The key points of Saint Mark's Gospel are an attempt to understand the humanity of Jesus and his suffering and death. Tradition says that Saint Mark died as a martyr in Alexandria, Egypt. The symbol of Saint Mark's Gospel is a winged lion. The lion is a desert animal that symbolizes the regal power of Christ. The feast of Saint Mark is celebrated on April 25.

## Enriching the Lesson

The "Retelling Scripture Stories" activity on page 235 is related to today's content. You may wish to include it in today's lesson.



## Teach

### PRAY

- Read the verse based on Psalm 67:4 on page 139 and invite the children to echo each phrase after you.
- Lead the opening prayer and invite all to pray it with you.
- Conclude by praying the Sign of the Cross together.

### FOCUS

- Remind the children that Jesus used words and actions to show God's love.
- Have them read the "Faith Focus" question aloud and ask them for possible answers. Tell the children that these two pages will help them learn about some of the words and actions the Church uses to worship God.

### DISCOVER

- Read and discuss the opening paragraph. Ask the children to name some ways they show that they love their families.

Answers will vary.

- Tell the children that their answers included both words and actions. Explain that the Church uses words and actions to worship God.
- Write the word *worship* on the board. Ask children to recall its meaning. Have the children read silently "The Church Uses Words and Actions" and underline the words that define *worship*.

### Faith Focus

How do our words and actions help us to worship God?

### Faith Words

#### worship


Worship means to honor and love God above all else.

We celebrate special times in our lives. We share our happiness and our love with our families and friends. Jairus and his family celebrated too. They celebrated that Jesus cured their daughter.

### The Church Uses Words and Actions

The Church celebrates too. We celebrate our faith in Jesus. We celebrate God's love for us. We celebrate our love for God. The Eucharist is the most important celebration of the Church.

God loves us very much. One way we celebrate our love for God is to **worship** him. Worship means to honor and love God above all else. Our words and actions tell God we believe in him, hope in him, and love him.



The assembly listening to the homily at Mass

142

FAITH WORDS

### Faith Vocabulary

**Worship.** From the Middle English *worship* or *worthiness*, the term *worship* is used to denote being worthy of respect and honor. Hence, when we show honor and respect for the divinity of Jesus or the greatness of God, we take part in the act of expressing reverence in the form of worship. Worship can take many forms and usually includes devotion and ritual. The Catholic liturgy is the work of the people. The Mass includes the ritual of proclaiming God's Word and the celebration of the Eucharist.

## Apply

### REINFORCE

- Have the children recall some of the ways we worship. Jot the children's answers on the board. Have them read the last paragraph silently to check their answers.
- Invite the children to read aloud the word *worship* in "Faith Words" and its meaning. Have the children make a faith word card for *worship*.

### INTEGRATE

Invite the children to do the activity at the bottom of the page. Ask several volunteers to share their ideas.

### PRAY

Have the children bow their heads and pray this prayer aloud:

You, O Lord,  
are worthy of our  
respect and honor.  
Blessed is your name.  
Amen.

When we worship God, we listen to him. We listen to his word to us. We give adoration to God and praise him. We pray aloud and we sing. We stand and sit and walk in procession.



Why do we worship God?

Affirm appropriate responses.



### Our Catholic Faith

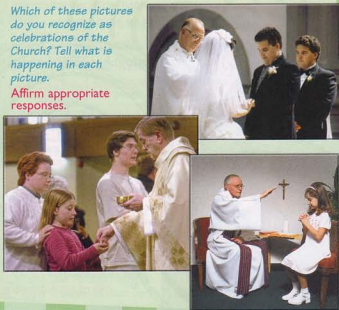
#### Singing and Music

Singing and music are an important part of celebrating the sacraments. Saint Augustine said, "He who sings prays twice."

### Pictures of Worship

Which of these pictures do you recognize as celebrations of the Church? Tell what is happening in each picture.

Affirm appropriate responses.



145

### Teaching Tip

**Challenging Questions.** Children sometimes ask challenging questions. It is perfectly acceptable to tell the children you are not sure of an answer but that you will be glad to find out the answer for them. This models what they will often have to do in life. After you find the answer, share your findings with the children and explain where you found it, such as from your pastor, religious education director, the *Catechism of the Catholic Church* or the *New Catholic Encyclopedia*. Make sure all print sources have the *Nihil Obstat* and *Imprimatur*, which affirm that the materials are free of doctrinal or moral error.

### Enriching the Lesson

The "Preparing Skits About Trust" activity on page 235 is related to today's content. You may wish to include it in today's lesson.

## Teach

### PRAY

- Have the children quiet themselves for prayer.
- Pray the Sign of the Cross together.

### FOCUS

- Remind the children that Jesus' words and actions show us God's love.
- Have a volunteer read the "Faith Focus" question aloud and invite the children to think silently about how they might answer it. Tell them that these two pages will help them understand that the Church celebrates seven special signs of God's love called the sacraments.

### DISCOVER

- Read and discuss the opening paragraph with the children. Invite volunteers to share their thoughts.
- Ask the children to share what they think the sacraments are.
- Explain that Jesus is really present with us when we celebrate the sacraments.
- Have the children listen for the names of the seven sacraments as you present "The Seven Sacraments."
- Have volunteers read the description of each sacrament on page 145.

### Faith Focus

What did Jesus give the Church to worship God?

### Faith Words

#### sacraments

The sacraments are the seven signs of God's love for us that Jesus gave the Church. We share in God's love when we celebrate the sacraments.

The Catholic Church celebrates in many ways. How do you see the Church worshipping God? How do you see the Church celebrating her faith in Jesus?

### The Seven Sacraments

Jesus gave the Church a special way to worship. He gave the Church the seven sacraments. The sacraments are seven signs of God's love for us. We share in God's love when we celebrate the sacraments. Jesus is really present with us when we celebrate the sacraments.



We divide the sacraments into these three groups.

#### Sacraments of Christian Initiation

Baptism  
Confirmation  
Eucharist

#### Sacraments of Healing

Anointing of the Sick  
Reconciliation

#### Sacraments at the Service of Communion

Holy Orders  
Matrimony



Why do we celebrate the sacraments?

Affirm appropriate responses.

A dove, symbol for the Holy Spirit



### Liturgy Tip

**Blessing Prayers.** One way we can help the children grow to know God's love for them is by praying a prayer of blessing for them. Remind the children that the priest at the end of Mass asks God to bless us. Before dismissing the children, pray this prayer of blessing with your hands folded together:

The Lord bless you and keep you!

The Lord let his face shine upon you and be gracious to you!

The Lord look upon you kindly and give you peace!

End by having the students pray the words and actions of the Sign of the Cross.



## Apply

### REINFORCE

Ask a volunteer to read the definition of sacraments in "Faith Words." Have them make a faith word card for sacraments.

### INTEGRATE

- Have the children look at the boxes on this page that describe the sacraments.
- Invite them to place a check mark in the boxes for the sacraments they have already celebrated.

### PRAY

See "Liturgy Tip" on page 228 for a final blessing prayer.

## Checking the Sacraments

Place a ✓ in the box next to the sacraments you have received or have seen others receive.



### ☐ Baptism

We are joined to Jesus and become a part of his Church.



### ☐ Confirmation

The Holy Spirit helps us to live as children of God.



### ☐ Eucharist

We receive the Body and Blood of Jesus.



### ☐ Reconciliation

We receive God's gift of forgiveness and peace.



### ☐ Anointing of the Sick

We receive God's healing strength when we are sick or dying.



### ☐ Holy Orders

A baptized man is called by God to serve the Church as a bishop, priest, or deacon.



### ☐ Matrimony

A baptized man and a baptized woman make a lifelong promise to love and respect each other.

145



## Special Needs

**Providing Writing Assistance.** Children with difficulties in reading or writing will appreciate being offered alternative ways to participate in activities. You might offer children the option to role-play with a friend or draw a way that they are living as followers of Jesus.

**Need:** Children with reading or writing deficits

## Connect

### PRAY

Have the children turn to page 387 and pray together the Glory Prayer.

### FOCUS

- Remind the children that the sacraments are seven signs of God's love for us.
- Tell them that page 146 will help them understand that the Church uses special words and actions in the celebration of the sacraments.

### DISCOVER

- Have the children look at the photos and read the captions that describe what is being shown.
- Invite volunteers to read "Sacramentals." Ask the children to listen for actions that help us worship God.
- Place rosaries, crucifixes, and holy water in the prayer area as examples of sacramentals. Tell the children that blessings are sacramentals too.

### INTEGRATE

Encourage the children to think of a way that they use one of the sacramentals that you placed in the prayer center. Example: When they use holy water to bless themselves, they recall their Baptism and their faith in the Holy Trinity.

## Our Church Makes a Difference

### Sacramentals

The Church uses special objects, blessings, words, and actions to help us worship God. Sacramentals help us celebrate the sacraments. This helps us to understand what is happening.

We are baptized with water. We are blessed with oil. We offer and share bread and wine. We bless and receive blessings. We make promises.

All the objects, words, and actions we use in the sacraments show that God is sharing his love with us. They help us to give thanks and praise to God for all he has done for us.



Pouring water at Baptism

**QUESTION** What words and actions do you use to worship God?  
**ANSWER** Affirm appropriate responses.



Anointing with oil at Confirmation

Bringing up bread and wine at Eucharist



146

### Teaching Tip

**Using Sacramentals.** The use of sacramentals at home is not as widespread as it was in the past. For example, holy water fountains at the doorways of rooms, crucifixes on display, and the Rosary prayed together every evening or once a week were more common than they are now. Display and use sacramentals during your sessions. Especially use the sacramentals that are used in the liturgical celebrations of the Church.

The Lord look upon you kindly and give you peace!

End by having the students pray the words and gestures of the Sign of the Cross.

## What Difference Does Faith Make in My Life?

Your words and actions can be signs of God's love. The things you do and say can help people believe and trust in God's love.

*We use many different actions when we pray. Finish each line of the prayer. Pray your prayer with the actions. Responses will vary. Affirm appropriate responses.*

### Praying with Actions


With hands outstretched I ask you, God, for

---

With folded hands I praise you, God, for

---

#### My Faith Choice

 This week I will pray using both words and actions. I will say my prayer

- |  |  |
|--|--|
| <input type="checkbox"/> in the morning. | <input type="checkbox"/> after school. |
| <input type="checkbox"/> at dinnertime.  | <input type="checkbox"/> at bedtime.   |

*Responses will vary.*

147

## Day 4

### Apply

#### HIGHLIGHT

Remind the children that our words and actions can be signs that help others come to know God's love.

#### RESPOND

- Present the opening paragraph in your own words.
- Discuss "Praying with Actions" and invite the children to finish each line of the prayer.
- When everyone is finished, have them practice the actions and use them as they pray together.

#### CHOOSE

- Invite the children to read and respond to "My Faith Choice."
- After a moment of prayerful reflection, have them review their faith choice.
- Encourage them to put their faith choice into practice this week.
- If you intend to administer the chapter test from the *Assessment Tools* booklet, you may wish to send the "We Remember" review on page 149 home today as an assignment to help the children prepare for the test.

#### PRAY

Have volunteers pray their "Praying with Actions" prayers.

#### Enriching the Lesson

The "Making a Sacrament Booklet" activity on page 235 is related to today's content. You may wish to include it in today's lesson.

### Liturgy Tip

**Gestures in Prayer.** When we pray, we use gestures that express our reverence toward God. Special meaning is given to our prayers when we use gestures such as folded hands, bowing, and genuflecting. Have the children name gestures they use when they pray. List them on the board and add some of your own. Then have the children tell when or with what prayers they use gestures. Write their responses next to the gestures on the list.



# Day 5

## We Pray

### PREPARE

- Point out to the children the responses for the prayer and rehearse them.
- Tell them that as a sign that we are a community of faith, we will stand, form a circle, and hold hands as we pray.

### GATHER

- Gather the children in the prayer area. Remind them that we are a community of faith when we pray together.
- Call the children to prayer with a brief moment of silence.

### PRAY

Lead the prayer.

## We Pray

### We Pray as God's Family

*We sometimes hold hands when we pray. This shows we belong to the family of God. Form a circle, hold hands, and pray this prayer.*

**Leader:** Let us pray together as God's family. We are your children, God. We love you.  
**All:** We love you, God.

**Leader:** We are your children, God.  
**All:** Thank you, God, for your blessings.

**Leader:** Let us sing together about our family.  
Our family helps us to celebrate our faith in Jesus.  
Our family helps us to celebrate our love for him.

**All:** Families help each other.  
Families share their fun.  
We work and pray together.  
Jesus makes us one.  
Jesus makes us one.



148



### Liturgy Tip

**Children's Participation in Prayer.** Children can take on various roles in prayer. Children can serve as prayer leaders from time to time. Be sure to prepare them for their role. Let them know as soon as possible so they have time to rehearse their lines. Teach them simple gestures, such as raising a hand, to indicate to others when they are to join in a response. Other children can take the part of readers of Scripture passages. Children can also be divided into groups to make different prayer responses.

## We Remember

## What I Have Learned

Complete the sentences, using the words below.

sacraments    worship    love

1. The words and actions of Jesus helped people to know God's

love

2. We share in God's love when we

celebrate the sacraments

3. The Church uses words and actions

to worship God.

Answer the following questions.

4. Explain what we learn from Jesus' words and actions.

See page 140.

5. Describe how we worship God.

See pages 142 and 143.

6. Describe what happens when we celebrate the sacraments.

See page 144.

## To Help You Remember

1. We worship God by using words and actions.
2. We worship God when we celebrate the sacraments.
3. The Holy Spirit helps us to celebrate the sacraments and worship God.

## Growing in Faith

One important thing I learned this week is

Responses will vary.

This is important because

Affirm appropriate

responses.

What will people see me doing as I live my faith choice this week?

Affirm appropriate

responses.

Grade 2 • Chapter 11 149

## We Remember

## WHAT I HAVE LEARNED

- Explain the "What I Have Learned" review activities and allow time for all to finish.
- Have the students share their fill-in responses with a partner and then explain their short answers.
- On separate paper strips, write the words *worship*, *celebrate*, and *Holy Spirit*. Prepare enough strips so that there is one for every child. Hand one of the strips to each child.
- Write the three "To Help You Remember" statements on the board, leaving out the key words on the strips and then read the sentences to the class.
- Invite each child who has the missing word to come to the front of the room and hold up the strips for all to see.
- Have the rest of the class say the word and then read the complete sentence together.

## GROWING IN FAITH

- Give the children a few moments to silently read and think about how they might complete the first two statements in "Growing in Faith." Have them write their answers.
- Canvass the room for responses to the first two statements.
- Have the children turn back to page 147 and reread their faith choice. Ask them to think about how they will put that choice into action. Then have them write one way people will see them putting their faith choice into action this week.

## Teaching Tip

**Words and Actions Review.** To help children review the material from this chapter, ask them about the different sacraments their family members have received. Discuss the words and actions they remember from the celebrations of the sacraments. Write their responses on the board.

# Day 5

## At Home

### ENCOURAGE

Have the children carefully read out pages 149 and 150 along the perforation. Encourage them to share the pages with their family and to do the activities together. If they did not complete the review activities on page 149 by the end of the session, emphasize that they can complete them with their family.

### VISIT FAITHFIRST.COM

- Share with the children the many activities on the Faith First Web site.
- Encourage them to visit [www.FaithFirst.com](http://www.FaithFirst.com).

## 11 With My Family

### This Week . . .

In chapter 11, "We Worship God," your child learned about worshipping God. By listening to and thinking about the Gospel story of Jesus curing Jairus's daughter (Mark 5:22-24, 38-43), your child discovered that the words and actions of Jesus helped people come to believe and trust in God and in his love for us. The Church uses special words and actions to celebrate the sacraments. Through the celebration of the sacraments, we worship God and are made sharers in the life and love of God.

For more on the teaching of the Catholic Church on worship and the sacraments, see *Catechism of the Catholic Church* paragraph numbers 1066-1186.

### Sharing God's Word

Read together Mark 5:22-24, 38-43, the account of Jesus healing the daughter of Jairus, or read the adaptation of the story on page 140. Emphasize that Jesus healed people to show them God's love.

### Praying

In this chapter your child prayed using the gesture of holding hands. Read and pray together the prayer on page 148.

### Making a Difference

Choose one of the following activities to do as a family or design a similar activity of your own.

- Talk about the sacraments that each family member has received. Name the words and actions you remember from the celebration of each sacrament. Discuss the meaning of those words and actions.
- Name the people in your parish who are signs of God's love for your family. Tell how they are signs of God's love.
- Body language and gestures help us pray. This week hold hands when you pray as a family. Remember that you all belong to God's family as well as your family.



For more ideas on ways your family can live your faith, visit the "Faith First for Families" page at [www.FaithFirst.com](http://www.FaithFirst.com). Click on "Games" and make learning fun for your child.



### Evaluate

Take a few moments to evaluate this week's lesson.  
I feel (circle one) about this week's lesson.

- very pleased
- OK
- disappointed

The activity the children enjoyed most was . . .

The concept that was most difficult to teach was . . .  
because . . .

Something I would like to do differently is . . .

### Before Moving On . . .

As you finish today's lesson, reflect on the following question before moving on to the next chapter.

What do I do to encourage and affirm the sense of humor I see in some of the children?



# ENRICHING THE LESSON

## Retelling Scripture Stories

### Purpose

To reinforce the story of Jairus's daughter (taught on pages 140 and 141)

### Directions

Young children enjoy a variety of ways to retell Scripture stories.

- Divide the class into groups of three. Ask one child to be Jairus, another Jesus, and the third Jairus's daughter.
- Allow each group to practice retelling the story.
- Have the groups present their retellings. After each presentation have the children cheer silently for each group.

### Materials

none

## Preparing Skits About Trust

### Purpose

To reinforce that through our words and actions we show our love for God (taught on pages 142 and 143)

### Directions

Remind the children that our words and actions in everything we do show our love for God.

- Brainstorm with the children all the different activities they do during the week. Make a list of these activities on the board.
- Have the children work with a partner to prepare a skit demonstrating how, through the words and actions of one of these activities, they show their love for God.
- Have the children present their skits and discuss other ways they can show their love for God.

### Materials

none

## Making a Sacrament Booklet

### Purpose

To reinforce the words and actions of the sacraments (taught on page 146)

### Directions

To prepare for this activity, take four pieces of construction paper and staple them together on the short side. Make one booklet for each child.

- Pass out the booklets and have the children write *My Sacrament Booklet* in the center of the top cover sheet. Have them print their names in the corner.
- Have the children write the names of the seven sacraments on the back of the cover sheet. Tell them they can turn to page 145 to recall the names of the sacraments.
- Invite the children to look on page 145 in their books and draw something they know about one of the sacraments.
- Remind the children that as they work through the chapters in unit 2, they will write and draw many more words and actions in their booklets.
- Collect the sacrament booklets and store them for the children.

### Materials

booklets for each child  
pencils, crayons or markers



## Music Connection

- "Friends, All Gather 'Round," J. Doucet/ C. Landry. *Singing Our Faith* (SOF) #233.
- "Jesus' Hands Were Kind Hands" (Old French melody). SOF #170.
- "Take the Word of God with You," C. Walker. *Rise Up and Sing* #187.
- "We Come to Your Table," C. Landry. SOF #237.