

**Program Overview** OV-1

Program Structure.....	OV-10
Planning Calendar.....	OV-14
Scope and Sequence.....	OV-16

**Unit 1****We Worship God as Catholic Christians** T1**Note to Families** T1a**Chapter 1 We Are a Worshiping People** T2

Day One	We Give Praise to God	T4
Day Two	All Worship Gives Glory to God	T7
Day Three	We Give God Our Worship	T10
Day Four	Martyrs Give the Greatest Praise	T12
Day Five	Extending the Chapter	T15

**Chapter 2 Jesus Calls Us to Worship** T16

Day One	Jesus Offered Perfect Worship	T18
Day Two	Jesus Shows Us the Father's Love	T21
Day Three	We Worship the Father as Jesus Did	T24
Day Four	We Worship the Father with Jesus	T26
Day Five	Extending the Chapter	T29

**Chapter 3 Baptism Unites Us with the Christian Community** T30

Day One	Baptism Makes Us Christians	T32
Day Two	We Celebrate Baptism	T35
Day Three	We Show We Belong to Christ	T38
Day Four	We Promise to Walk as Christians	T39
Day Five	Extending the Chapter	T41

**Chapter 4 Confirmation Is the Sacrament of the Holy Spirit** T42

Day One	The Holy Spirit Strengthens Us	T44
Day Two	We Become Strong Witnesses	T48
Day Three	Christian Heroes Give Witness to Christ	T51
Day Four	We Prepare for Confirmation	T52
Day Five	Extending the Chapter	T55

**Chapter 5 The Eucharist Is the Center of Christian Life** T56

Day One	God Feeds Us with the Eucharist	T58
Day Two	We Honor Jesus in the Eucharist	T62
Day Three	The Eucharist Is a Sacrificial Meal	T65
Day Four	Jesus Is Present in the Tabernacle	T67
Day Five	Extending the Chapter	T69

**Chapter 6 Unit 1 Review** T70

Day One	Reflecting on Unit 1	T72
Day Two	Review	T74
Day Three	Unit 1 Test	T75
Day Four	Jesus, the Center of Our Life	T76
Day Five	Extending the Chapter	T78





## Unit 2

### We Celebrate the Eucharist T79

#### Chapter 7 We Come Together to Celebrate T80

Day One	We Celebrate the Eucharist	T82
Day Two	The Introductory Rites	T86
Day Three	We Come to Mass with Gifts	T90
Day Four	We Open Our Hearts to the Lord	T91
Day Five	Extending the Chapter	T93

#### Chapter 8 We Listen to God's Word T94

Day One	God's Word Has a Message for Us	T96
Day Two	God Speaks Through the Readings	T98
Day Three	We Keep God's Word	T102
Day Four	God Speaks and We Respond	T104
Day Five	Extending the Chapter	T107

#### Chapter 9 We Praise and Thank God T108

Day One	We Give Thanks to God with Jesus	T110
Day Two	We Offer Ourselves with Jesus	T113
Day Three	Father Kolbe, like Jesus, Offered Himself	T117
Day Four	We Thank God for His Love	T119
Day Five	Extending the Chapter	T121

#### Chapter 10 We Receive Holy Communion T122

Day One	Jesus Gives Himself to Us	T124
Day Two	We Receive Jesus with Love	T127
Day Three	We Pray Before and After Communion	T130
Day Four	Saint John Neumann Loved Jesus	T132
Day Five	Extending the Chapter	T135

#### Chapter 11 We Are Sent to Glorify the Lord T136

Day One	We Are Sent by Jesus	T138
Day Two	We Are All Missionaries	T141
Day Three	We Glorify the Lord	T143
Day Four	We Serve Others as Jesus Served	T145
Day Five	Extending the Chapter	T147

#### Chapter 12 Unit 2 Review T148

Day One	Review	T150
Day Two	Unit 2 Test	T153
Day Three	Planning a Mass	T155
Day Four	Eucharistic Celebration	T157
Day Five	Extending the Chapter	T158

## Unit 3

### We Celebrate God's Healing Love T159

#### Chapter 13 God's Healing Love T160

Day One	God Enables Us to Choose	T162
Day Two	Christ's Love Heals Us	T165
Day Three	God's Gift of Conscience	T169
Day Four	The Forgiving Love of Jesus	T170
Day Five	Extending the Chapter	T173

#### Chapter 14 Jesus Heals Us in the Sacrament of Penance T174

Day One	Jesus Invites Us	T176
Day Two	We Prepare to Meet Jesus	T180
Day Three	Opening Up to Healing Love	T184
Day Four	We Celebrate God's Forgiveness	T185
Day Five	Extending the Chapter	T187

#### Chapter 15 A Gift of Strength T188

Day One	Jesus Heals Those Who Are Sick	T190
Day Two	Jesus Heals in the Sacrament	T192
Day Three	Celebrating the Sacrament	T195
Day Four	We Care for People as Jesus Did	T197
Day Five	Extending the Chapter	T199



#### Chapter 16 Unit 3 Review T200

Day One	Reflecting on Unit 3	T202
Day Two	Review	T203
Day Three	Unit 3 Test	T205
Day Four	We Celebrate God's Healing Love	T206
Day Five	Extending the Chapter	T208




## Unit 4 We Follow Special Ways to Holiness T209

<b>Chapter 17</b>	<b>God Calls Us to Be Holy</b> .....	<b>T210</b>
Day One	We Follow God's Plan	T212
Day Two	Lives of Dedication	T215
Day Three	Following God's Call	T216
Day Four	We Prepare for Our Vocations	T218
Day Five	Extending the Chapter	T221
<b>Chapter 18</b>	<b>Christian Marriage Leads to Family Holiness</b> .....	<b>T222</b>
Day One	A Sacrament of Faithful Love	T224
Day Two	The Beginning of Family Love	T227
Day Three	Are TV Families Christian Families?	T230
Day Four	We Love Children in Our Families	T231
Day Five	Extending the Chapter	T233
<b>Chapter 19</b>	<b>Holy Orders Is a Sacrament of Service</b> <b>T234</b>	
Day One	Christ's Ordained Ministers	T236
Day Two	A Mission of Service	T239
Day Three	Ordained to Serve	T241
Day Four	We Honor Our Priests	T243
Day Five	Extending the Chapter	T245
<b>Chapter 20</b>	<b>Unit 4 Review</b> .....	<b>T246</b>
Day One	Reflecting on Unit 4	T248
Day Two	Review	T250
Day Three	Unit 4 Test	T252
Day Four	Mary, a Model for Our Life	T253
Day Five	Extending the Chapter	T256

## Unit 5 We Worship God by Living in Love T257

<b>Chapter 21</b>	<b>Life Is Precious</b> .....	<b>T258</b>
Day One	Life Is a Gift from God	T260
Day Two	Human Life Is a Treasure	T264
Day Three	We Feed the Hungry	T267
Day Four	Self-Control Makes Us Strong	T269
Day Five	Extending the Chapter	T273
<b>Chapter 22</b>	<b>Christians Are Faithful in Love</b> .....	<b>T274</b>
Day One	God Wants Us to Be Faithful	T276
Day Two	God Helps Us to Be Chaste	T279
Day Three	We Think About Our Choices	T282
Day Four	Mary Was Chaste and Faithful	T283
Day Five	Extending the Chapter	T285
<b>Chapter 23</b>	<b>Christians Respect What Belongs to Others</b> .....	<b>T286</b>
Day One	To Own Things Is a Precious Right	T288
Day Two	To Share Is a Sacred Duty	T291
Day Three	A Matter of Justice	T293
Day Four	Respect Builds Up Trust	T294
Day Five	Extending the Chapter	T297
<b>Chapter 24</b>	<b>Christians Speak the Truth with Love</b> .....	<b>T298</b>
Day One	We Build the Christian Community	T300
Day Two	Kind Words Build Community	T303
Day Three	The Spirit of Truth Is with Us	T306
Day Four	A Kindness Day	T307
Day Five	Extending the Chapter	T309
<b>Chapter 25</b>	<b>Unit 5 Review</b> .....	<b>T310</b>
Day One	Reflecting on Unit 5	T312
Day Two	Review	T313
Day Three	Unit 5 Test	T315
Day Four	Jesus, Model for Loving Others	T316
Day Five	Extending the Chapter	T318





### Special Seasons and Lessons

Liturgical Calendar .....	T319
<b>1 Feast of All Saints .....</b>	<b>T320</b>
<b>2 Advent .....</b>	<b>T326</b>
Day One A Time of Waiting and Preparing	T327
Day Two Mary and John the Baptist Prepared	T330
Day Three We Invite Jesus to Come	T332
<b>3 Christmas .....</b>	<b>T334</b>
<b>4 Lent .....</b>	<b>T339</b>
Day One Ash Wednesday	T340
Day Two Lent Is a Time for Change	T343
Day Three Lent Is a Time for Reconciliation	T345
<b>5 Holy Week .....</b>	<b>T347</b>
Day One We Follow Jesus During Holy Week	T348
Day Two We Celebrate the Lord's Passion	T352
<b>6 Easter .....</b>	<b>T354</b>
<b>7 Pentecost .....</b>	<b>T359</b>
<b>8 Our Lady of Fatima May 13 .....</b>	<b>T364</b>
<b>9 The Most Holy Rosary October 7 .....</b>	<b>T368</b>
<b>10 The Ascension .....</b>	<b>T372</b>

### What Catholics Should Know

What Catholics Should Know .....	T377
Prayer and How We Pray	T379
Prayers We Pray as Catholics	T380
The Rosary	T382
Mysteries of the Rosary	T384
Stations of the Cross	T385
Celebrating and Living Our Catholic Faith	T386
Living Our Faith	T389
The Bible and You	T394
Showing Our Love for the World	T395
Student Book Cover Prayers .....	T397

### Saints and Feast Days

T399

Calendar of Saints and Feast Days .....	T399
September	T400
October	T402
November	T404
December	T405
January	T407
February	T409
March	T410
April	T411
May	T412

### The Catechist's Handbook

T413

The Catechist's Handbook .....	T413
Profile of a Fifth Grader	T414
Areas of Growth	T415
The Catechist	T416
Tips for Good Catechesis	T418
What the Catechism Says to Catechists	T419
Techniques and Tools of Teaching	T420
Creative Activities	T426
Teaching Children with Special Needs	T428
Multicultural Awareness	T431
Assessment	T432
Catechist's Resources	T433
Parent-Catechist Meeting .....	T435
Music List .....	T437
Directory of Suppliers .....	T443
Online Resources .....	T445

### Glossary

T447

### Index

T463

### Scripture Index

T468



# We Celebrate the Eucharist

## Goals

The children will be prepared for active participation in the Eucharist.

They will become more familiar with the Mass.

They will have a deeper love for the brothers and sisters with whom they are united in the Eucharist.

### 7 We Come Together to Celebrate

Those who have been united to Jesus and to one another through Baptism come together to celebrate the total offering of Jesus to the Father in the Mass. The children study the Introductory Rites of the Mass, learning that these prayers and actions prepare them to hear God's Word and to celebrate the Eucharist. The children become aware that they form a community of faith and love when they gather together to worship God in the Mass.

### 8 We Listen to God's Word

The Word of God acts powerfully in the lives of those who open themselves to it and strive to do whatever God asks. The children study the rites of the Liturgy of the Word and are led to a deeper appreciation of the message of Scripture when it is proclaimed to God's people.

### 9 We Praise and Thank God

The Eucharistic Prayer is the center and high point of the Mass because it is this prayer that makes Christ's redeeming actions present and enables the community to enter into them. The children study the rites of this most sacred part of the Mass and are encouraged to give thanks as they and the priest offer Jesus and themselves to the Father.

### 10 We Receive Holy Communion

During the Communion Rite, we receive Jesus in Holy Communion. Receiving the Eucharist is both the sign and the source of all unity among Christians. The children study the Communion Rite of the Mass and are led to see the reception of the Eucharist as the closest union with Jesus possible on earth.

### 11 We Are Sent to Glorify the Lord

Those who have recognized Jesus in his Word and in the Eucharist must go forth to glorify the Lord by their lives. The children study the rites that conclude the eucharistic celebration and that send the faithful out to show Jesus' love and concern to all. They come to realize that, by prayer and good deeds, they can spread Christ's love to those in mission lands as well as to those with whom they come in contact daily.

### 12 Unit 2 Review

The Eucharist is the heart of our life as Christians. It unites us in Christ and strengthens us to take his love to the world. The children use what they have learned about the rites of the Mass to help plan a eucharistic celebration in which they participate as a community of faith and love. After taking part in this perfect sacrifice with a new understanding, the children should be more open to receiving the Lord's commission to go out to glorify the Lord by acts of love and service.

# We Come Together to Celebrate

## Faith Focus

The Eucharist, a thanksgiving celebration, begins with praise and the Penitential Act.

## Reflecting on the Faith Experience

Take a few moments to reflect prayerfully before preparing the lesson.

### Listening

No one has greater love than this, to lay down one's life for one's friends.

*John 15:13*

### Reflecting

These words of Christ are fulfilled as we come together with him in the eucharistic liturgy and pray in his name. Christ is in our midst as we celebrate Mass and make it the center of our lives as Christians. Through the complete self-giving of Christ at Mass, we are made holy, and we give the Father our greatest act of worship because we offer ourselves with Jesus. Acknowledging our complete dependence on God and realizing God's goodness, we praise and thank God for the great love shown in the mystery of our salvation. As living members of Christ's Body, the Church, we participate fully and actively with our whole being. As we share in the Eucharist, we pray that through the Holy Spirit we will grow in unity with our risen Lord and in love for all God's people. Then with Saint Paul we can say

I have been crucified with Christ; yet I live, no longer I, but Christ lives in me . . .

*Galatians 2:19–20*

When we live the life of Christ, our acts become the acts of Christ. We become one body in him and give joyful praise to God,

addressing one another [in] psalms and hymns and spiritual songs, singing and playing to the Lord in your hearts, giving thanks always and for everything in the name of our Lord Jesus Christ to God the Father.

*Ephesians 5:19–20*

*Do I regard each Eucharist as an opportunity for thanksgiving?*

### Responding

Lord Jesus, may the lessons I plan deepen my students' spirit of thanksgiving.

### Scripture for Further Reflection

**Matthew 18:20** Jesus promises that when his people gather, he will be present with them.

**Ephesians 4:11–16** Followers of Christ are to be united in their faith and grow in knowledge of the Son of God.

## Preparing for the Faith Experience

### Day One

We Celebrate the Eucharist

### Day Two

The Introductory Rites

### Day Three

We Come to Mass with Gifts

### Day Four

We Open Our Hearts to the Lord

### Day Five

Extending the Chapter

## Scripture in This Chapter

**Matthew 3:3** Prepare the way of the Lord.

**Matthew 5:23–24** Leave your gift at the altar.

## Church Documents

### *Catechism of the Catholic Church.*

The themes in this chapter correspond to the following paragraphs: 1168–1173, 1345–1355, 1391, 1396.

### *General Directory for Catechesis #30.*

Because catechesis is closely connected to the liturgy, catechetical courses should be designed so as to maintain a connection with the liturgical year.

### *Constitution on the Sacred Liturgy #10* (Vatican II). The full effects

of the liturgy are attained when the faithful come to it with proper dispositions, with minds attuned to their voices, and with hearts cooperative with grace.

### *Constitution on the Liturgy #11* (Vatican II). We should come to the

liturgy with proper dispositions, fully aware of what we are doing, actively engaged in the rite and enriched by it.

### *Dogmatic Constitution on the Church #42* (Vatican II). For the growth of

charity, by which we love God and our neighbor, we must take part in the liturgy, willingly hear the Word of God, and live our faith through good deeds.

## Music in This Chapter


For a list of all the music suggested in this program, see page T437.

## Enriching the Faith Experience

Use the activities at the end of the chapter to enrich a lesson or to replace an activity with one that better meets the needs of your class.

## Bulletin Board

A suggestion for a bulletin-board design for this chapter is pictured. You may want to use it on Day One, as part of Centering #1.



## LEARNING OUTCOMES

The children will be able to

- tell the story of Saint Tarcisius.
- explain why the Eucharist is a celebration.
- name ways that Masses vary according to the Church year and the purpose of the Mass.
- define the terms *Eucharistic Liturgy*, *liturgical year*, and *Roman Missal*.

## Words to Know

**Eucharistic Liturgy**

**liturgical year**

**Roman Missal**

See the Glossary for definitions.

## Key Term

**Ordinary Time**—the 33 or 34 weeks outside the year’s major seasons

## Materials

- The *Roman Missal*
- BLM 22
- BLM 21A–B
- Song of praise for Acting #1, such as “Gather Us In” from *Singing Our Faith* or “Come just as You Are” from *Voices as One, Vol. 2*
- Sacrament Books

## Before You Begin

1. Remember that we worship as members of the people that God has united to Christ his Son and to one another through Baptism. We worship God through our prayers and our deeds. Worshiping together, we learn to show a loving concern for one another. As we express that concern by helping one another grow in faith and in love, we are led in turn to more meaningful worship when, gathered together, we celebrate the goodness of our God.

## Getting Started

### Devotion to Our Faith

NEAR THE END OF THE MASS, you might see one or two people come to the front of the church to receive a small container from the priest. The container holds a host that was consecrated at Mass. These people are called extraordinary ministers of Holy Communion. They bring the Blessed Sacrament to people who are not able to come to Mass because of serious illness or some other reason. Together they share the Body of Christ in the Eucharist.

Early Christians began this practice. In the third century (A.D. 200–300), Christians in the Roman Empire were disliked. They were often put into prison and were forced to practice their faith in secret. Christians did not forget the imprisoned members of the Church. At each Mass, they chose a deacon to bring Holy Communion to those in prison.


One day there were no deacons to send. A 12-year-old boy named Tarcisius was chosen instead. On the way to the Roman jails, he was stopped by a group of boys who were not Christians. They wanted to see what he was carrying. They told him to hand it over. Tarcisius refused. He did not want

them to dishonor the Blessed Sacrament. More people joined in, and the growing crowd became angry. Tarcisius stood firm. Finally, the crowd attacked him and killed him.

Tarcisius is a martyr. He gave his life rather than deny Jesus. Because of his great devotion to the Blessed Sacrament, the Church has named him the patron saint of First Communion.

The extraordinary ministers of Holy Communion in your parish will probably never face that kind of decision. But in some parts of the world, Catholics are still persecuted for practicing their faith. Some risk their lives to celebrate Mass on Sunday. In these places, extraordinary ministers of Holy Communion face danger every time they carry the Blessed Sacrament to those in need.

In this unit, we will learn more about celebrating the Mass. As we do, we can thank God for the freedom we have to worship him as Christians. We can also remember the sacrifice of Tarcisius and pray for those who celebrate the Mass in dangerous places.



2. Remember that through the priest at the altar, the living Christ becomes present in the form of bread and wine. The risen Jesus offers himself to the heavenly Father, just as he offered himself at the Last Supper and on the cross.

## Centering

1. Review the children’s previous study of the Eucharist from Chapter 5.
  - ◆ Invite a volunteer to read aloud the verse from the Gospel of Luke on page 41.
  - ◆ To which sacrament do these words refer? (the Eucharist)
  - ◆ In Chapter 5, we studied the Sacrament of the Eucharist. In fact, that chapter’s title is “The Eucharist Is the Center of Christian Life.” It is our most important celebration.



- ✦ Write the word *Eucharist* on the board and add six lines coming from it like spokes. You may substitute the bulletin-board display for this chapter if you chose to make it.
- ✦ **What is the Eucharist?** (a meal, a remembrance of the Paschal Mystery, a celebration, a sacrifice, a sacrament, liturgy) [Write the children's answers on the spokes.]
- ✦ **Today we will learn more about one side of the Eucharist.** [Write celebration on a spoke. If you have already written it, circle the word.]

## 2. Review with the children the role of extraordinary ministers of Holy Communion.

- ✦ **What do we call those people who are chosen to take Holy Communion to those who are sick or unable to come to church?** (extraordinary ministers of Holy Communion)
- ✦ **Today we are going to read about a boy—not much older than you—who was chosen for this duty. He took this responsibility very seriously. His name was Tarcisius** (tar-SIS-ee-us).

## 3. Discuss **Devotion to Our Faith** on page 42.

- ✦ Invite volunteers to read aloud this section.
- ✦ **How did young Tarcisius show his devotion to the Blessed Sacrament?** (He brought it to Christians in prison; he gave his life rather than allow others to dishonor it.)
- ✦ **This story is a good reminder that we are called to be holy at Baptism. No matter our age, we can serve God. You may not be able to serve as an extraordinary minister of Holy Communion, but there are many other ways you can serve.**
- ✦ **By celebrating the Eucharist, we grow closer to God, who gives us strength to be holy, as Saint Tarcisius was.**



## CHAPTER 7

# We Come Together to Celebrate

## The Eucharist is a Thanksgiving Celebration



We love celebrations! They allow us to remember important events. They bring people together joyfully. Many of our celebrations include traditions. Cake is a tradition we enjoy at birthdays. Many people enjoy celebrating each new year with fireworks.

The Eucharist is a celebration too. For almost two thousand years, Catholics have gathered on the Lord's Day to celebrate Mass. We celebrate the Paschal Mystery of Jesus that saved us from sin and death and obtained eternal life for us. Through bishops and priests, the living Christ becomes present under the form of bread and wine. In every Mass, Jesus offers himself to the Father. The word *Eucharist* means "thanksgiving." At the Eucharist, we worship God and give him thanks. We already participate in the worship given God in heaven.

The actions of the Mass show our faith and love as a community. Together we ask God to free us from sin, which separates us from him and from one another. We ask for all we need to grow closer to God and to his people. We praise and thank him for his great goodness. We offer ourselves with Jesus to the Father for the coming of God's kingdom. We unite ourselves with Jesus, with the Father and the Holy Spirit. In the banquet of Holy Communion, we are united as a community. Then we go forth from the celebration to serve God and one another.

### Keep It Holy

The Third Commandment says to keep the Sabbath holy. The Church tells us to do this by celebrating the Eucharist every Sunday. Why do you think God gave us the Third Commandment?

God knows that participating in the

Eucharist is very important for us.

43

## Sharing

### 1. Discuss the first two paragraphs of **The Eucharist Is a Thanksgiving Celebration** on page 43.

- ✦ Have a child read the paragraphs aloud.
- ✦ **I'm sure you all enjoy celebrations. What kinds of celebrations have you taken part in recently?** [Allow the children to respond.]
- ✦ **The Eucharist is the greatest celebration of the Church.**
- ✦ **On what day of the week has the Church, from earliest times, been celebrating the Eucharist?** (on the Lord's Day, Sunday)

- ✦ **What do we celebrate at the Eucharist?** (the Paschal Mystery of Jesus: his passion, death, Resurrection, and Ascension)
- ✦ **What does the word *Eucharist* mean?** (thanksgiving)
- ✦ **The sacrifice of Jesus is such a great event that we celebrate it every day. What did Jesus do that we are celebrating?** (Jesus saved us from sin and obtained eternal life for us.)
- ✦ **What are the ways the risen Lord is present at the Eucharist?** (in the priest, in God's people, in the Word, and in the consecrated bread and wine)

- When we celebrate the Eucharist, we share in the sacrifice that the risen Jesus now makes to his heavenly Father. We celebrate our own "Passover" from sin to the new life in Jesus that we received in Baptism.

2. Present examples of how a community of love helps others grow in love.

- As baptized members of Jesus' family, it is important that we continue to grow in faith and love. To do this, we need to help one another. Our faith will grow strong if other people share with us what they believe. Who are some people who do that? (religion teachers, parents, priests, and sisters)
- When your parents ask you to help someone or to do something kind for someone, they aren't just doing it because they are nice people. They are also helping you live the teachings of Jesus. They are sharing their faith with you.
- When your family prays together before meals, you are sharing and strengthening one another's faith.
- We also must grow in love. We try to help one another love God and his people more. When the choir sings at Mass, its members are trying to help you pray better and grow in love.
- When we welcome new children into our class, we are helping them grow in love. We are a community of love.
- When we hold back unkind words and refuse to hurt others, we are helping those around us to remember that Jesus told us to love one another.
- In what other ways do we share faith and love? [Allow time for the children to share their ideas.]

3. Discuss the last paragraph on page 43.

- Invite a volunteer to read aloud the paragraph.


### We Celebrate All Year Long

At every Mass, we celebrate the Eucharist. Eucharistic celebrations have different themes throughout the liturgical year. Over the year, the story of the mystery of Christ unfolds. We celebrate the coming of Jesus in Advent and Christmas. Then we celebrate his death and Resurrection in Lent and Easter. These periods of time are called seasons of the Church year. Between the two seasons are weeks known as Ordinary Time.

During the year, we also celebrate special feasts. These feasts include the Ascension and Pentecost. In addition, certain days are feast days of Mary and other saints. Special prayers in the Mass honor the saints on their feast days and unite us to the liturgy of heaven.

Some Masses are for a special purpose. For instance, there are Masses for weddings and funerals. There are Masses for needs, such as religious vocations or peace and justice. Some Masses honor the Trinity or the Sacred Heart, and some are for those who have died.

Over the year, some elements change according to the theme of the Mass. These include the readings of the Mass, the prayers, the songs, and the color of the priest's vestments.



44 UNIT 2 We Celebrate the Eucharist

### A Moment with Jesus

The Eucharist is a thanksgiving celebration. Christ becomes present to us in the form of bread and wine. Take a moment to imagine yourself at Mass preparing to receive Holy Communion. In your own words, thank Jesus for his loving presence with us.

### Check Your Calendar

What season of the Church year is it now?

If you were born on a feast day, what is it?

What is your patron saint's feast day?

### We Follow the Rites of the Eucharist

All the prayers for Mass are found in a book called the *Roman Missal*. It is usually on the altar during the celebration.

You will learn the rites of the Eucharistic Liturgy throughout this unit. Father Thomas will explain to you the parts of the Mass.

◀ The Roman Missal

### How is the Eucharist a community celebration?

(Together we ask God to free us from sin, which separates us from one another, we ask for all we need to grow closer to God and to one another, we praise and thank him, we offer ourselves with Jesus, we unite ourselves with one another in Holy Communion, we go forth to serve one another.)

### What do we do at Mass to show that our community is united with Jesus? (We offer ourselves with Jesus and receive him in Holy Communion.)

### 4. Have the children complete the activity **Keep It Holy** on page 43. Discuss their answers.

### 5. Lead the children in prayer using **A Moment with Jesus** on page 44.

- Read aloud this section to lead the children through the prayer experience.
- Allow sufficient time for silent reflection.

### 6. Present the Church year to the children.

- Draw a circle on the board and divide the circle down the middle vertically. (As an alternative to the following activity, have the children turn to the calendar of the liturgical year on page 166 as you discuss the Church year. This page is also shown on page T319 of the Teacher's Guide.)

- ◆ Our eucharistic celebrations follow a yearly pattern that recalls the whole mystery of Jesus' life. This pattern is called the liturgical year. What great feast celebrates the coming of Christ? (Christmas) [Write *Christmas* in the top of the left half of the circle.]
- ◆ What great feast celebrates Jesus' Resurrection? (Easter) [Write *Easter* in the bottom of the right half of the circle.]
- ◆ Every year we celebrate these two feasts. Before each feast, we have a time of preparation for it. After each feast, we have a time of reflecting back on that feast and thanking God. All of these periods of time are called seasons of the liturgical year.
- ◆ During which season do we prepare for Christmas? (Advent) [Write *Advent* in the bottom of the left half of the circle.]
- ◆ During which season do we prepare for Easter? (Lent) [Write *Lent* in the top of the right half of the circle. Add arrows to show the order of the Church year.]



- ◆ There is also time between these two major seasons. These weeks are called Ordinary Time.

### 7. Discuss **We Celebrate All Year Long** on page 44.

- ◆ Have the children read this section silently.
- ◆ Call attention to the Word to Know *liturgical year*.
- ◆ What else, besides the seasons of Christmas and Easter, do we celebrate as we go through the


**Church year?** (feasts such as the Ascension and Pentecost; feast days of Mary and other saints)

- ◆ **What Masses are for special purposes?** (Masses for weddings and funerals, for special needs, such as religious vocations and peace and justice, for the dead)
  - ◆ Invite volunteers to tell about any special Masses they have attended. Ask them to tell what the special Mass was and how it was different from an ordinary Sunday Mass.
8. Help the children complete the activity **Check Your Calendar** on page 44.
9. Discuss **We Follow the Rites of the Eucharist** on page 44.
- ◆ Read this section aloud and call attention to the two Words to Know.
  - ◆ Show the children the *Roman Missal*. You may choose to pass it around or to have small groups come forward at an appropriate time.

### 10. **BLM 22** Have the children work **BLM 22 A Community of Faith and Love**.

- ◆ Have a volunteer come to the front of the room and sit on the floor.
- ◆ Imagine that one of your friends has fallen on the playground and hurt his leg. He is having trouble walking. How could you give him the support he needs to come into the building?
- ◆ Allow a volunteer to demonstrate with the child who is sitting on the floor.
- ◆ God wants us, as members of a community of faith and love, to give one another support. People help you grow in faith and love. You help others. Think about this for a minute.
- ◆ Have the children complete BLM 22 independently.
- ◆ When the children have had sufficient time, invite volunteers to share and fully explain their answers.

## Acting

1.  Lead the children in prayer or a song of praise.
  - ◆ Now that we've thought about those people who have helped us grow in faith and in love, let's pray for them.
  - ◆ Father, we praise you! We thank you for making us members of the Church, a community of faith and love. We thank you for the many people you have sent into our lives to help us grow in faith and love.
  - ◆ Lord, thank you especially for ... Silently name some people in your own lives. [Pause.]
  - ◆ Father, we know you call us to help others. We will do so by ... Silently tell God something you will do to help others. [Pause.]
  - ◆ Please help us keep these resolutions. We ask you this and all things in Jesus' name.

### 2. Have the children copy the diagram of the liturgical year into their Sacrament Books.

- ◆ If you have not already done so, direct the children's attention to the liturgical calendar on page 166 of the student book.
- ◆ Direct them to color the sections of their copy of the Church year with the colors of vestments used during the respective season: Advent—violet; Christmas—white; Lent—violet; Easter—white.

### 3. **BLM 21A–B** Distribute copies of **BLM 21A–B Unit 2 Family Letter** and instruct the children to share these letters with their families.

## CHECKPOINT



- Were the learning outcomes achieved?
- How do the children give evidence of a deepening appreciation of community worship?

## LEARNING OUTCOMES

The children will be able to

- identify the parts of the Introductory Rites.
- discuss ways to make their participation in the Eucharist meaningful.
- define the term *Penitential Act*.

## Word to Know

### Penitential Act

See the Glossary for definition.

## Materials

- Posters: The Parts of the Mass
- Large flash cards: *Entrance Chant, Greeting, Penitential Act, Gloria, Collect*
- Missalette
- Celebrating the Eucharist booklets from the back of the student books
- Song for an entrance procession for Acting #1, such as “Father, We Adore You” from *Rise Up and Sing 2* or “Our God Is a God of Love” from *Young People’s Glory and Praise Vol. 1 & 2*

## Before You Begin

1. Consider that the Introductory Rites of the Mass help us prepare to worship the Father through Jesus his Son and through the power of the Holy Spirit. Because the Mass is the greatest act of worship we can offer to God, we should participate in it wholeheartedly, leaving our distractions in God’s care.
2. You may wish to assemble the Celebrating the Eucharist booklets for the children before class. Refer to these booklets throughout the unit on the Mass. The children may also use them as they participate in the Mass.

## Centering

### 1. Review the last lesson.

- ♦ What is our central act of worship? (the Eucharist)
- ♦ What does the Mass celebrate? (Jesus’ saving us by his sacrifice, the Paschal Mystery)
- ♦ What are the two major seasons of the Church year? (Christmas, Easter)
- ♦ Today we will begin our study of the Eucharistic Liturgy.

### 2. Go over the main portions of the Mass.

- ♦ If you have displayed the two posters that show the parts of the Mass, direct the children’s attention to them. Otherwise use the graphic on page 45 of the student book.

- ♦ What is the first part of the Mass? (the Introductory Rites) During this part, we get ready for the great action about to take place.
- ♦ The two main parts are next—the Liturgy of the Word and the Liturgy of the Eucharist. What is Liturgy? (public worship)
- ♦ In what main part of the Mass does God speak to us? (the Liturgy of the Word)
- ♦ During the Liturgy of the Eucharist and the Communion Rite, we join in Jesus’ sacrifice to God our Father. God gives a gift to us. He gives us Jesus himself in Holy Communion.
- ♦ The Concluding Rites are at the end of Mass.

### 3. Have a child read aloud the Bible verse on page 45.

- ♦ We’ll begin our study of the Mass at the most natural place—the beginning. Who better to help us than a priest? Father Thomas will explain things for us.
- ♦ Point out Father Thomas in the picture on page 45.

## Sharing

### 1. Discuss the first two paragraphs of The Introductory Rites Prepare Us for Worship on page 45.

- ♦ Have a child read the paragraphs aloud.
- ♦ What are the Introductory Rites of the Mass? (the prayers and actions at the beginning of Mass)
- ♦ What do they prepare us to do? (hear the Word of God, offer ourselves with Jesus, and receive him in Communion)

### 2. Discuss the bulleted list and the paragraph that follows it.

- ♦ Have the children read the rest of this section silently.
- ♦ When we come to celebrate Mass, we want to remember why we have come. What are some reasons we come to Mass? (to praise and thank God, to pray and sing of God’s love with the Christian community, to hear God’s Word and respond to it, to offer ourselves as a gift with Jesus to God our Father, to receive Jesus in Holy Communion and grow in his love)

### The Parts of the Mass



Part 1

Part 2

- ◆ **What is the first thing we do when we enter the church?** (take holy water and bless ourselves)
- ◆ **What does this act remind you of?** (Baptism) **Baptism gives us the right to celebrate the Eucharist.**
- ◆ **What do we do to show that we adore Jesus in the Blessed Sacrament?** (genuflect)
- ◆ **What are some appropriate things to do while we wait for Mass to begin?** [Write the children's answers on the board and discuss each one.] (Examples: adore Jesus, recognize Christ in one another, get our song books or papers ready)

### 3. Help the children use their experience at Mass to put flash cards in the proper order.

- ◆ If the posters listing the parts of the Mass are on display, cover or take down the first poster. Then display the large flash cards in a random order with the parts of the Introductory Rites written on them.
- ◆ **These flash cards contain the names of the rites that make up the beginning part of the Mass.**
- ◆ Read the flash cards aloud and invite volunteers to put the flash cards in the correct order, one at a time. If necessary, use the following clues:

- The community begins its worship by singing a joyful gathering song while some of the members of the community walk together to the altar. (Entrance Chant)
- We make the sign that reminds us that at Baptism, we were called to unite our worship with Jesus' death, and the priest greets us with a prayer. (Greeting)
- We ask God to free us from anything that is separating us from him and from one another. (Penitential Act)

## The Introductory Rites Prepare Us for Worship

Prepare the way of the Lord ...  
Matthew 3:3

### Introductory Rites

Liturgy of the Word  
Liturgy of the Eucharist  
Communion Rite  
Concluding Rites

I am Father Thomas. I am here to explain all the parts of the Mass. The Mass is the most important prayer for Catholics. We must get ourselves ready for it. Sometimes we may come to church distracted. We may feel happy about something or feel sad. We may be tired, or we might be excited about what is going to happen later that day. The Introductory Rites help us clear these things away and focus on why we have come together.

The Introductory Rites of the Mass are the prayers and actions at the beginning of the Mass. They prepare us to hear the Word of God, to offer ourselves with Jesus, and to receive him in Holy Communion.

To prepare ourselves, we remember why we have come. We have come to

- praise and thank God, who is so great and good.
- pray and sing of God's great love with the Christian community.
- hear God's Word and respond to it with love.
- offer ourselves as a gift with Jesus to God our Father.
- receive Jesus in Holy Communion and grow in his love.



When we arrive at church, we take holy water and bless ourselves. As we come into the presence of Christ, we genuflect. We greet him, and we adore him.

### Entrance Chant

While everyone praises God in joyful song, members of the community who have a special role in the Mass join me in a procession to the altar. As a people who belong to God and who are on a journey to him, we come to worship God with faith and love.

We Come Together to Celebrate CHAPTER 7 45

- We recite or sing this powerful hymn praising God to make special feasts even more joyful. (*Gloria*)
- We ask for special blessings for ourselves and for the whole Church. (Collect)

### 4. Discuss **Entrance Chant** on page 45.

- ◆ Read the title of this section aloud and invite a volunteer to describe his or her experience with this part of the Mass.

- ◆ Invite a child to read aloud this section.

- ◆ **We come to Mass to participate, not just to watch. It is an act of worship, not a show. What can we do to participate during the Entrance Chant?** [Write the children's answers on the board and discuss each one.] (Examples: sing, think about the fact that God has called us to worship, think about our community of faith and love)

### 5. Discuss **Greeting** on page 46.

- ◆ Read the title of this section aloud and invite a volunteer to describe his or her experience with this part of the Mass.
- ◆ Invite a child to read aloud this section.
- ◆ **What do we do as the priest begins Mass with the Sign of the Cross?** (We also make the Sign of the Cross.)
- ◆ **What does the priest's greeting call to mind?** (that God is present)
- ◆ **What does the priest pray for?** (that God's grace and peace will be with us)
- ◆ **If the priest says, "The grace of our Lord Jesus Christ, and the love of God, and the communion of the Holy Spirit be with you all," how should we respond?** (And with your spirit.)

### 6. Discuss **Penitential Act** on page 46.

- ◆ Read aloud the title of this section and invite a volunteer to describe his or her experience with this part of the Mass.
- ◆ Invite a child to read aloud this section.
- ◆ **What do we do during the Penitential Act?** (call to mind our sins and ask forgiveness)
- ◆ **When we pray the Kyrie (Lord, have mercy), what do we trust that God will do?** (forgive us and give us strength to live as his people)

### 7. Discuss **Gloria** on page 46.

- ◆ Read aloud the title of this section and invite a volunteer to describe his or her experience with this part of the Mass.
- ◆ Invite a child to read aloud this section.
- ◆ **At what Masses would you expect to pray the Gloria?** (special feast days, such as Easter and Christmas; most Sundays of the year)

#### Greeting

We begin the Mass by making the Sign of the Cross. This reminds us that God loved us so much that he sent his Son to die for us. It reminds us that at our Baptism, we were called to worship God our Father with Jesus.

I greet everyone gathered to worship, the assembly, recalling that God is present. Then I pray that God's grace and peace will be with everyone.

#### Penitential Act

Our sins separate us from God and his people. In the **Penitential Act**, we call upon the Lord to forgive our sins and to heal us.

When we pray the *Kyrie* ("Lord, have mercy"), we show our trust in God's great mercy. We trust that God forgives us and gives us strength to live as his people.

#### Gloria

This prayer is a powerful hymn praising almighty God. We pray it on most Sundays and on special feast days. The *Gloria* is meant to be sung. If you recite it, pray it aloud with life and joy! We should pray it with our whole hearts. It speaks of the greatness of the all-holy God.



#### Collect

Then I invite everyone to pray. In silence, we pray for our personal intentions and for those of the Church. Then I pray a prayer that asks for a special grace for all of us. By responding "Amen," you say yes to this prayer. Now we are ready to hear God speak his holy Word.



46 We Celebrate the Eucharist

- ◆ **Why is each Sunday a special day?** (Each Sunday is a celebration of Easter, the Resurrection of Jesus.)
  - ◆ **What should we do during the Gloria?** (sing or pray with our whole hearts)
- ### 8. Discuss **Collect** on page 46.
- ◆ **Read the section Collect to learn what we and the priest should do at this time.**
  - ◆ Allow time for the children to read this section silently.
  - ◆ **Why does the priest pause after he says "Let us pray"?** (so that we can ask for special favors and graces we need)

- ◆ **How can we prepare for this moment?** (Before Mass, we can think about what we want to pray for at that time.)
- ◆ **Sometimes the priest will say "Let us pray for . . ." and tell us a special grace to pray for. He might say "Let us pray for the strength to do God's will." Think about what you could say in your heart during the silence. [Pause]**
- ◆ **Why do we respond to the opening prayer with "Amen"?** (It is how we say yes to the prayer.)

9. Read the Collect of the day or the following example of a Collect prayer.

**Prayer for the Thirtieth Sunday in Ordinary Time**

Almighty ever-living God,  
increase our faith, hope and charity,  
and make us love what you command,  
so that we may merit what you promise.  
Through our Lord Jesus Christ, your Son,  
who lives and reigns with you in the unity of the Holy Spirit,  
one God, for ever and ever.

- ◆ If you used the prayer provided, invite volunteers to tell what special grace the Church prays for in it. (The grace we ask for is that God increase our faith, hope, and charity; and to make us love what he has commanded.)
- ◆ As an optional activity, you may consider using several more Collect prayers. For each, have one of the children take the part of the priest. The child says "Let us pray," pauses, and then reads the prayer. Encourage the rest of the children to answer with a wholehearted "Amen!" Then discuss the graces requested.

10. Introduce the children to their Celebrating the Eucharist booklets.

- ◆ Have the children carefully remove and assemble the Celebrating the Eucharist booklets from the back of their books.
- ◆ Allow the children to examine their booklets.
- ◆ **This booklet will be our guide as we study the parts of the Sacrament of the Eucharist.**



**Acting**

1. Have the children stand and sing a song just as they would at the beginning of Mass.
2. Lead the children in prayer.
  - ◆ We can offer ourselves with Jesus in a Mass that is being offered now somewhere in the world.
  - ◆ Lord Jesus, somewhere people are celebrating the Eucharist. We want to worship the Father with them and with you. We offer ourselves with all we think, do, and say. [Pause]
  - ◆ Father, we adore you. We thank you. Amen.
3. Help the children formulate a resolution.
  - ◆ What things should we do and say to prepare for worshiping God the Father with Jesus at Mass?
  - ◆ Write the children's answers on the board and discuss each one.
  - ◆ Choose a resolution and try to keep it before the next Mass you attend.
4. Choose or let the children choose an activity to do from Things to Do at Home on page 47.

**CHECKPOINT**



- Were the learning outcomes achieved?
- Do the children's descriptions of their experiences at Mass indicate an understanding of the Introductory Rites?
- Do the children's responses indicate a meaningful participation in the Mass?

# Day Three We Come to Mass with Gifts

## LEARNING OUTCOMES

The children will be able to

- explain that at Mass, we offer gifts to God.
- describe how we can offer gifts of love for God and others.

## Key Term

reconcile—to make peace

## Materials

- BLM 23
- New Testaments
- Bible with a marker at Matthew 5:23–24
- Sacrament Books
- Song about the Eucharist for Acting #2, such as “We Come to Your Table” from *Young People’s Glory and Praise Vol. 1 & 2* or “I Received the Living God” from *Singing Our Faith*

## Before You Begin

1. Remember that all of us should go to church ready to offer ourselves with Jesus to God the Father. This requires us to give up prejudices and resentments and any other habits of sin. It requires our dedication to God and loving service to God’s people.
2. If you have the children make booklets on the Mass as suggested in *Enriching the Faith Experience #1*, allow them to make covers for them. You may wish to include the BLM from this lesson in the booklet.

## Centering

Relate the children’s experience of trading items to the exchange that takes place in the Eucharist.

- ♦ What are some of the things you like to trade with each other? (Examples: video games, toys, snacks, CDs)
- ♦ Perhaps at the moment you exchanged with someone, you thought you were getting a good deal. Think about how much you were willing to give up in an exchange for something you wanted very much.
- ♦ When we want something very much, we are willing to exchange almost anything for it. Today we will hear about the great exchange that takes place in the Eucharist.

## Sharing

1. Explain the exchange of gifts that occurs at Mass.
  - ♦ We come to Mass to exchange gifts with God our Father. What gift does God give us? (Jesus)
  - ♦ What do we give to God as our part of the exchange? (ourselves, together with Jesus)


- ♦ We can give God ourselves—all that we are and all that we do.
- ♦ When we participate in Mass, what is it that we want very much to receive in exchange? (Jesus)
- ♦ God gives us Jesus to take away our sins because he loves and cares for us. In exchange for this great gift, we are willing to give God all our love.
- ♦ How do we give God our love? (by living as Jesus taught us)
- ♦ What are some things we can do to live as Jesus taught us? (be kind, pray, obey our elders, make sacrifices by helping others, be honest, be truthful)
- ♦ Every day we should remember to prepare our gifts for this great exchange.

2. **BLM 23** Have small groups complete BLM 23 **We Come to Mass with Gifts**.
  - ♦ Distribute copies of the BLM.
  - ♦ Help the children read the opening paragraph and discuss it with them.
  - ♦ Have the children complete the activities. When they are finished, have them share their answers in small groups.

3. Help the groups come up with skits that demonstrate showing love for God by showing love for others.
  - ♦ Have the children perform their skits.
  - ♦ After each skit, invite the rest of the class to identify how the skit demonstrated showing love for God by showing love for others.
  - ♦ Help the children discern in each skit behaviors that they can adopt in their own lives.
4. Discuss Matthew 5:23–24.
  - ♦ Give to a volunteer a Bible opened to Matthew 5:23–24 and have that child read the passage aloud.
  - ♦ What does Jesus tell us to do before we exchange gifts? (leave our gift there before the altar, go and make up with the person with whom we are at odds, and then come and offer our gift)
  - ♦ Why do you think Jesus wants us to do this? (so we can offer a gift of love at Mass)
  - ♦ If we don’t love others whom Jesus loves, how can we say we love him? To show Jesus we really love him, we must love others.



**Acting**

-  Lead the children in prayer.
  - Write the following words on the board: *contrite, intercede*
  - Explain that *contrite* means "feeling sorry or regretful" and that *intercede* means "to ask for something for another person."

- Let us now pray a prayer as in the Penitential Act asking the Lord's forgiveness for our failures to love. Repeat "Lord, have mercy" or "Christ, have mercy" after I say it. (If your church uses the *Kyrie, eleison* responses, teach them to the children.)
- You were sent to heal the contrite of heart: Lord, have mercy.
- You came to call sinners: Christ, have mercy.

- You are seated at the right hand of the Father to intercede for us: Lord, have mercy.

- Let the children sing a song about the Eucharist.

**CHECKPOINT**

- Were the learning outcomes achieved?
- Do the children grasp the importance of forgiveness?

**Day Four We Open Our Hearts to the Lord**

Student pages 47-48

**LEARNING OUTCOMES****The children will be able to**

- participate more fully at the beginning of the Eucharist.
- discuss the meaning of the prayers of the Introductory Rites.
- demonstrate an understanding of the key concepts in this chapter.

**Materials**

- BLM 24
- Song for Sharing #2, such as "Lord, Have Mercy" from *Bloom Where You're Planted* or "Glory to God" from *At the Table of Jesus*
- Missalettes
- Celebrating the Eucharist booklets
- Flash cards of the Introductory Rites used in Day Two
- BLM 25 Quiz

**Before You Begin**

- Remember that praying or singing the responses at Mass helps us experience a sense of belonging to the community and of worshipping with love.
- When planning today's lesson, keep in mind that Day Four is when the children take the quiz for this chapter. Reserve time at the end of class for this assessment. The quiz can also be administered on Day Five.

**Centering****Review entering the church.**

- Let the children dramatize what they do when they enter the church and take their places in the pews.
- Why is it important to greet one another as we gather for the Eucharist?** (to build community, to show that we are a people of faith and love)

**Sharing**

- BLM 24** Help the class complete BLM 24 **We Begin the Mass with the Introductory Rites.**

- Distribute copies of the BLM.
- Guide the children to complete the BLM, using their Celebrating the Eucharist booklets or missalettes.
- Allow time for the children to decorate their BLMs and have them add the worksheet to their Sacrament Books.

- Let the children choose one entrance song and sing it as they would at Mass.

- Go over the Greeting in the Celebrating the Eucharist booklets.

- Read the part of the priest in the greeting and then have the children respond with full voices.

- If you are using a missalette, you may also wish to do one additional Greeting option.

- Go over the Penitential Act in the Celebrating the Eucharist booklets.

- Have the children prayerfully say or sing their responses.

- Refer to melodies for the "Lord, have mercy" on the recordings *Bloom Where You're Planted, Rise Up and Sing, Young People's Glory and Praise*, Vol. 2, or in the parish missalettes or hymnals. You may wish to sing it as it is sung in your parish.

5. Have the children recite or sing the *Gloria*.

6. Go over the Collect section of the booklet.

✦ Ask the children to listen carefully as you read from a missalette several Collects listed for Sundays or feast days.

✦ For each prayer, invite volunteers to name special gifts we ask for or what we desire from God through his Son.

7. Use flash cards to review the order of the Introductory Rites.

✦ Distribute the flash cards from Day Two.

✦ Have the children with flash cards line up in front of the class in a random order, holding their flash cards for the rest of the class to see.

✦ Help the rest of the class order the children standing according to the sequence of the Introductory Rites.

8. Lead the children through the Summary and the Review activities, pages 47–48.


9. Discuss the Things to Do at Home activity that was chosen earlier in the week.

- ✦ Invite volunteers to talk about their experience completing the activity.
- ✦ If work was completed as part of the activity, invite volunteers to share their work.

10. **BLM 25** Distribute and administer BLM 25 Chapter 7 Quiz.

- ✦ Use this opportunity to assess the children's understanding of the main concepts in the chapter.
- ✦ If there is not sufficient time for the children to complete the quiz, consider moving it to Day Five.

## Acting

1.  Lead the children in prayer.
- ✦ Let's think of some things for which we give God praise and thanks. [Pause]

## CHAPTER 7

## Summary



### We Remember

Why do we have Introductory Rites at Mass? The Introductory Rites remind us that Jesus calls us together as a community of faith and love to worship the Father. They prepare us to listen to God's Word and to celebrate the Eucharist.

### We Respond

Lord, help me to prepare for the eucharistic celebration by being a more loving member of the Christian community.

### Words to Know

Eucharistic Liturgy  
Liturgical year

Penitential Act  
The Roman Missal

## Things to Do at Home

1. What is the last celebration you had at home? Start a conversation about it with family members who attended. What were some ways you celebrated? What were you celebrating? Write a paragraph about the event. Then write a paragraph telling why we call Mass a celebration. What are we celebrating? How do we celebrate?
2. The Introductory Rites prepare us to hear the Word of God. What are some things you could do to prepare yourself before the Mass even begins? Talk with a family member about ways you can prepare at home before going to church. Make a list and follow it before the next Mass.
3. Mark a calendar with the major seasons of the liturgical year. Hang the calendar in your home.
4. Often we dress in special ways for celebrations. Discuss with your family how you can dress in a special way for next Sunday's eucharistic celebration. Remind one another as the day gets closer.

Visit [www.christourlife.org/family](http://www.christourlife.org/family) for more family resources.



47

- ✦ Write one thing on the back of your worksheet. I will begin. Then you may pray your own prayers. To each prayer, we will respond by saying "We give you praise and glory."
- ✦ For creating a beautiful world with all its natural resources ... [Pause]
- ✦ For giving us our brothers and our sisters ... [Pause]
- ✦ For saving us by sending Jesus to be our Savior ... [Pause]
- ✦ For giving us the Mass and the sacraments ... [Pause]
- ✦ Allow each child to pray aloud. Then have the rest of the class respond.

2. At the end of class, have the children tear out and take home pages 47–48.

## CHECKPOINT



- Were the learning outcomes achieved?
- Do the children understand the meaning and spirit of the Introductory Rites?

## Day Five Extending the Chapter

For ongoing Day Five suggestions, such as preparing for the Sunday Scripture readings or using activities on the Christ Our Life Web site, see page T434.

### Chapter 7 Enriching the Faith Experience

Use the following activities to enrich a lesson or to replace an activity with one that better meets the needs of your class.

- As the children study the different parts of the Mass, they may find it helpful to make a booklet or scrapbook on the significance of these rites for the Christian today. For each rite, have the children write a few sentences that tell the meaning of that part of the Mass. Let them illustrate it by using magazine pictures, photos, or drawings. They may also include examples of the prayers of the rites, readings, responses, and other appropriate materials, as well as the worksheets from this unit. The children may include this booklet as part of their Sacrament Books.
- Direct the children to find events in the New Testament that emphasize the theme of welcome. If the children are having trouble finding stories on their own, you might suggest the following passages: Luke 1:39–45 (Elizabeth welcomes Mary), Luke 15:20–24 (a father welcomes his lost son), Luke 24:28–31 (disciples invite Christ for a meal). These stories might be dramatized as live-action skits or puppet shows. Have the children perform their chosen stories. Use the performances to emphasize the importance of welcome and how the Introductory Rites welcome us.

### CHAPTER 7 Review

**Five Facts** Answer these questions about the Eucharist.

- What do we celebrate?  
**the Paschal Mystery of Jesus**
- When do we celebrate?  
**at Mass**
- Who is present under the form of the consecrated bread and wine?  
**Jesus Christ**
- What does the word *Eucharist* mean?  
**thanksgiving**
- What do we call the part of the Mass that prepares us to listen to God's Word?  
**Introductory Rites**

**Word Scramble** Unscramble the words.

- a season of the Church year  
**Easter**  
TEERSA
- saint who has Masses in her honor  
**Mary**  
RMYA
- a feast day celebrated by a special Mass  
**Ascension**  
INSAONCSE
- word that means "yes"  
**Amen**  
NEAM
- what we ask the Lord for in the Penitential Act  
**mercy**  
REYMC
- book containing the prayers for Mass  
**The Roman Missal**  
HTE NAROW SSIMLA



**Name the Right Rite**  
List the Introductory Rites of the Mass in the correct order on the lines below. After each one, write the letter of the phrase that best describes it.

- Entrance Chant** \_\_\_\_\_ **C**
- Greeting** \_\_\_\_\_ **D**
- Penitential Act** \_\_\_\_\_ **A**
- Gloria** \_\_\_\_\_ **E**
- Collect** \_\_\_\_\_ **B**

Gloria	Penitential Act	Collect
Entrance Chant	Greeting	
<b>C</b>	<b>A</b>	<b>A</b>
<b>D</b>	<b>B</b>	<b>B</b>
<b>A</b>	<b>C</b>	<b>C</b>
<b>E</b>	<b>D</b>	<b>D</b>
<b>B</b>	<b>E</b>	<b>E</b>

48

- Encourage the children to compose unfinished sentences on life situations in which forgiveness can be applied. Have each child read a sentence to the class and call on another child to add the ending. (Examples: If I am hit by a ball on the playground, I should . . . ; if someone pushes me in the cafeteria line, I should . . .)
- Have the children make a collage of pictures showing how people praise God every day.
- Have the children dramatize parts of the Introductory Rites of the Mass.

- Have the children make their own slide show of the Introductory Rites of the Mass. Divide the children into groups and have each group draw a picture of one of the rites. Have them also plan the narration to accompany the picture. If possible, make transparencies of the drawings and present them on an overhead projector as a member of each group reads the narration for that picture.

and keep it.