

CONTENTS

Helps for the Teacher

Welcome!	T4
The Catechetical Ministry in the Catholic School	T4
The Foundations of Catechesis	T5
A Spiral-Thematic Curriculum Based on the Four Pillars of the Catechism	T6
BLEST ARE WE FAITH & WORD Program Overview	T7
BLEST ARE WE FAITH & WORD Scope and Sequence	T10
Learning Styles and Strategies	T14
Profile of the Fourth-Grade Child	T16
The Learning Environment	T18
Involving the Parish	T22
Introducing Take Home Family Time Pages	T23
Teaching Doctrine	T24
Teaching Scripture	T25
Teaching Worship	T27
Teaching Morality	T28
Introducing Faith in Action	T29
Teaching Prayer	T30
Online Resources at blestarewe.com	T31
Learning Activities	T32
Assessment	T34

Scripture

Understanding Scripture T35

*A complete minicourse
on the Bible for the teacher*

Core Chapters 3

*Planning pages and step-by-step suggestions
for teaching all twenty chapters of
BLEST ARE WE FAITH & WORD Grade 4*

Feasts and Seasons 313


*Eleven lesson plans on
the liturgical year and major
feast day celebrations*

Our Catholic Heritage 391

*A brief survey of Catholic doctrine,
organized according to the four pillars
of the Catechism of the Catholic Church*

Celebrating Catholic Schools Week 411

Resources T43



Jesus, the Image of God

Chapter

5

Background for the Teacher

This chapter deals with two great mysteries of our faith: the Incarnation and the Paschal Mystery. The word *incarnation* means “to become flesh, to take on a human body.” We believe that God the Son became incarnated in Jesus. *Paschal Mystery* refers to Jesus’ Passion, Death, Resurrection, and Ascension—his passing over from death to new life.

The ancient Israelites offered the paschal lamb and then were freed from slavery when the angel of death passed over their homes. Jesus is our Paschal Lamb. Through his suffering, Death, Resurrection, and Ascension, we are freed from sin and given new life.

Being God’s Image Today

The Church celebrates the Incarnation at Christmas and the Paschal Mystery during Lent and Easter. These two great mysteries of our faith, however, are two sides of the same coin. Each is an essential part of God’s work of Salvation. Jesus is truly human and truly divine. When we look at Jesus, we see God the Father; we also see our best selves. We are called to follow Jesus by speaking and acting as he did—with compassion, forgiveness, and love. We are called to be living images of God in today’s world.


Faith Focus


As God’s divine Son, Jesus is a model for us of what it means to be created in the image of God.

Time for Reflection

How can my words and actions reflect God’s image in today’s world?

A Teacher’s Prayer

 Jesus, true God and true man, help me see God in your words and actions and in the faces of those around me. Grant that I may reflect God’s image and help me imitate your love, selflessness, patience, and forgiveness. Enable me to see myself as a unique and irreplaceable expression of God. Amen.



Take Home PAGES

Pre-chapter home activities for families



Beginning at Home

Many of the students will have spent some time with their families working with the Take Home Family Time pages. You can help the students connect with what was done at home by discussing the saint featured or using A Prayer for the Week at an appropriate time.

Getting ready for Chapter 5

Take Home

Jesus, the Image of God

Mirrors give us a representation of ourselves. They reflect back our physical appearance. We speak of Jesus being a "true mirror" of God. Jesus in his words and actions is the true Revelation of God. Jesus makes known to us what God is like and what God expects of us. In following Jesus, we are called to be true images of what God is like.

ACTIVITY

Mirror Message Make a mirror out of a piece of silver paper or aluminum foil. In the center, write how someone in your family reflects God's image. Give it to that person as a gift.

WEEKLY PLANNER

On Sunday Remember that Jesus is our true friend and role model. Listen to the words of the Scripture readings at Mass. That illustrate Jesus' role in our lives.

On the Web Visit our Web site for the saint of the day and the reflection question of the week.

Saint of the Week

Saint Catherine of Bologna (1481-1510)
Saint Catherine of Bologna worked as a charity for the poor. She was known for her holiness, piety, and charity. Saint Catherine was also a painter and manuscript illuminator. Patron Saint of: artists. Feast Day: March 5.

A Prayer for the Week

Jesus, we thank you for your example. Like Saint Catherine of Bologna, help us to use our talents, to always give praise to you, our perfect role model. Amen.

Family Time Grade 4 83



Sunday Connection

Visit Our Web Site Teachers and parents can visit blestarewe.com for:

- resources related to the Sunday liturgy
- summary of the Sunday Scripture readings
- Reflection Question of the Week
- seasonal activities



More About the Saint of the Week

Saint Catherine of Bologna is also featured on the Respond pages in this chapter. Her single-minded focus on the Person of Jesus helped her lead a life of holiness. You can read more about her life in *Butler's Lives of the Saints*.

Getting ready for Chapter 5

Take Home

Scripture Background

In the Time of Jesus

Burial Jewish burials usually took place within a day after the person's death. An important part of the burial custom was the preparation of the body. Family members and friends washed the body, anointed it with spices, and wrapped it in linen. The mourners then carried the body in a procession to the tomb. Rock-cut tombs were common burial sites. After Jesus died on the cross, his body was placed in this type of tomb.

Read about Jesus' Crucifixion in Luke 23:33-56.

OUR CATHOLIC TRADITION in America

City Names Saints are people who have tried to live like Jesus. They are examples for us, as Jesus was an example. They showed us how to be human and also images of God. In our country we have many cities that have been named after saints, for example: St. Louis, San Francisco, St. Paul, and Santa Barbara. They are daily reminders of saints in our midst.

Golden Gate Bridge, San Francisco, CA

84 blestarewe.com



Praying A Prayer for the Week

Using our talents well is one way to show that we are made in God's image. Invite the students to mention some things they do well or are proud of as a lead-in to the prayer.

5 Jesus, the Image of God



Whoever has seen me has seen the Father.

John 14:9

Share

In His Image



There are people in our lives who set a good example for us by being kind, helpful, and loving as Jesus was. We call these people role models. Role models show us how to bring God's goodness into our world. We admire them and try to follow in their footsteps.

Activity

Who do you think is a good role model in your life? On the lines below, write the name of your role model. Then write how this person is kind or helpful.

My role model is: Answers will vary.

This person is a role model for me because: _____

How did Jesus show us his love?

Believe 85

Additional Activity

Seeing Others as Role Models

- Arrange the students in partners.
- Have students list their partners' qualities that make them a good role model.
- Have the partners present their lists to each other. Encourage discussion.

Day 1

Share Objective

To discuss how role models influence us

1 Introduction

✦ Praying with Scripture

- Explain to the students that God revealed himself in the Person of Jesus Christ.
- Remind the students that we see Jesus Christ every day in the kind and loving actions of others.
- Have the students reflect on the artwork depicting Jesus on page 85.
- Together, pray the Scripture verse at the top of the page.
- Sing the unit song on page 82.

2 Development

Personal Experience

- See if the students can identify any of the people in the painting of Jesus. The painting depicts famous people, such as Dr. Martin Luther King Jr., John F. Kennedy, and Mohandas Gandhi, as well as unknown faces. Explain that all people make up the People of God.
- Invite a volunteer to read the paragraph "In His Image."
- Ask "What qualities should a good role model have?" (Responses will vary.)

Doing the Activity

- Invite the students to do the activity on page 85.
- Have volunteers share their responses.
- As an extension of the activity, you may decide to have the students list the qualities that make them a role model for others.

3 Conclusion

- Invite the students to share a time when someone was kind or helpful to them.
- Explain that we see God in the people around us who imitate Jesus' loving ways.
- Close with the opening Scripture verse.

➔ **Looking Ahead** Have students reflect on the question in the arrow and explain that they will learn the answer in the next day's lesson.

Day 2

Hear & Believe

Objective

To understand that Jesus, our Role Model, is both human and divine

1 Introduction

Sharing Experiences

- **Ask** "What do people your age sometimes tease their peers about?" (*Possible answers: clothes, hair, weight, height*)
- **Say** "We're going to read in the Scripture story that Jesus taught us to be loving and forgiving."

2 Development

Discussing the Scripture Story

The Illustration

- Focus the students' attention on the illustration on pages 86 and 87.
- **Say** "This scene takes place outside the city of Jerusalem. Jesus was crucified here along with two other men."

The Scripture Story

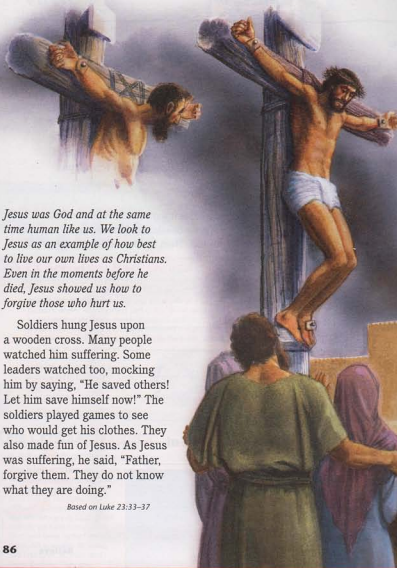
- Invite a volunteer to read aloud the Scripture story, and another to read Jesus' words at the end.
- **Say** "As we read about Jesus' Crucifixion, pay attention to how Jesus was treated by the people in the crowd."
- After the story, discuss how different people treated Jesus in a cruel way.
- **Ask** "How did the leaders and soldiers mock Jesus?" (*The leaders yelled at him to save himself, and the soldiers played games to see who would get his clothes.*)

"What was Jesus' response to those who were making fun of him and hurting him?" (*His response was to ask his Father to forgive them.*)

- **Say** "Jesus died on the cross to save us from sin and to give us new life in him. Jesus was raised from the dead and returned to his Father in glory."

Hear & Believe

Scripture The Crucifixion



Jesus was God and at the same time human like us. We look to Jesus as an example of how best to live our own lives as Christians. Even in the moments before he died, Jesus showed us how to forgive those who hurt us.

Soldiers hung Jesus upon a wooden cross. Many people watched him suffering. Some leaders watched too, mocking him by saying, "He saved others! Let him save himself now!" The soldiers played games to see who would get his clothes. They also made fun of Jesus. As Jesus was suffering, he said, "Father, forgive them. They do not know what they are doing."

Based on Luke 23:33-37

86



Scripture Background

The Place of the Skull

- Jesus died on the cross at a place called Golgotha, just outside the city of Jerusalem. Thousands of years ago, Golgotha was a stone hill located near an old quarry.
- The name Golgotha comes from a Hebrew word that means "skull."
- We usually say that Jesus died on Calvary. This is because Calvary is derived from the Latin word *calvaria*, which also means "skull."

Jesus Is God's Divine Son

Jesus was sent by God to live among us. Being a man, he experienced pain, suffering, and death.

Jesus is also the Second Divine Person of the Holy Trinity. He is **divine** because he is God's Son. Jesus saved us from our sins by his life, Death, Resurrection, and **Ascension** into Heaven. This is known as the **Paschal Mystery**. The Paschal Mystery is the greatest way Jesus could show God's deep love for each of us. We celebrate the Paschal Mystery and our new life with Jesus every Sunday at Mass.

Activity

Below are two examples of how we should live as Jesus did. Write four other words to describe followers of Jesus. Then circle the word that is the most difficult for you. On the lines below, write a sentence telling why.

considerate _____

forgiving _____

Accept all reasonable responses.

Faith Words

The word **divine** means "of God." Jesus Christ is both human and divine—that is, he is both true man and true God.

Ascension

The Ascension is the moment when Jesus, in his resurrected body, entered Heaven.

Paschal Mystery

The Paschal Mystery is the life, Death, Resurrection, and Ascension of Jesus Christ.

Who is our role model?

87

Understanding the Scripture

- Direct the students to follow along in their books as you read aloud the section entitled "Jesus Is God's Divine Son."
- Emphasize that Jesus Christ is divine because he is God's Son.
- **Ask** "How did Jesus save us from our sins?" (*by his death, Resurrection, and Ascension into Heaven*)

Faith Words

Ask volunteers to explain the meaning of the Faith Words in their own words.

Doing the Activity

- Read aloud the directions for the activity on page 87.
- When the students have completed the activity, have them name the qualities of Jesus' followers as you list them on the board.
- Invite volunteers to explain their reason for circling a particular quality.

3 Conclusion

- Discuss that Jesus was both human and divine.
- Conclude by thanking God the Father for the gift of his Divine Son.
- You may wish to have the students sing the song suggested on page 82D.

Looking Ahead Have students reflect on the question in the arrow and explain that they will learn the answer in the next day's lesson.

Additional Activity

Knowing Jesus, Our Role Model

- Explain that in order to become more like Jesus, we need to know more about him. We do this by reading the Bible and through prayer.
- Invite the students to form small groups. Give each group a Bible. Have the groups identify the four Gospels in the Bible.
- Have each group find a story in one of the Gospels that tells them something about Jesus.
- Have each group share what they learned about Jesus.

Day 3

Hear & Believe

Objective

To learn that sacrifice is part of the Christian way of life

1 Introduction

Sharing Experiences

Say "You make a sacrifice when you give time and effort to help someone out of love for that person. A sacrifice involves sharing your time and talents with other people."

2 Development

Discussing the Story

The Photograph

- Have the students look at the photograph on page 88.
- **Ask** "Why do you think the woman has brought a dog to school?" (*Answers will vary.*)
- **Say** "As we read the story about Mrs. Griffin, think about the sacrifices she makes for others."

The Story

- Invite volunteers to read aloud "Mrs. Griffin Helps Others."
 - **Ask** "Why would you call Mrs. Griffin a good role model?" (*She cares for others as Jesus did. She volunteers to help people in her community.*)
- "What sacrifices does Mrs. Griffin make in order to help others?" (*Responses will vary but may include that she sacrifices a lot of her time to volunteer at school, at her church, and at the hospital.*)

Hear & Believe

Mrs. Griffin Helps Others

Jackie was excited as she waited for Mrs. Griffin to arrive at Holy Cross School. Mrs. Griffin was a volunteer for Jackie's class. She came every week to help Jackie's class with special projects. Jackie also saw Mrs. Griffin every Sunday at Mass. Mrs. Griffin was active in the Church, giving of her time to help others. Jackie knew that Mrs. Griffin visited patients in the hospital and made telephone calls to elderly people who were homebound with no family nearby.

Jackie really liked Mrs. Griffin because she was such a kind and giving person. Mrs. Griffin made Jackie feel important, especially when she complimented her artwork. "You have a very special talent," Mrs. Griffin always told Jackie.

A knock at the door interrupted Jackie's thoughts. Mrs. Griffin entered along with a lively black puppy named Gabe. Mrs. Griffin told the class how she was helping to train the little Labrador puppy. "When this puppy is older, he will become a friend and guide for a person who is blind," Mrs. Griffin said. She explained how she brings Gabe to places such as parks or stores. Mrs. Griffin said, "It's important for him to feel comfortable around people."

As Jackie listened, she thought about what a caring person Mrs. Griffin was.



88



Multiple Intelligences

Spatial

- Have the students create a map of the Holy Land in the time of Jesus.
- Ask them to show Jesus' birthplace (Bethlehem) and the town where Mary and Joseph raised Jesus (Nazareth).
- Have students show the place on the map where Jesus died on the cross. (Jerusalem)
- The students can refer to the map on page 21 in their books for help.

Jesus, Our Role Model

We are special because we are created in the image of God. If we live the way Jesus taught us to live, we will be showing God's goodness to others.

Jesus is our role model. During his life on earth, Jesus showed us how to treat others with respect and to care for God's world. God wants us to follow the example of Jesus.

Our Church Teaches

Jesus is God's Son. He is both human and divine. He was born to Mary by the power of the Holy Spirit. During his life, Jesus showed God's love to others. We try to live as Jesus did.

Jesus died and then rose from the dead to save us from our sins and to give us new life. Jesus is present in our lives today in Scripture, the Sacraments, and through the witness of the Christian community. We celebrate the Paschal Mystery each week at Mass.

We Believe

Jesus is our role model. As God's divine Son, he shows us how to love others as God loves us.

Activity

Write the names of two people who give their time to help others. How do they help others? What sacrifices will you make?

Answers will vary.

How do I follow Jesus?

89

Additional Activity

Ways to Follow Jesus

- Organize the students in small groups.
- Ask each group to create a board game about following Jesus.
- Provide the following examples: (1) You accepted a new person into your group. Go ahead three spaces. (2) You bragged about your achievements. Go back one space.
- Be sure the groups make basic rules before playing their games.

Understanding the Text

- Have the students silently read "Jesus, Our Role Model" on page 89.
- **Ask** "How can we be living signs of God's goodness to others?" (*by living the way Jesus taught us to love*)
- **Say** "Jesus continues to show us how we can be images of God in today's world."

Understanding the Doctrine

- Read aloud "Our Church Teaches."
- **Say** "Jesus reveals God's goodness and love. By following Jesus' example, we also show God's love to others. Jesus died on the cross to save us from sin and to give us new life in him. Christ was raised from the dead and returned to his Father in glory."
- **Ask** "How do we know that Jesus was both a man and God?" (*Answer should reflect that the things Jesus said and did show us that he is both God and man.*)

We Believe

- Use the following question to reinforce the We Believe statement.
- **Ask** "Why is Jesus our Role Model?" (*Jesus shows us how to love God and others.*)

Doing the Activity

- Read aloud the directions for the activity on page 89.
- Tell the students to write about people they know or have heard about in the news.
- Encourage them to think of ways they can help others. Allow time for sharing.

3 Conclusion

End the lesson by praying, "Jesus, we know that following you means making sacrifices to help others. Guide us in living as true Christians."

- ➔ **Looking Ahead** Have students reflect on the question in the arrow and explain that they will learn the answer in the next day's lesson.

Day 4

Respond

Objective

To explore ways of following the example of Jesus Christ

1 Introduction

Sharing Experiences

- **Ask** "When you think of Jesus, do you usually picture him as a baby, a child, or a grown man?" (*Responses will vary.*)
- Invite the students to share their favorite stories of Jesus with the class.

2 Development

Discussing the Saint Story

The Illustrations

- Direct the students' attention to the illustration of Saint Catherine of Bologna and the illustrations of Jesus.
- **Ask** "What do these illustrations have in common?" (*Responses will vary.*)
- **Say** "Saint Catherine of Bologna was a religious sister who had a special vision of Jesus.

The Saint Story

- Ask a volunteer to read "Saint Catherine of Bologna and Seeing the Face of God" on page 90.
- Discuss Saint Catherine of Bologna's vision and how it affected her life.

Doing the Activities

1. Drawing Pictures of Jesus

- Read the directions for the first activity with the students.
- Challenge them to illustrate who Jesus is by remembering how he treated others.
- Play reflective music and allow time for the students to complete the activity.
- Save the pictures for the prayer celebration at the end of the chapter.

Respond

Saint Catherine of Bologna and Seeing the Face of God




Catherine de'Vigri was born in Bologna, Italy, on September 8, 1413. When she was eleven, she learned to paint tiny statues. A few years later, Catherine became a religious sister.

One Christmas Eve night, she had a vision of Mary holding Baby Jesus. In the vision, Mary let Catherine hold Jesus in her arms. This vision has been painted by many artists.

Catherine led a group of religious women that became part of the community of sisters called the Poor Clares. She once wrote that she would do her very best to follow Jesus.

Catherine is known today as Saint Catherine of Bologna. She is honored as the patron saint of artists. We celebrate her feast day on March 9.



Activities

1. Many artists have tried to paint the face of Jesus. What do you think Jesus looked like?

Draw your own picture of the face of Jesus.

90



Special Needs

Students with Motor Problems

- Some students may have difficulty drawing; they also may have poor fine-motor control. Invite them to look through magazines for pictures that in some way remind them of Jesus.
- Encourage the students to choose a favorite picture and to bring it to the prayer celebration.

2. Read each story. Rewrite the part that is underlined. Keep in mind what Christ, our role model, might say.

a. Megan's team is playing basketball and the score is tied. During the last minutes of play, her teammate Dina, passes the ball to her. Megan misses the pass, and the other team gets the ball and scores. The game ends with the other team winning by a point. Dina yells at Megan and calls her names. She shouts, "How could you miss such an easy pass?"

Answers will vary.

b. Every day Jessica practices on her clarinet. She has a solo part in the spring concert. On the night of the concert, Jessica is very nervous. As she walks on stage, she trips and falls. Although Jessica is embarrassed, she walks to her seat and plays her piece beautifully. After the concert her classmate, Tim, says, "I can't believe how clumsy you are!"

Answers will vary.

3. Find a word hidden in the line of letters. Then complete the message.

M T R S G X U Q F O L L O W D C G T M

Jesus says, " F O L L O W me."

Based on Mark 1:17



How do we see the image of God in others?

91

2. Writing a New Ending

- Explain to the students that Jesus spoke kindly to others. He showed his concern for those around him by his words as well as his actions.
- Ask the students to read and complete the second activity on page 91.
- Discuss their responses as a group.

3. Discovering the Message

- Invite the students to complete the hidden-word activity.
- Have them say aloud the answer as a group.

3 Conclusion

- Ask the students to name one way they have followed Jesus this week.
- Pray that they will continue to share Christ's love with others.
- You may wish to have the students sing the song suggested on page 82D.

➔ **Looking Ahead** Have students reflect on the question in the arrow and explain that they will learn the answer in the next day's lesson.

Additional Activity

Following Jesus in Our Actions

- Arrange the students in groups of three or four.
- Invite them to choose one of the following ideas to act out.
 - a) What would you do if friends tried to convince you to do something that you knew was wrong?
 - b) What would you do if a friend in your group didn't dress or act like the rest of the group?
- Emphasize that we are called to act like Jesus. As his followers, we are called to love one another and to be accepting and forgiving of others.

Day 5

Prayer

Objective

To pray a prayer of reflection



Prayer Celebration

Preparing for Prayer

- Gather the students in the prayer corner and invite them to bring their pictures of Jesus that they created or found in a magazine. (see the first activity on page 90)
- Light the candle near the Bible.
- Ask the students to look at page 92. Invite one student to be the leader and another to be the reader.
- You may also choose to read the entire prayer celebration yourself. This will allow all the students to experience this prayer as a meditation as they look at their pictures of Jesus.

A Prayer of Reflection

- Pray this prayer celebration slowly.
- You may choose to play instrumental music appropriate for reflection.
- After the prayer, invite the students to close their eyes and imagine places where Jesus might go to help others in today's world. Invite them to share their thoughts.
- Close the prayer celebration by singing the song you have chosen for today's celebration.

Doing the Activities:

1. Drawing Pictures of Jesus
 - Read the directions for the first activity with the students.
 - Challenge them to illustrate who Jesus is by remembering how he treated others.
 - Play reflective music and allow time for the students to complete the activity.
 - Save the pictures for the prayer celebration at the end of the chapter.



Prayer Celebration

A Prayer of Reflection

Leader: Each of us is called to follow Jesus' example and continue doing God's will. Look at the picture that you drew of Jesus. Use it to help you pray. Think about what Jesus said: "Whoever has seen me has seen the Father" (John 14:9).

Reader: Christ has no body now on earth but yours.
No hands but yours. No feet but yours.
Christ must look out on the world with your eyes.
He needs to move around doing good things by using your feet. And he uses your hands to bless his people.

Based on the Prayer by Saint Teresa of Avila

Leader: Jesus, teach us to speak kind words. Teach us to do good deeds. Help us to follow you.

92



Looking Ahead to Chapter 6



Take Home

Tear out the Take Home Family Time pages for the next chapter. Remind the students to work on these at home with their parents and other family members.

Cultural Connections

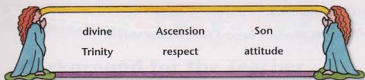
blestarewe.com/familytime



Visit our Web site for the Take Home Family Time pages in Polish, Portuguese, Spanish, and Vietnamese.

5

Chapter Review



A Complete each statement about Jesus by choosing one of the words above. You will not have to use all the words.

- Jesus Christ is both human and divine.
- Jesus is the Second Divine Person of the Holy Trinity.
- The moment when Jesus, in his resurrected body, entered Heaven is known as his Ascension.
- Jesus is God's Son.
- Jesus showed us how to treat others with respect.

B Match column A with column B by writing the correct number in the space provided.

- | A | B |
|----------------|---|
| 1. role models | <u>4</u> We celebrate our new life with Jesus at every _____. |
| 2. image | <u>5</u> Jesus died and rose from the dead to save us from our _____. |
| 3. of God | <u>2</u> We are special because we are created in God's _____. |
| 4. Mass | <u>1</u> People who show us how to live like Jesus are called _____. |
| 5. sins | <u>3</u> The word <i>divine</i> means _____. |

Chapter Review 93

Day 5

Chapter Review

Reviewing the Chapter

- The Chapter Review exercises will help the students recall the key concepts of the chapter as well as prepare for the Chapter 5 test.
- Be sure that the students understand that Jesus shows us how to love God and others.

Completing the Exercises

- Invite the students to complete the Chapter Review. Allow them to look back at the pages of the chapter to find answers they cannot recall. The Answer Locator gives the page number where each answer may be found.
- Be sure to discuss the answers with your class and go over concepts that were generally misunderstood or forgotten. Then have the students correct any mistakes they made.

Answer Locator


A			
1	p. 87	4	p. 87
2	p. 87	5	p. 89
3	p. 87		
B			
1	p. 85	4	p. 87
2	p. 89	5	p. 89
3	p. 87		

Day 5

Chapter Review

Optional Testing

After the students have completed the Chapter Review, you may wish to administer the Chapter 5 Test using the reproducible pages in the test book or the CD-ROM for Grade 4. If you use the CD-ROM version of the testing program, you may customize the test to meet the needs of your class.



5

Chapter Review

C Circle the letter of the best answer.

1. Saint Catherine of Bologna had a vision of Mary _____.

- a. on the cross c. before Jesus's birth
☒ b. holding the Baby Jesus d. at the Resurrection

2. The life, Death, Resurrection, and Ascension of Jesus Christ is known as the _____.

- a. "mystery of Christ" ☒ c. Paschal Mystery
 b. Holy Trinity d. human mystery

3. Jesus was born to Mary by the power of the _____.

- a. covenant c. Communion of Saints
 b. holy Catholic Church ☒ d. Holy Spirit

4. As Jesus suffered on the cross he said, "Father, _____."

- ☒ a. forgive them c. give me strength
 b. remember me d. be with me

D Respond to the following.

1. Explain why we call Jesus our role model.

Possible response: Jesus showed us how to treat others with respect and care.

2. Write about one way someone you know has been a role model as a follower of Jesus.

Responses will vary.

Self-Evaluation

This session was

- ☐ one of the best.
☐ pretty good.
☐ in need of improvement.

What worked out best was _____.

For next time I would change _____.

I will be sure to prepare for _____.

Answer Locator

C			
1	p. 90	3	p. 89
2	p. 87	4	p. 86
D			
1	pp. 85–86, 89		
2	pp. 85, 89		

Faith in Action

The Cursillo Movement

Invite the students to turn to *Faith in Action* on page 131. Discuss the ministry and then have the students complete the related activities.