

Contents

UNIT 1: We Believe, Part One	42
Chapter 1 The Bible	44
Chapter 2 We Know and Love God	56
Chapter 3 The Holy Trinity	68
Chapter 4 God, Our Father	80
UNIT 2: We Believe, Part Two	94
Chapter 5 Jesus, Son of God	96
Chapter 6 Jesus, the Savior	108
Chapter 7 The Holy Spirit	120
Chapter 8 The Church	132
UNIT 3: We Worship, Part One	146
Chapter 9 We Celebrate God's Love	148
Chapter 10 Our Church Welcomes Us	160
Chapter 11 We Celebrate the Holy Spirit	172
Chapter 12 We Celebrate Forgiveness	184
UNIT 4: We Worship, Part Two	198
Chapter 13 We Gather for Mass	200
Chapter 14 We Listen to God's Word	212
Chapter 15 We Give Thanks	224
Chapter 16 We Live as Disciples of Jesus	236
UNIT 5: We Live, Part One	250
Chapter 17 In God's Image	252
Chapter 18 We Live as Children of God	264
Chapter 19 We Love God	276
Chapter 20 We Love Others	288
UNIT 6: We Live, Part Two	302
Chapter 21 We Make Choices	304
Chapter 22 We Can Choose Right from Wrong	316
Chapter 23 We Share in God's Love	328
Chapter 24 The Our Father	340
We Celebrate the Church Year	354
Catholic Prayers and Practices	388
We Celebrate the Mass	394
Key Teachings of the Church	401
Glossary	409
Index	417
Credits	419

Part Two

Objectives

In Unit 2, the children will learn that:

- ▶ The birth of Jesus Christ, the Son of God, is a sign of God's love and mercy.
- ▶ Jesus sacrificed his life on the cross to save all people from their sins.
- ▶ The Holy Spirit is our helper and teacher.
- ▶ The Church is the People of God who follow Jesus Christ.

Spiritual Insights

When we speak of the Paschal Mystery, we refer to Christ's death and Resurrection as one inseparable event. It is a mystery because it is a visible sign of an invisible act of God. It is paschal because it is Christ's passing through death into new life. For us it means that we can now die to sin and its domination of our lives, and we pass over into divine life already here on earth and more completely in heaven.

United States Catholic Catechism for Adults, page 93

"Remain in me, as I remain in you . . . I am the vine, you are the branches"

John 15:4-5

Living the Six Tasks of Catechesis

Liturgical Education:

Saint Elizabeth Ann Seton (1774–1821)



Elizabeth was raised in a wealthy Episcopalian family in New York. The family read the Scriptures and prayed together often. Her parents also encouraged Elizabeth to participate in charitable activities.

Elizabeth fell in love with and married Will Seton when she was nineteen. They had five children together. Then Will contracted tuberculosis. He was unable to work and his successful business failed.

Family friends in Italy invited the Seton family to stay with them while William recovered. They also wanted to help Elizabeth with the responsibility of caring for her children.

Elizabeth was deeply moved by her friends' Catholic faith. She began to visit Catholic churches to pray before the Blessed Sacrament. She had no doubt that Jesus was truly present in the consecrated bread and wine at Mass. Elizabeth also felt drawn to our Blessed Mother, especially after Will died. She knew that Mary had suffered the loss of her beloved son, Jesus. As she knelt before the tabernacle, praying to Jesus and his mother, Elizabeth felt the Lord calling her to join the Catholic Church.

A year later, back in America, she professed her faith as a Catholic although many friends and family turned their backs on her. She decided that the best way she could support herself and her children was to open a Catholic boarding school for girls. In this way, she could provide both faith and education for the girls.


In time, Elizabeth formed a religious order for women called the American Sisters of Charity. With Elizabeth's leadership, the nuns opened orphanages and schools for the poor. Mother Seton, as she became known, was one of the first to reach out to developmentally challenged children. Her nuns also worked in hospitals and homes for the elderly.

We honor Elizabeth Ann Seton as the first American-born saint. As catechists, we respond to the gift of Jesus' Body and Blood in the Eucharist through our service to others, as Saint Elizabeth did.

Sharing Your Faith

Find a partner to work with: a spouse, a friend, a fellow catechist. Come together at the beginning or end of each unit for shared prayer and discussion. Use the questions below as a starting point. As an alternative, record your thoughts in a personal journal.

- ▶ Why are the Cross and the Resurrection inseparable for us as Jesus' disciples?
- ▶ Describe an experience of the Holy Spirit inspiring or encouraging you.
- ▶ How do you build up the Body of Christ, the Church?



John Baptizes Jesus

John the Baptist was baptizing people in the Jordan River.

"Someone is coming soon," John said.
"You must get ready for him. Sin no more."

One day, Jesus himself came to John. John baptized Jesus. Then a voice from heaven said to Jesus, "This is my Son whom I love."

John said to the people, "Look, this is the one God promised to send. He is the Son of God."

Based on Matthew 3:2-3, 5-6
and John 1:29, 34

45

Unit 2 Opener

The Unit 2 opener pages assess the children's prior knowledge about the key faith concepts in the unit. Processing these pages should take no more than fifteen minutes.

Opening Page

Invite the children to tell you what they see in the images on the page. Proclaim the Scripture story. Ask: What did John ask the people to do to get ready for Jesus? What can you do to show Jesus that you believe in him? Accept their answers, but do not respond further at this time.

Getting Ready

This page continues the activation of prior knowledge. Do not correct the children's responses. You will invite them to return and correct themselves at the end of the unit.

- ▶ Invite the children to write their responses to the questions under What I Have Learned, Faith Words to Know, and Questions I Have.
- ▶ Tell them that you will return to their questions at the end of the unit and see what they have learned.
- ▶ Ask them to look at the next page and begin Chapter 5.

What I Have Learned

What is something you already know about these faith concepts?

The Holy Spirit

The Church

Faith Words to Know

Put an X next to the faith words you know.
Put a ? next to the faith words you need to learn more about.

Faith Words

☐ Jesus Christ ☐ Ascension ☐ Communion of Saints
☐ Covenant ☐ Body of Christ

Questions I Have

What questions would you like to ask about living as a member of the Church?

46

Jesus, Son of God

BACKGROUND

The Mystery of Love

The mystery of the Incarnation—the Son of God, the Second Person of the Holy Trinity, taking on flesh and becoming fully human while remaining divine—is a mystery of divine love beyond the comprehension of the human mind and heart. What kind of life on earth did Jesus, the Incarnate Son of God, live?

Ordinary Life

Jesus could have been a monarch so splendid that he would make the greatest kings the world has ever known blush with envy. He could have been whoever and whatever he wanted to be. And who did this Incarnate Son of God, the Holy One of God, choose to become? Instead of ruling by regal pomp or power, the Son of God chose to identify himself by humility, servanthood, and suffering. God's own Word to us could not have more clearly revealed this:


Who, though he was in the form of God . . . emptied himself . . . becoming obedient to death, even death on a cross.

Philippians 2:6, 7, 8

Jesus of Nazareth, the only Son of God, took on the life most common to humans, that of powerlessness, obedience, and poverty. By doing so he showed us how the human condition could be transformed into the Kingdom of God.

The Christ

Jesus, the Incarnate Son of God, is the Christ. The English word *Christ* is from the Greek word *Kristos*, which is the Greek translation of the Hebrew *masch* (Messiah), a word meaning “anointed.” Jesus Christ, anointed by the Holy Spirit to be Priest, Prophet, and King, established a kingdom that would last forever. The true meaning of



Christ's kingship was revealed only after his Crucifixion, Death, Resurrection, and glorious Ascension. By his Paschal Mystery, Christ effectively destroyed death's power and gave people the promise of eternal life. He freed people from the tragic, death-bearing consequences of sin and opened the way to new and everlasting life.

In Jesus we have the promise of life in the Kingdom of God. He invites us to a life of holiness—to a life of everlasting communion with God the Father, Son, and Holy Spirit.

The Way of Jesus

Jesus is the truth, the life, and the way (see John 14:6). Like Jesus, we are to trust in the Father, whom we address and know as Abba. In childlike surrender, we trust in the providential care of our heavenly Father, who knows our needs.

We seek first the kingdom, and then all we need will be ours as well (see Matthew 6:33). To those who think that wealth, power, and fame are the paths, or way, to happiness, Jesus proclaims that happiness resides in the poor in spirit and in those struggling to achieve peace and goodness (see Matthew 5:3, 9). By his poverty, the Incarnate Son of God shows us how to transform the privations and sufferings that may come our way.

For Reflection

Who is Jesus for me?

How willing am I to give all that I am for love of God and neighbor?

Catechist to Catechist

Acting Out the Christmas Story

This chapter tells the Christmas story. Get out those bathrobes, towels and extra pieces of fabric. Nothing makes a story come alive more quickly for seven- and eight-year-olds than acting out the Gospel accounts of the Nativity. Enlist the help of parents and set up a video camera. The script in this chapter is short so you could even have two or three casts. Save the video and show it just before Christmas. The actors and actresses will be delighted!

Jesus' Presence with Us

As we celebrate the birth of Christ, we need to remind ourselves that Jesus is present with us whenever we gather in his name. Remind the children that he is uniquely present in every celebration of the Eucharist during which the bread and wine through the words of the priest and power of the Holy Spirit become the Body and Blood of Christ. Celebrate with the children that Jesus' presence with us is the real and true reason for our happiness. It gives us the hope that we live out and keep in our hearts. Through this lesson help the children realize that the gift of Jesus' presence is with us, and this is cause for joy.

The Church Teaches...

"The incarnation of the only Son of God is the original inculturation of God's word. The mystery of the incarnation is also the model of all evangelization by the Church" (*National Directory for Catechesis*, 21A). It is important that catechists introduce their students to the Person of Jesus so that they may develop a personal relationship with him and grow in intimacy with him.

Further Reading and Reflection

For more related teachings of the Church, see the *Catechism of the Catholic Church*, 51-67 and 456-560 and the *United States Catholic Catechism for Adults*, pages 77-87.




Catechist Prayer

Jesus, you are
my Savior—willing to give
all so that I may live.
Help me to be willing to give
myself for others.
Amen.

Lesson Planner

Chapter 5 Jesus, Son of God

Focus To learn that God sent his Son, Jesus, to restore our friendship with him

LESSON PART	PROCESS	MATERIALS and RESOURCES
EXPLORE Focus To explore how the virtue of mercy leads followers of Jesus to treat others with kindness  10 minutes Pages 47–48	<ul style="list-style-type: none"> ▶ Proclaim and discuss Isaiah 7:14; 9:5–6 (promise of Jesus' birth). ▶ Learn and discuss the story of St. Martin de Porres and how he showed Jesus' love to others. Activity: Identify ways to build a merciful world. Disciple Power: Mercy	Bible Pencils
DISCOVER Focus To discover how Jesus showed that God always loves people  30 minutes Pages 49–51	<ul style="list-style-type: none"> ▶ Discover that the Covenant shows God's love for people. ▶ Learn about the Nativity story. Activity: Write words of joy. ▶ Explore the story of Jesus Feeding the Crowd (Matthew 14:13–20).	Additional Activities Booklet: Activities 5a–5b, or see BeMyDisciples.com.
DECIDE Focus To decide on a way to be a sign of God's mercy and love  10 minutes Page 52	Activity: Choose a picture and write how you are a sign of God's love. My Faith Choice: Live as a sign of God's love and mercy this week.	Enriching the Lesson Activities: Catechist Edition, page 107 <ul style="list-style-type: none"> • Pantomiming a Scripture Story • Making Headlines • Literature Connection

Concluding the Lesson

 10 minutes

We Remember

Page 41

- ▶ Review concepts by filling in the blanks to complete sentences.

▶ **Assessment Tools Booklet:** Chapter Test 5a–5b, or see BeMyDisciples.com.

We Pray

- ▶ **Prayer:** The Angelus
- ▶ Grade 2 Music CD

Preview

Point out resources for this chapter at

www.BeMyDisciples.com

- ▶ Preview the With My Family page and next week's lesson theme.

CHAPTER 5



Jesus, Son of God

❓ Why is it important to keep a promise?

God made this promise to his people.

He said,

A virgin will have a baby. They will name him Wonder-Counselor, God-Hero, Father-Forever, and Prince of Peace. The child will grow up and begin rebuilding a world of kindness and love.

BASED ON ISAIAH 7:14; 9:5-6

❓ Who is the child God promised?

47

SCRIPTURE BACKGROUND

The Birthplace of Jesus. Set the scene for the story of the Nativity in this chapter by helping the children gain some sense of the land in which Jesus lived. Explain that Jesus lived in Palestine, a land that today includes Israel and the West Bank. In the time of Jesus, the land was ruled by the Roman Empire. The people who lived in Palestine had to do what the Romans told them to do. Once, when the Romans wanted to count all the people living in Palestine, Mary and Joseph had to make a trip to Bethlehem, the hometown of Joseph's family. When Mary and Joseph arrived in Bethlehem, there was no place for them to stay. An innkeeper let them stay in his stable, or barn. It was there, among the animals, that Jesus was born.

Pray

- ▶ Invite the children to quiet themselves for prayer. Remind them that God hears us when we pray.
- ▶ Begin and end with the Sign of the Cross.
- ▶ Ask the children to echo this prayer:

Dear Jesus,
help us to follow you,
each and every day.
Amen.

Reflect

- ▶ Call on different children to offer their responses to the opening question. Stress the importance of fulfilling one's promises.
- ▶ Have the children look at the picture and describe what they see.
- ▶ Introduce the Scripture, and proclaim for the children the passage from Isaiah.
- ▶ Afterward, observe a moment of prayerful silence.
- ▶ Ask the children to respond to the closing question. (*Answer: Jesus*)

Focus

Tell the children that they will read about someone whose merciful deeds helped build a world of kindness and love.

Introduce

- ▶ Read Disciple Power with the children. Tell them that when they are more than fair with others, when they treat others with care and kindness, they are acting with mercy.
- ▶ Show the children a globe or map on which they can identify the United States and South America. Point out the country of Peru. Explain that most people there live in the high Andes Mountains.
- ▶ Ask the children to listen as volunteers read the story Brother Martin. Ask them to listen to find out why Martin was so kind.
- ▶ Invite volunteers to read each paragraph of the story.

Reinforce

- ▶ Share with the children when they might show mercy. For example, we act with mercy:
 - when a friend or family member needs some help, and we take time to assist them.
 - when we give someone more than his or her fair share.

Connect

- ▶ Direct the attention to the activity and the pictures on the page. Have the children write how the people are helping to build a world of kindness and love.
- ▶ Conclude by asking volunteers to share a work of mercy they have done.



Disciple Power

Mercy

Jesus said, "Blessed are people of mercy." Mercy helps us act with kindness toward others no matter what.



The Church Follows Jesus

Brother Martin

Jesus is the child God promised would be born. Jesus taught us how to build a world of kindness, love, and mercy.

Martin de Porres did what Jesus asked. Martin joined a group of religious brothers and showed people the kindness and love of God.

Brother Martin cared for the sick people in Peru. He helped children who had no parents. He brought food and clothes to people in need.

All these things Brother Martin did are called Works of Mercy. When we show mercy, we share God's love with others.

Activity

Write how the people in the pictures are building a world of mercy, kindness, and love. Write one more way that you could help.

- _____
- _____
- _____



DISCIPLE POWER

Mercy, or Kindness. The Hebrew word in the Bible that we translate into English as mercy is *hesed*. This Hebrew word is often connected to the Covenant that God entered into with his people. It is used to describe the unconditional kindness with which God reaches out to his people. Such is the mercy or kindness that we petition for when we pray, "Lord, have mercy." Such is the kindness and mercy that we are to offer to one another, especially those who "trespass against us." Help the students appreciate that Jesus asks us to continue his work in the world. We can do this by acting with mercy or kindness toward others. Brainstorm with the class situations in which second graders can act with mercy toward family members, classmates, and neighbors.

God's Special Promise

The Bible tells us about a very special promise God made with his people. This promise is the **Covenant**. The Covenant shows that God always loves people.

The Covenant that God and people made began at creation. Our first parents broke the promise they made to God. They sinned. We call this sin Original Sin.

God made the Covenant again with Noah and with Abraham and with Moses. God's people still sometimes broke the Covenant. When they did, God sent people to remind them to keep it.

God then promised to send someone who would make God and people friends again. God kept his promise. He sent his Son, **Jesus Christ**.

Jesus is the Second Person of the Holy Trinity who became one of us. Jesus is true God and true man.

? Why did God send his Son, Jesus?

Faith Focus


How did Jesus show that God always loves people?

Faith Vocabulary

Covenant
The Covenant is God's promise always to love and be kind to his people.

Jesus Christ

Jesus Christ is the Son of God. He is the Second Person of the Holy Trinity who became one of us. Jesus is true God and true man.



Key Concept

God fulfills his promise in Jesus.

Teach

- ▶ Ask a volunteer to read aloud the Faith Focus question. Tell the children they are going to learn more about a special promise God kept by sending his Son, Jesus, to us.
- ▶ Review the children's earlier discussion about making and keeping promises. Point out that some promises are easy to keep, while others are very difficult.
- ▶ Together read the Faith Vocabulary words *Covenant* and *Jesus Christ* and their meanings. Then have the children follow along as you read God's Special Promise to discover how God kept his promise. (*He sent his Son Jesus to become one of us. Jesus Christ is true God and true man. He is the Second Person of the Holy Trinity.*)

Reinforce

- ▶ Write on the board: _____ is the Son of God. _____ is the Second Person of the Holy Trinity. _____ is true God and true man.
- ▶ Invite volunteers to fill in the blank in each sentence. (*Answer: Jesus*)
- ▶ Have the children make word cards for both faith words on this page.

Connect

Invite the children to answer the question on the bottom of the page with a partner.

TEACHING VOCABULARY

Covenant. The word *covenant* is about promises. A covenant is a promise entered into by two people or groups. Each person or group pledges to be loyal to their promise, holding up their end of the bargain. Remind the children that while God's people often broke the Covenant they made with God, he always kept his part of the Covenant. Tell them that God's promise to love us will never be broken.

Key Concept

The birth of Jesus is called the Nativity.

Teach

- ▶ Ask the children what special promise God made that we celebrate at Christmas. (*God's promise to make us his friends again*)
- ▶ Write the word *Nativity* on the board and tell the children that *Nativity* is the name we give the Bible story of the birth of Jesus.
- ▶ Have a volunteer read Faith-Filled People. Share that Mary is important because she agreed to be the mother of God.
- ▶ Choose three volunteers. The rest of the group can be the people of the village. Allow the volunteers a few minutes to practice reading and acting out their parts. When the volunteers are ready, have them perform the play.

Reinforce

- ▶ Have the children recall when we celebrate the nativity of Jesus. (*Christmas*) Discuss other ways they may be reminded of God's promise to us. (*the Nativity scenes set up at church or at home; when we see people acting as Jesus did*)
- ▶ Re-read the passage from Isaiah on page 47. Ask, "Who do you think is the virgin the Bible talks about?" (*Mary*)

Connect


Have the children work with partners to complete the activity. Invite them to share their work.



Faith-Filled People

The Blessed Virgin Mary

The Blessed Virgin Mary is the mother of Jesus, the Son of God. Mary is the Mother of God. The Church celebrates and honors Mary, the Mother of God, on January 1.



The Birth of Jesus

The Bible tells about the birth of Jesus. We call this story the Nativity.

Narrator Just before Jesus' birth, Joseph and Mary traveled to Bethlehem.

Action Joseph knocks and the innkeeper opens it.

Joseph My wife and I need a room. She is going to have a baby.

Innkeeper There are no rooms left. You may stay in the stable.

Narrator Mary and Joseph went to the stable. Jesus was born there.

BASED ON LUKE 2:4-7

The Bible tells us that angels told shepherds about the birth of Jesus. The shepherds saw him and were filled with joy! They praised God for keeping his promise.

Activity

Write the words of joy the shepherds might have said. Write your own words of joy. Give praise and thank God for sending Jesus.

Shepherds' Words

My Words



FAITH-FILLED PEOPLE

The Blessed Virgin Mary. Mary is honored with many titles that express the Church's faith in her. Many of these titles are named in the Litany of the Blessed Virgin Mary. The Gospel of John refers to Mary as the "Mother of Jesus." Luke's Gospel honors Mary as God's favored one who was full of grace from the very beginning of her existence (Luke 1:28). The Gospel accounts name Mary as the mother of the Son of God. Mary is truly the Mother of God because she is the mother of Jesus, the eternal Son of God. For more information on Mary, go to the Saints Resource at www.BeMyDisciples.com.

God Cares for All People

The New Testament tells us that when Jesus grew up, he traveled from place to place. Sometimes he walked. Sometimes he rode a donkey. Sometimes he rode in a boat.

All the things Jesus said and did taught people about God's mercy and love. Mercy means "great kindness." Read this Bible story about God's mercy.

Many people had followed Jesus all day long. As nighttime came, Jesus saw that the people were hungry. But there were only two fish and five loaves of bread to feed all the people. Jesus took the food, looked to heaven, and blessed the food. Then he gave the bread and the fish to his disciples and told them to give the food to the people. Everyone had enough to eat. There was even food left over.

Based on Matthew 14:13-20

- ❓ How did Jesus show that God is kind to people? How are you kind to your family and friends?

Catholics Believe

Works of Mercy

The Church teaches us the Works of Mercy. They are ways to be as kind and loving to people as Jesus was.



Key Concept

Jesus taught about God's mercy and love.

Teach

- ▶ Ask a volunteer to read Catholics Believe to learn about the Works of Mercy.
- ▶ Tell the children that after Jesus grew up he traveled from place to place teaching about God's mercy and love.
- ▶ Ask the children to listen for why Jesus fed the crowd as you proclaim the Scripture based on Matthew 14:13, 15–17, 19–20. *(Jesus showed the people God's love when he gave them food.)*
- ▶ Invite the children to tell what this story teaches us about God's love and mercy. *(God cares about his people and wants all to know he loves us.)*

Reinforce

- ▶ Remind the children that Jesus used loving actions as well as words to teach people about God's mercy and love. Ask a volunteer to answer the first follow up question. Discuss his specific act of kindness and love. *(Answer: feeding the hungry people)*
- ▶ Tell the children that when we treat others as Jesus did, we do works of mercy.

Connect

Ask several volunteers to answer the last question at the bottom of the page. Discuss how the children can be signs of God's love when they are kind to others.

THE TASKS OF CATECHESIS

Moral Formation. The *Catechism* teaches that "the works of mercy are charitable actions by which we come to the aid of our neighbor in his spiritual and bodily needs" (CCC 2447). The origin of the Works of Mercy is found in Matthew 25:31–46. Reinforce that Jesus tells us that when we do these works we are following him. Recall the kindness Jesus showed in feeding the crowd in the Scripture story. Explain that Jesus shows his love for us and feeds us in the Eucharist. Emphasize that receiving Holy Communion helps us to grow closer to Jesus and to live as his followers.

that we are God's people, the Church, joined together in Jesus

Reinforce

Remind the children that Jesus is the fulfillment of God's promise and the greatest sign of God's love and mercy. Tell them that the Holy Spirit, the Third Person of the Holy Trinity, helps us to live as signs of God's love and mercy.

Respond

- ▶ Share a story you have heard or read about recently in which people cared for others as Jesus did.
- ▶ Point out the illustrations on the page. With a partner have the children describe what is happening in each.
- ▶ Introduce the writing activity and give clear directions. Invite the children to fill in the bubbles. Ask several volunteers to share their completed work with the class.

Choose

- ▶ Invite the children to read silently My Faith Choice.
- ▶ Encourage them to write their decisions and to put them into practice this week.

- ▶ Read and discuss the activity on page 52.

Connect

Ask several volunteers to share their stories with the class. Have the children look for the beginning, middle, and end of their stories. Children who prefer writing can create a narrative for their stories. Children who express themselves well through movement can work with others to create skits. Try to offer children opportunities for more than one kind of activity in each week's lesson.

I Follow Jesus

Jesus is the greatest sign of God's love and mercy. You can be a follower of Jesus. You can be a sign of God's love and mercy, too.

Activity

Signs of God's Love and Mercy

Look at the two pictures. How are the people caring for others? Write in each bubble what the helping person might be saying.



My Faith Choice

This week I promise to live as a sign of God's love and mercy. I will _____



Pray, Thank the Holy Spirit for helping you to live as a sign of God's love and kindness.

52

TEACHING TIP

Writing Stories. The activity above can be a starting point for writing stories. Children could outline a fuller story based on one of the pictures. The children can use these outlines to tell a fuller story using their unique "intelligence," or way that they best express their learning. For example, children who express themselves best through drawing might create a storyboard showing a beginning, middle, and end for their stories. Children who prefer writing can create a narrative for their stories. Children who express themselves well through movement can work with others to create skits. Try to offer children opportunities for more than one kind of activity in each week's lesson.

Chapter Review

Add letters to complete the words in the sentences.

1. M _ a _ r _ y is the mother of Jesus.
2. J _ e _ s _ u _ s is the Son of God.
3. Jesus showed us God's love and
m _ e _ r _ c _ y.

The Angelus

The *Angelus* is a prayer that praises God for the gift of Jesus.

Leader The angel spoke God's message to Mary,

Group 1 and the Holy Spirit came upon her.

All Hail Mary...

Leader "I am the lowly servant of the Lord:

Group 2 let it be done to me according to your word."

All Hail Mary...

Leader And the Word became flesh

Group 3 and lived among us.

All Hail Mary...

TO HELP YOU REMEMBER

1. The Covenant is a promise of God's love and mercy.
2. The birth of Jesus Christ, the Son of God, is called the Nativity.
3. Everything Jesus said and did shows us God's love and mercy.

We Remember

- ▶ Write the words *love* and *mercy* on the board. Ask the children to brainstorm three things they have learned about God's love and mercy for his people. List ideas on the board.
- ▶ Read the To Help You Remember statements aloud, and ask the children to compare the statements with their ideas. (*Affirm all appropriate responses.*)
- ▶ Give instructions for the review activity and allow time for the children to complete it. Ask all to share their work with a partner.

We Pray

- ▶ Write the words of the Hail Mary on the board for the children to use during the praying of the prayer. Encourage them to memorize the Hail Mary if they do not know it.
- ▶ Tell the children that they are going to pray the *Angelus*, a very old prayer of the Church. Point out that the name *Angelus* comes from the word *angel* in the prayer's first line.
- ▶ Have the children practice their responses to the prayer. Point out that each one is different. Tell them that after each response, they will pray the Hail Mary together. You will recite the first part, and they will finish the prayer.
- ▶ Gather the children in the prayer area. Pray the Sign of the Cross, then lead them in praying the *Angelus*.

HUMAN METHODOLOGIES

Learning within the Christian Community. The *National Directory for Catechesis* tells us that the parish is the place "where Christian faith deepens and where the Christian community is formed" (NDC 29C). Explain to the children that the *Angelus* is prayed three times a day—at 6:00 a.m., at 12:00 noon, and at 6:00 p.m. Traditionally the church bells rang to call people to prayer wherever they were—at work, at school, or at home—and everyone stopped to pray the *Angelus*. If your parish rings bells, listen to them and pray the Hail Mary. Remind the children that people pray this prayer all over the world. Participating in this tradition can help the children appreciate that we are one worldwide Church, joined together by our love for Jesus.

Preview

- ▶ Tell the children that this page will help them share with their family what they learned about Jesus, God's Son.
- ▶ Have the children carefully tear out pages 53 and 54 along the perforation.
- ▶ Encourage the children to share the pages with their families and to do the activities together.
- ▶ If they did not complete the review activity on page 53 by the end of the session, emphasize that they can complete it with their families at home.
- ▶ Point out the title and theme of next week's chapter to the children.

Visit www.BeMyDisciples.com

- ▶ Share with the children the many activities on the *Be My Disciples* Web site.
- ▶ Encourage the children to visit www.BeMyDisciples.com.

Before Moving On...

As you finish today's lesson, reflect on the following question before moving on to the next chapter.

How much quiet time do I allow the children to think about the concepts I am presenting?

With My Family

This Week...

In chapter 5, "Jesus, Son of God," your child learned that:

- ▶ God and his people made the Covenant with one another.
- ▶ The Covenant is the promise of God's love and mercy, and the promise of his people to love and serve God above all else.
- ▶ When Adam and Eve sinned and broke the Covenant, God promised to send someone to renew the Covenant.
- ▶ God fulfilled his promise by sending his Son, Jesus Christ, who became man and lived among us. Jesus Christ is true God and true man. He is the new and everlasting Covenant.
- ▶ The virtue of mercy helps us act with kindness toward others.

For more on related teachings of the Church, see the Catechism of the Catholic Church, 51-67 and 456-560, and the United States Catholic Catechism for Adults, pages 77-87.

Sharing God's Word

Read together Luke 2:1-14, about Jesus' birth. Or read the play about the Nativity on page 50. Emphasize that Jesus Christ is the Son of God. Jesus' birth is one of the most important signs that God always keeps his promise to love us.

We Live as Disciples

The Christian home and family is a school of discipleship. Choose one of the following activities to do as a family, or design a similar activity of your own.

- ▶ Share ways that your family shows mercy by acting as a living sign of God's love and kindness.
- ▶ Jesus told people repeatedly about God's love for them. Look around your home for something that reminds you of God's love. Talk about what it tells you about God's love.

Our Spiritual Journey

Devotion to Mary is a hallmark of Catholic living. Mary is an exemplar of holiness and hope, and a witness to faith. Include a devotion to Mary, the Mother of God, in the spiritual journey of your family. In this chapter, your child prayed part of the Angelus. This prayer was traditionally prayed three times a day. Read and pray together the prayer on page 53.



For more ideas on ways your family can live as disciples of Jesus, visit

www.BeMyDisciples.com

PARTNERING WITH PARENTS

Works of Mercy. Write a note to the parents of your second graders, encouraging them to look at www.BeMyDisciples.com and find the list of the Corporal and Spiritual Works of Mercy. After discussing the lists, invite families to choose one practical way they can put one of the works of mercy into action. For example, each family can donate non-perishable foods to your parish pantry or, with your help in networking, several families can work together to prepare food baskets for parish families in need. Both of these activities are in response to Jesus' command to feed the hungry.

Enriching the Lesson

Pantomiming a Scripture Story

Purpose

To reinforce the children's understanding of Matthew 14:13-20 (taught on page 51)

Directions

- Involve the children in a Scripture pantomime of Matthew 14:13-20. The following will help you begin:
People followed Jesus from the towns.
(Walk in place; put hand over eyes and point to someone up ahead.)
As nighttime came, Jesus saw that people were hungry.
(Raise arms above head and pull down the darkness; then hold stomach as if hungry.)
The disciples had only two fish and five loaves of bread to feed all the people.
(Raise two fingers, and then five fingers on the other hand; point to people all around you.)
- Divide the class into several groups and teach each group gestures for one part of the story. When the children are ready, place the groups in the correct sequence and have them pantomime the Scripture story as you read it aloud.

Materials

Bible

Making Headlines

Purpose

To reinforce that children can live Jesus' teaching about the mercy of God (taught on page 51)

Directions

- Brainstorm with the children ways that they show kindness to one another in the classroom. Tell them you will be observing the ways they care for others.
- As you observe the children showing care for one another, affirm those behaviors immediately and make a note of them.
- Start a mini-newspaper. Elicit the help of an aide or parent to type up the short descriptions of kindness you see in the children each week.
- Include the stories of kindness in the newspaper and send copies of the newspaper home with the children.

Materials

copies of children's newspaper for parents

Literature Connection

Purpose

To reinforce the teaching about kindness (taught on page 48)

Directions

- Mrs. Katz and Tush* by Patricia Polacco (Dragonfly Books, 1994) illustrates how kindness leads to friendship. This book describes the relationship between a young African-American and Mrs. Katz, a Jewish widow.
- Brainstorm with the children ways they could make someone who is lonely feel happy.
 - Have the children listen for how Lionel makes Mrs. Katz happy as you read the story.
 - In pairs, have the children retell all the acts of kindness they heard in the story.

Materials

Mrs. Katz and Tush by Patricia Polacco