

Contents

Program Overview**OV-1**

Planning Calendar..... OV-14

Scope and Sequence..... OV-16

**Unit 1****God Is Our Good Father..... T1****Note to Families..... T1a****Chapter 1 Jesus Is Our Friend..... T2****Chapter 2 God Is Good..... T14****Chapter 3 God Is Our Father..... T24****Chapter 4 God Our Father Is Holy..... T34****Chapter 5 God Shares His Life with Us..... T44****Chapter 6 God Speaks to Us..... T54****Chapter 7 We Pray to God Our Father..... T66****Chapter 8 Jesus Teaches Us to Pray to Our Father..... T78****Unit 2****God Sent His Son as Our Savior..... T91****Chapter 9 God Promised a Savior..... T92****Chapter 10 God Chose Mary and Joseph..... T102****Chapter 11 Jesus Our Savior Was Born
in Bethlehem..... T112****Chapter 12 Families Share Life and Love..... T122****Unit 3****Jesus Shows Us He Is Good..... T135****Chapter 13 Jesus Calls Apostles..... T136****Chapter 14 Jesus Shows God's Love..... T146****Chapter 15 Jesus Teaches Us to Love God..... T156****Chapter 16 Jesus Teaches Us to Love Others..... T166****Chapter 17 Jesus Calls Himself the
Good Shepherd..... T176****Chapter 18 We Come to Our Good Shepherd..... T186****Unit 4****Jesus Shows His Great Love..... T197****Chapter 19 Jesus Gives the Gift of Himself..... T198****Chapter 20 Jesus Is Risen..... T212****Chapter 21 Jesus Sends Us the Spirit..... T224****Chapter 22 Jesus Is with Us in His Church..... T234****Chapter 23 Mary Is the Mother of the Church..... T244****Chapter 24 The Holy Spirit Helps the Church..... T256****Chapter 25 We Give Glory to God..... T266**

Special Seasons and Lessons

The Year in Our Church	T279
1 Feast of All Saints	T280
2 Advent	T285
3 Christmas	T293
4 Lent	T298
5 Holy Week	T304
6 Easter	T312
7 Pentecost	T317
8 The Guardian Angels	T322
9 Thanksgiving	T326
10 The Presentation	T329
11 Saint Blase	T332
12 Saint Joseph	T335
13 Planning a Mass	T339
14 End-of-the-Year Activities	T343

What Catholics Should Know

What Catholics Should Know	T349
Prayer and How We Pray	T351
Stations of the Cross	T358
The Seven Sacraments	T362
Holy Days of Obligation	T366
Commandments	T367
Making Good Choices	T368
The Bible	T369
Showing Our Love for the World	T370

Student Book Cover Prayers

Saints and Feast Days

Calendar of Saints and Feast Days	T375
September	T376
October	T376
November	T377
December	T378
January	T378
February	T379
March	T379
April	T380
May	T380

The Catechist's Handbook

The Catechist's Handbook	T381
Profile of a First Grader	T382
Areas of Growth	T383
The Catechist	T384
Tips for Good Catechesis	T386
What the Catechism Says to Catechists	T387
Techniques and Tools of Teaching	T388
Creative Activities	T394
Teaching Children with Special Needs	T396
Multicultural Awareness	T399
Assessment	T400
Catechist's Resources	T401

Parent-Catechist Meeting

Parent-Catechist Meeting	T403
Music List	T407
Directory of Suppliers	T415
Online Resources	T417

Glossary

Index

Scripture Index



God Sent His Son as Our Savior

Goals

The children will know the story of the Fall and the story of God's fulfillment of the promise of a Savior.

They will celebrate Christmas in a more meaningful way.

9 God Promised a Savior

God showed divine mercy when the parents of the human family used their freedom to oppose God's expressed will. The children learn the effects of sin and how the promised Redeemer restored to all people the possibility of sharing in God's life, thus enabling them to live as God's children on earth and to live with God forever in heaven.

10 God Chose Mary and Joseph

God kept his promise to send a Savior and prepared a special people to be his own. The children learn how God chose Mary to be the mother of Jesus, God's Son. They are led to prepare for Jesus' coming as Mary, Joseph, and other faithful believers did.

11 Jesus Our Savior Was Born in Bethlehem

God emptied himself and became human like us in all things except sin when Jesus was born in Bethlehem. The children learn how the Savior's arrival was announced to shepherds by angels, who told them to share the good news with others. Through the story of the Wise Men, they find out that Jesus came for all people.

12 Families Share Life and Love

The home life of Jesus, Mary, and Joseph shows us a picture of people who live in God's love. The children are encouraged to do many little things that will bring the joyful sharing and caring spirit of the Holy Family into their own family life.

God Promised a Savior

Faith Focus

After Adam and Eve sinned, God promised a Savior so that we could be happy with God forever in heaven.

Reflecting on the Faith Experience

Take a few minutes to reflect prayerfully before preparing the lesson.

Listening

Here is your God, . . .
he comes to save you.

Isaiah 35:4

Lord, you are kind and
forgiving.

Psalms 86:5

Reflecting

"Do you promise?" Children often ask this question when they want a guarantee that someone will do something for or with them. They recognize the promise as a gift, freely bestowed. They may think that they do not deserve the gift and feel the need of a pledge that will be honored.

When Adam and Eve turned in sin from God's love, God's promise assured us of God's continued desire to share his glory with the creatures he had made in his divine likeness:

For God so loved the world
that he gave his only Son, so
that everyone who believes
in him might not perish but
might have eternal life.

John 3:16

God's creative love destined men and women for eternal happiness with him. Ever since our first parents' sin, salvation history records God's love in forgiving his people. With the psalmist we capture the meaning of both sin and salvation, and we hope in God's faithful love:

"The Lord looked down from
the holy heights,
viewed the earth from
heaven,
To attend to the groaning of
the prisoners,
to release those doomed to
die."

Psalms 102:20-21

We recall God's saving love in
Eucharistic Prayer IV as the priest
voices our praise, praying:

We give you praise, Father
most holy,
for you are great,
and you have fashioned all
your works
in wisdom and in love.
You formed man in your own
image,
and entrusted the whole world
to his care,
so that in serving you alone,
the Creator,
he might have dominion over
all creatures.
And when through
disobedience he had lost
your friendship,
you did not abandon him to
the domain of death.
For you came in mercy to the
aid of all,
so that those who seek might
find you.

Our God of love continually takes
the initiative to bring those he has
created to the fullness of grace.

*How do I open myself to God's love
and put my trust in God's promise?*

Responding

Loving Father, help the children
understand the depths of your love
shown in your gift of Jesus to us.

Scripture for Further Reflection

John 3:16 God gave us his Son.

Hebrews 4:14-16 Jesus, the Son
of God, is our great mediator
and high priest.

1 John 4: 14-16 The Father sent
his Son as Savior of the world.

Preparing for the Faith Experience

Scripture in This Chapter

Genesis 1, 2 The Story of Creation

Genesis 3 The Fall

Catholic Social Teaching

- Family and Community
- God's Creation

Church Documents

Catechism of the Catholic Church.

The themes of this chapter correspond to the following paragraphs: 218, 396–400, 839, 1731.

National Directory for Catechesis

#51. E. Jesus Christ is the unique and universal savior of all people, and his Church is the sacrament of salvation for the whole world.

The Lord Jesus #1 (Congregation for the Doctrine of the Faith). The Church has the mission to proclaim that God is a Trinity of persons—Father, Son, and Holy Spirit—and that the Son became man in order to save all human beings.

Basic Teachings #15, #16 (USCCB). Baptism calls us to freedom in Christ, but we are fully aware that our choices might result in sin. Religious instruction must not be silent about this reality.

Music in This Chapter

For a list of all the music suggested in this program, see page T407.

Enriching the Faith Experience

Use the activities at the end of the chapter to enrich a lesson or to replace an activity with one that better meets the needs of your class.

Before You Begin

1. An understanding of love must precede an understanding of sin. In Unit 1, the children learned about God's love. This lesson presents the gifts God gave to Adam and Eve as well as God's command to respect and obey God's law. The children will learn that all God's gifts are good, but the greatest gift is that stated in Genesis: "God created man in his image; / in the divine image he created him." (Genesis 1:27) No gift could be greater than the holiness God shared with the people he made. Throughout the Creation narratives, make the children aware that the biblical accounts are stories told to teach the basic religious truths revealed by God.
2. The sin of Adam and Eve stands out in bold contrast to the love of God. Their sin is




presented as a deliberate choice to seek happiness apart from God. They refused to acknowledge God as their creator to whom they owed obedience. The Bible story presents the alluring aspect of every sin—the hope that our choice will make us happier. The utter misery of Adam and Eve and the dire consequences of sin are relieved by the promise of a Savior who would restore grace to Adam and Eve and their descendants.

3. The story of the Fall (Genesis 3) contains what the Church calls the *protoevangelium*, that is, the first gospel. Genesis 3:15 mysteriously announces the promise of a Savior as the one who will come and strike at the serpent's head. The Church teaches that this passage shows that God did not abandon his people even after banishing Adam and Eve from the garden. Rather,

God promised his people a Savior to redeem the world.

4. Today we still long for the Savior. We ask him to come and live in us with the Holy Spirit. We too are God's Chosen People called to prepare ourselves and others to welcome the Savior into our personal lives and into the life of his Church.
5. Human nature desires and seeks what it identifies as good. It is necessary, therefore, that we realize what is truly good for us as human persons. Moral education helps children discern, in the light of Christ's teaching, that things are good insofar as they satisfy our basic human needs and our deep longing for God. With this perspective, children are able to make value choices, giving up lesser goods to experience greater ones.

Get-Ready Guide

Steps	Learning Outcomes The children will be able to	Action Plan	Materials
Centering  5–10 minutes Pages 59–60	<ul style="list-style-type: none"> ✦ respond to God's presence in prayer. 	<ul style="list-style-type: none"> ✦ Welcome the children. ✦ Pray the Our Father. <p>Pages 59–60</p> <ul style="list-style-type: none"> ✦ Connect this unit with Unit 1. ✦ Introduce the story of the creation of people. (T95) 	Doll
Sharing  40–55 minutes Pages 61–65	<ul style="list-style-type: none"> ✦ explain that God created human beings capable of knowing and loving him. ✦ explain that evil came into the world and that we are affected by it. ✦ explain that people have free choice and are responsible for their decisions. ✦ define the Words to Know. grace heaven Savior <i>See the Glossary for definitions.</i> 	<p>Page 61</p> <ul style="list-style-type: none"> ✦ Read and discuss the page. ✦ Tell the story of the creation of people. (T96) ✦ Connect the story with Catholic Social Teaching. <p>Page 62</p> <ul style="list-style-type: none"> ✦ Read the page and have the children do the activity. ✦ Discuss what a savior is. (T97) ✦ Tell the story of the temptation in the garden. <p>Page 63</p> <ul style="list-style-type: none"> ✦ Tell the consequences of Adam and Eve's sin. (T98) ✦ Discuss the page. <p>Page 64</p> <ul style="list-style-type: none"> ✦ Read and discuss God Keeps His Promises. ✦ Discuss with the children their faith in Jesus. (T99) <p>Page 65</p> <ul style="list-style-type: none"> ✦ Writing activity 	Chalk Option: Crucifix Option: Map showing Israel Crayons or markers
Acting  5–10 minutes Pages 65–66	<ul style="list-style-type: none"> ✦ name ways to make choices that show love for God. ✦ respond to God's presence in prayer. 	<ul style="list-style-type: none"> ✦ Option: Role-play activity (T100) ✦ Pray A Moment with Jesus. ✦ Distribute "Joy" hearts. (T101) <p>Page 66</p> <ul style="list-style-type: none"> ✦ Option: Chapter Review ✦ Option: Chapter Quiz ✦ Encourage the children to share what they learned with their families. 	"Joy" heart punchouts from the back of the student book Option: BLM 17 Quiz

Additional Background

Adam—the first man

Chosen People—the Jewish people

devil—an evil spirit


Eve—the first woman

Israel—the country of the Jewish people, where the Savior was born

Jewish people—people to whom the Savior would come

sin—to disobey God; to fail to love

Centering

1.  Pray together the Our Father. Use gestures if learned.
2. Connect this unit with Unit 1.
 - ✦ In Unit 1, we learned about what God is like and how we can talk and listen to God.
 - ✦ Now we are going to learn more about how God sent his Son, Jesus, as our Savior.
 - ✦ Let's all turn to page 59. Look at the words in the box at the bottom of the page.
 - ✦ [Name], please read to us what the Bible says about why God sent Jesus.
 - ✦ What are some ways that God has shown us how much he loves us? (He gave us a beautiful world, a loving family, the Church, and so on.)
 - ✦ On page 60 is a letter telling your family what you will be learning in this unit. After we finish today's lesson, you will take this page home to your family.

3. Introduce the story of the creation of people.

- ✦ Show a doll to the children. Let them volunteer to show or tell something they can do that the doll cannot. Have them explain why they are able to do it.
- ✦ Today we are going to talk about how God loved people so much that he made us like himself.
- ✦ I am going to tell you the story from the Bible that tells how God made people who could be happy with him forever in heaven.

A Letter Home

Dear Parents and Family,

In Unit 2 your first grader learns about God's great gift to us. He or she is presented with lessons on the goodness and mercy of God, who sent his Son to be our Savior. You can help your child take this message to heart by reviewing the chapters together and praying as a family.

In Chapter 9 the children are taught about Adam and Eve and God's desire that they live with him forever. They learn about the effects of sin and how God showed mercy by promising a Redeemer. The Redeemer is Jesus, the Son of God, who wins back for the human family a share in God's life here on earth and the possibility of eternal happiness in heaven.

Chapters 9-11 show how God kept his promise to send a Savior and prepare a special people to be his own. God chose Mary and Joseph to prepare for Jesus' coming. With Jesus' birth in Bethlehem, God became human like us (in all things except sin) and dwelled among us. These lessons prepare the children for a meaningful celebration of the seasons of Advent and Christmas. Talking with your child about these lessons can wonder to your own experience of Advent and Christmas.

In the last chapter of Unit 2, the children are led to share God's love with everyone, especially with the members of their families. Please notice the times they do so and offer them encouraging words.

Chapters 9-11 each end with a review and a Building Faith handout, which your child will bring home. This handout gives you a quick review of what your child learned and offers practical ways to reinforce the lesson so that the whole family may benefit. At the end of the unit, the child will bring home a Family Feature handout to help nurture the family's faith at home.

Visit www.christianlife.org/family for more family resources.



UNIT 2

God Sent His Son as Our Savior



God loved the world very much.
He gave his only Son.

Adapted from John 3:16

Sharing

1. Summarize the Creation story.
Have the children turn to page 61. Read aloud the text.

2. Tell the story of the creation of people from Genesis 2.

- ✦ After God created all the beautiful things in the world, he made people. The story in the Bible tells us that God formed a man out of the clay of the ground. Then God breathed a breath of life into him, and the man became a living person. With the same love and care, God made a woman too. The Bible story calls the first man Adam and the first woman Eve.

- ✦ The purpose of this story is to tell us that God made people. [Draw two stick figures on the board.]

- ✦ Adam and Eve could do wonderful things that the animals and the other creatures could not do. What could Adam and Eve do? (think, choose, and love) These powers are powers that God has. We are made in God's image, which means we are made like God.

3. Describe the garden.

- ✦ God loved Adam and Eve more than any other creature he made. God placed Adam and Eve in a beautiful garden with many trees, plants, and flowers. Adam and Eve were to care for the garden. There were many animals and lovely birds in the garden. Adam named them, and they were friendly with Adam and Eve.

- ✦ God put good things in the garden for Adam and Eve to eat. Every kind of tree whose fruit was good to eat grew there. What trees could have grown there?

- ✦ In the center of the garden, God placed the tree of life and the tree of knowledge of good and evil. [Draw a tree on the board.] God said to Adam and Eve, "You may eat from all the trees in the garden. But do not eat of the tree of knowledge of good and evil. For if you do eat from that tree, you will die."



CHAPTER 9

God Promised a Savior

The Bible tells the story of Creation.

Long ago God created the whole world.

First he made the sky.

Then he made the water and the land.

God made creatures that fly, swim, and walk.

Finally, God made people.




61

- ✦ If Adam and Eve loved God, they would do as he said. They would not harm themselves by eating from that tree.

- ✦ God loved Adam and Eve so much that God did even more for them. God gave them a share in his own life. We call this grace.

- ✦ Because Adam and Eve received the gift of grace, God's life, God made them his adopted children. With grace, they were very happy. They enjoyed being friends of God. [Draw smiles on the stick figures' faces.]

4.  Tell the children about the unity of the human family with all creation.

✦ God's Creation

Family and Community

- ✦ Because Adam and Eve were the first people in the Bible, we call them our first parents.

- ✦ God made us his children, and we belong to his family. God wants us to care for the world. We can see God's love in everything and everyone that God created. God wants us to love and obey him. Then we will love everyone and someday be happy with God forever in heaven.

5. Read aloud page 62 and have the children do the activity at the bottom of the page.

6. Discuss what a savior is and why Adam and Eve needed a Savior.

- ✦ Do you know what a savior does?
- ✦ I have a story to help you understand what it means to be a savior. Miguel, who was four, was playing ball with his older sister Teresa. All of a sudden the ball went into the street. Miguel ran after it. A car was coming right toward him. Teresa ran quickly and pushed Miguel out of the way of the car just in time. Because Teresa saved her little brother's life, we can call her a savior. A savior is someone who saves you.

- ✦ Did anyone ever save you or someone you know from danger?
- ✦ Sometimes a savior dies trying to save someone. Today you will find out why Adam and Eve needed a Savior.

7. Tell the story of the temptation in the garden, adapted from Genesis 3:1–20.

- ✦ Draw a snake on the board.
- ✦ There is a story in the Bible that tells us that the first people disobeyed God.

God made people just like himself.

We read about the first people on earth in the Bible.

God made Adam and Eve.

Adam and Eve were happy.

They were God's friends.

They lived in the Garden of Eden.

God was good to Adam and Eve.


He shared his life with them.

He gave them grace, the gift of his life.

They could be happy with God in heaven.

They would live forever.

Draw plants and animals to make the garden more beautiful.



62 UNIT 2 God Sent His Son as Our Savior

Temptation in the Garden

The devil, an evil spirit, came to Eve in the form of a snake. He tempted Eve to eat a fruit that God had said not to touch. The snake said to Eve, "You and Adam will not die if you eat that fruit. You will become like God and know good and evil." The devil was lying.

Eve believed the snake. She wanted to be as great as God. So she ate some of the fruit. She gave some to Adam, and he ate it too.

Adam and Eve did not become like God, but were ashamed and afraid. They had chosen to do what they wanted rather than obey God. They sinned against God. They said no to God's love.

Later, when Adam and Eve heard God walking in the garden, they hid. God called to them, "Have you been eating of the tree I told you not to eat from?" Adam replied, "Eve gave me the fruit, and I ate it." Eve said, "The snake tempted me, and I ate the fruit."

- ✦ How did the devil tempt Eve to eat the forbidden fruit? (He told her that she and Adam would be like God; he lied.)
- ✦ Did the devil make Adam and Eve disobey God? (No, they chose to disobey.)
- ✦ What could Adam and Eve have done? (not listened; not eaten the fruit)
- ✦ Why did Adam and Eve want to hide from God? (from shame, fear)
- ✦ Could they hide from him? (No.)

8. Tell the consequences of Adam and Eve's sin.

- ◆ Have the children look at the picture at the top of page 63.
- ◆ Adam and Eve were sorry they sinned. They had offended God and had to leave the garden. The most precious gift they lost was grace, God's life. They no longer had a right to heaven. Their sin had brought evil into God's beautiful world.
- ◆ Let two children change the stick figures on the board to show how Adam and Eve felt after they sinned.
- ◆ Because Adam and Eve were the first people, their sin affected all people. We are born without God's life. We do not have the right to heaven. We must suffer and die. There is evil in our world.
- ◆ Adam and Eve needed help to win back God's life for themselves and for all people. Everyone needed a Savior.
- ◆ God promised to send a Savior to make up for sin. God would send his Son, Jesus. Jesus would show people how to love God by doing what God wants. It isn't always easy to save someone. Jesus would save us by obeying his Father. He died on the cross. [You might show the children a crucifix.]

◆ What did God promise Adam and Eve?

- ◆ How do you think it made them feel?
- ◆ Why do you think God made the promise?

9. Discuss page 63.


Point out that the bottom picture shows how happy Adam and Eve were when God promised them a Savior.

But Adam and Eve did not obey God.

They chose to live without God's help.

God made them leave the beautiful garden.

Adam and Eve were sad.



God still loved Adam and Eve.

God said, "I will send a Savior.

He will help you be my friends again."

Then Adam and Eve were happy.

God Promised a Savior CHAPTER 9 63

10. Have the children read **God Keeps His Promises** on page 64.

- ♦ Introduce the story by helping the children realize that many generations passed before the Savior came.
- ♦ God did not tell when the Savior would come. The people knew that God would keep his promise. They prayed for the Savior to come.
- ♦ God chose a people from whom the Savior would come. God chose the Jewish people. God made them his special people. God said to them, "I will be your God, and you will be my people." (Leviticus 26:12) The Bible calls God's people the Chosen People.
- ♦ God helped his people get ready for the Savior. God let them experience his love and sent them leaders like Ruth, Moses, Esther, Elijah, and Samuel. What do you remember about Moses, Elijah, and Samuel?
- ♦ God gave his people, the Jewish people, their own country named Israel. There Jesus was to be born. [Locate Israel on a map if available.]
- ♦ God chose a young Jewish woman to be the mother of his Son, Jesus. Does anyone know her name? (Mary)
- ♦ God chose Joseph to be the foster father to care for Jesus.
- ♦ Mary and Joseph also prayed and waited for the Savior to come.

11. Guide the children to have faith in Jesus as their personal Savior.

- ♦ Because Jesus saved us by dying on the cross, we are able to be friends with God again through Baptism. With grace, we can choose what we know God wants us to do. We can choose the things that will make us happy. We can choose to live as God's children.

God Keeps His Promises

Adam and Eve waited and prayed for the Savior.

He did not come.

Their children and grandchildren waited and prayed for the Savior.

He still did not come.



The people hoped and prayed. They trusted in God's promises.

God made them his special people. The Bible calls them the Chosen People. The Savior would be born from them.

God told the people to get ready for the Savior.

64

UNIT 2 God Sent His Son as Our Savior

- ♦ Jesus is your Savior too. He will help you choose what is good. Has Jesus ever helped you choose what God wanted? Would you like to tell about it?
- ♦ When might Jesus help you choose what will make you happy?

12. Guide the children in doing the Leviticus activity at the top of page 65.

Have the children read the completed adaptation of Leviticus 26:12 when they have completed the activity.

Acting

- Option** Have the children role-play these story endings to show choices they can make with Jesus' help:
 - ✦ Your grandmother asks you and your brothers to turn off the TV and come to dinner. You want to watch the end of the program.
 - ✦ Your dad gives you a small box of your favorite candy. You want to eat the candy yourself. Some of your friends come along and see the candy.
 - ✦ Your little sister hits you because you wouldn't play a game with her. You feel like hitting back.

Write the missing words.

God said to the Chosen people,
Chosen

I will be your God
God

and you will be my people
people

adapted from Leviticus 26:12

A Moment with Jesus

Talk to Jesus in the quiet of your heart.
Thank him for being our Savior.

Draw yourself with Jesus.



Whom would God send?

Write the first letter of each picture in the box.



Review

We Remember

What promise did God make to Adam and Eve?

God promised to send a Savior.

Words to Know

grace heaven Savior

We Respond

Save us, Lord God, please save us.

adapted from Psalm 40:14

Building Family Faith

THE STORY OF ADAM AND EVE shows us God's plan for his people. God created human beings to share his life and to live in peace and tranquility. Our disobedience disrupted God's plan. In order to restore it, God promised to send a redeemer, Jesus his Son, came to earth to heal us from the effects of sin.

REFLECT

"It was revealed to take away sins, and in him there is no sin."

1 John 3:5

DISCUSS AS A FAMILY

Why do we sometimes feel unhappy?

What can we do to bring happiness to the other people in our family?

PRAY

Come, Lord Jesus, be here with us.

Visit www.christianfamily.com for more family resources.

DO

Make preparations for Advent, a time of waiting for the coming of the Savior. Make an Advent wreath and locate Advent prayers.



- ✦ Your aunt scolds you for leaving your room messy. You feel angry because you didn't have time to pick up your things before you went to school. You feel like talking back to your aunt.
- ✦ The teacher asks who misbehaved when she was out of the room. You were laughing and being silly, but you don't want to raise your hand. You are afraid you will get in trouble for misbehaving.

- Lead the children through **A Moment with Jesus** on page 65.

- ✦ Invite the children to quiet themselves and to turn to Jesus the Savior.
- ✦ Talk to Jesus in the quiet of your heart. [Pause]
- ✦ Thank him for being our Savior. [Pause]
- ✦ If time allows, have the children draw a picture of themselves with Jesus.

God Promised a Savior CHAPTER 9 65

3. Distribute the "Joy" hearts.



- One way we show God we love him is by making other people happy. Think of one thing you could do to bring happiness to someone today.
- Put these hearts where they can help you remember to bring joy to others. See how much joy you can bring to others.
- Have the children color the hearts while they listen to a song, such as "Joy, Joy, Joy" from *Hi God!*

4. Option Lead the children through the review on page 66.

5. Option BLM 17 Distribute and administer BLM 17 Chapter 9 Quiz.

6. Invite the children to share with their families what they have learned.

- At the end of class, have the children tear out and take home pages 60 and 66.
- Encourage them to share A Letter Home and Building Family Faith with their families.

CHECKPOINT



- Were the learning outcomes achieved?
- How did the children show that they are aware of their need for a Savior?
- What signs are there that they turn to Jesus as Savior for help in their daily lives?
- Do the children associate doing what God wants with achieving happiness?

Chapter 9 Enriching the Faith Experience

Use the following activities to enrich a lesson or to replace an activity with one that better meets the needs of your class. For additional enrichment ideas, such as preparing for the Sunday Scripture readings or using activities on the Christ Our Life Web site, see page T402. For activities related to the liturgical season, see Special Seasons and Lessons, which begin on page T279.

- Teach the words and gestures to the poem about creation.

Poem

God made the earth.

[Form a large circle over head.]

God made me.

[Point thumbs to self.]

God made the fish

[Make wave motion with hands.]

that swim in the sea.

God made birds

[Raise arms up and down.]

that fly so high,

trees so tall

[Stand on tiptoe, right hand reaching for the sky.]

they reach the sky,

flowers that cover

[Stoop; move hands slowly left and right.]

**the countryside,
Animals, all kinds,**

[Stand; open arms in gesture of surprise.]

even those you ride.

All these things

[Open hands and spread arms wide.]

help us to see

God's great love

[Point to self.]

for you and me.

Source unknown

- Let the children dramatize the biblical story of the Fall and the promise.

- Let the children act out endings to the following plays. Point out that each story could have a happy or a sad ending. After each play is finished, have a child draw on the board a face that illustrates the effect the chosen ending had on people.

- Sophie forgot her umbrella. She is getting wet.** You have an umbrella large enough for two.
- Your mother is expecting friends.** Your toys are all over the floor.
- Your little brother is crying** because he can't button his coat.
- Your grandfather wants to rest.** You are playing a noisy game with your friends.

- Draw a hopscotch pattern on the board as shown. Have teams take turns telling something about the words in the squares until they reach "Home."



- Have the children make "God Made Me Special" puppets. Distribute paper plates, one for each child. Have crayons or markers, scissors, craft sticks, glue, and pieces of yarn on hand. Invite the children to draw their own eyes, nose, and mouth on the paper plate. Then have them glue pieces of yarn to the paper plate for hair. Finally, have the children glue a craft stick to the back of the plate to make a puppet. You might have them write "God Made Me Special" on the craft stick. The children can use the puppets in role-playing or to act out stories from the Bible.