

Table of Contents

4	•	Welcome to <i>Be My Disciples</i> Summer Program
6	•	Program Features
10	•	Session Features
14	•	Leader's Toolbox
26	•	Program Overview: Week One
28	•	Day 1 • Teach Me Your Ways
36	•	Day 2 • Great is the Lord
42	•	Day 3 • Jesus, the Messiah
48	•	Day 4 • Go and Make Disciples
54	•	Day 5 • I Believe!
62	•	Program Overview: Week Two
64	•	Day 6 • Give Thanks
70	•	Day 7 • Live in the Spirit
76	•	Day 8 • Increase Our Faith
82	•	Day 9 • Light of the World
88	•	Day 10 • Give Glory to God
96	•	Program Overview: Week Three
98	•	Day 11 • Put on Love
104	•	Day 12 • Come, Follow Me
110	•	Day 13 • Love Never Fails
116	•	Day 14 • Love One Another
122	•	Day 15 • Be My Disciples
130	•	Alternative Model: The Two Week + At Home Option
133	•	Additional Suggestions
134	•	Disciple Power Charts
136	•	Credits

Be My Disciples Week One Overview

WEEK ONE: We Believe

Background

There is one God who is Father, Son, and Holy Spirit. This doctrine of the Holy Trinity is the central mystery of our faith. During Week One, you will invite the children to explore their personal faith and the faith of the Church.

Using the first two units of the *Be My Disciples* curriculum, *We Believe: Part One* and *We Believe: Part Two*, you will lead the participants through a process that engages their life experiences and grounds each day's content in Scripture. On Day 5, the children will participate in Activity Centers and an Interactive Gallery or showcase to extend and reinforce the week's learning. These activities are chosen from the Enriching the Lesson, Catholic Social Teaching, and Liturgical Year activities in the Catechist Guides.

KEY FAITH CONCEPTS

- The Gift of Faith
- The Holy Trinity
- God the Creator
- The Communion of Saints
- Jesus the Messiah
- The Church
- The Holy Spirit

The Church Teaches ...

The *General Directory for Catechesis* (GDC) reminds us:

[Our] "Yes" to Jesus Christ, who is the fullness of the Revelation of the Father, is twofold: a trustful abandonment to God and a loving assent to all that he has revealed to us. This is possible only by means of the action of the Holy Spirit. GDC 38

Further Reading and Reflection

For more on the teachings of the Catholic Church on the mysteries of Divine Revelation and the faith we profess, see *Catechism of the Catholic Church* 26-1065 and *United States Catholic Catechism for Adults*, pages 1-162.

DAILY HIGHLIGHTS

Days 1-4 Each four-hour session includes warm-up and focusing activities, prayer celebrations, and age- or grade-level learning groups in which the children explore chapters from Unit 1 and Unit 2 in the *Be My Disciples* student book. The sessions include a break for fun and refreshments. Let's Wrap It Up concludes each session with presentations of activities, Disciple Power virtues, and closing prayer.

THREE WEEK PROGRAM

WEEK ONE

Week One WE BELIEVE	Day 1 Teach Me Your Ways	Day 2 Great is the Lord	Day 3 Jesus, the Messiah	Day 4 Go and Make Disciples	Day 5 I Believe!
Scripture	Psalms 86:11	Luke 1:46-47	Matthew 16:16	Matthew 28:19-20	John 20:26-31
Faith Focus	<ul style="list-style-type: none"> • God reveals himself to us; God shows us the way to himself. • God gives us the gift of faith to help us know and believe in him. 	<ul style="list-style-type: none"> • God reveals himself and his loving plan of creation and Redemption. • As Jesus' disciples, we proclaim God's greatness when we say "yes" to God through our words and actions. 	<ul style="list-style-type: none"> • Jesus is the Son of God, the Messiah. • The Paschal Mystery is the mystery of Jesus' Passion, Death, Resurrection and Ascension. 	<ul style="list-style-type: none"> • Jesus promised that God the Father and he would send the Holy Spirit. • The Church is the People of God. • We belong to the Catholic Church, the Body of Christ. The Church lives out the command of Jesus to "Go make disciples." 	<ul style="list-style-type: none"> • The Church professes belief in the Holy Trinity. • We celebrate the liturgical seasons of Advent, Christmas and Ordinary Time. <p>Liturgical Year: Advent, Christmas, Epiphany, Ordinary Time</p> <p>Catholic Social Teaching: Care for God's creation; Call to family, community, and participation</p>
Discover, Part One	Learning Groups <ul style="list-style-type: none"> • Chapter 1 	Learning Groups <ul style="list-style-type: none"> • Chapter 3 	Learning Groups <ul style="list-style-type: none"> • Chapter 5 	Learning Groups <ul style="list-style-type: none"> • Chapter 7 	Activity Centers <ul style="list-style-type: none"> • Enriching the Lesson • Catholic Social Teaching • Liturgical Year
Discover, Part Two	Learning Groups <ul style="list-style-type: none"> • Chapter 2 	Learning Groups <ul style="list-style-type: none"> • Chapter 4 	Learning Groups <ul style="list-style-type: none"> • Chapter 6 	Learning Groups <ul style="list-style-type: none"> • Chapter 8 	Activity Centers <ul style="list-style-type: none"> • Enriching the Lesson • Catholic Social Teaching • Liturgical Year
Let's Wrap It Up	<ul style="list-style-type: none"> • Activity sharing • Disciple Power presentations 	<ul style="list-style-type: none"> • Activity sharing • Disciple Power presentations 	<ul style="list-style-type: none"> • Activity sharing • Disciple Power presentations 	<ul style="list-style-type: none"> • Activity sharing • Disciple Power presentations 	Interactive Gallery <ul style="list-style-type: none"> • Displays • Presentations • Closing Prayer

Day 5

Activity Centers On this day, the children will participate in Activity Centers. These activities are chosen from the Enriching the Lesson, Catholic Social Teaching, and Liturgical Year activities in the Catechist Guides for Units 1 and 2.

Interactive Gallery The Interactive Gallery is a culmination of the day's work, complete with displays and presentations by the children for the children. You may also want to include projects and activities from the previous days' sessions in this showcase. Invite parents, other family members, and parishioners to participate in the day. Adapt and design the session to best fit the needs and resources of your group.

Teach Me Your Ways

"Teach me, LORD, your way that I may walk in your truth, ..."

(Psalm 86:11)



Background

Today's Scripture focus is a central theme for the time the children will spend in this summer program. During these weeks, you and your team of catechists and leaders have the wonderful opportunity to enter into the mystery of faith with the children as they learn what it means to know, love, and serve God. You also have the opportunity to partner with parents as they explore the Catholic faith with their children during the summer and throughout the entire year. Faith is God's wondrous gift to us. By faith, we seek to better understand who

God is. Faith is our response to God, who brings us a "superabundant light" as we search for the ultimate meaning of our lives. Our hearts seek God. The hearts of the children and their parents seek God. We are created by God and for God, and God draws us to himself (see *Catechism of the Catholic Church* 26, 27).

In Today's Session ... This session begins the exploration of the Catholic faith—what we believe, how we worship, and how we live. The children will reflect on key questions such as: How do we come to know who God is? How do we come to know God's ways? How does God reveal himself to us? How does our Church pray? What does it mean to be a disciple of Jesus?

In Chapters 1 and 2 of each of the grade levels, the children will explore and learn faith concepts, including: God's Word, the Bible; God's loving plan of Salvation; the gift of faith; the meaning of Divine Revelation; and how God is the Creator who reveals himself to us through Jesus Christ. They will learn about Disciple Power virtues, explore ways people of faith have lived those virtues, and be challenged to make faith choices about ways they can be disciples of Jesus.

Faith Focus

- God reveals himself to us; God shows us the way to himself.
- God gives us the gift of faith to help us know and believe in him.

My Planning Notes DAY 1

Getting Started

In Advance

- Check in with your catechists and learning group leaders.
 - Review the day's schedule.
 - Explain and assign responsibilities for the Welcome, Let's Take A Break, and Let's Wrap It Up activities and prayers.
 - Address any grade- or age- level specific needs your catechists may have for teaching the chapters, including materials needed for the student chapter activities.
 - Ask the catechists to choose with their children one activity from the day's chapters to present to the large group during Let's Wrap It Up. Remind them to choose a creative strategy for presenting the two Disciple Power virtues to the large group (see pages 20-21) and to leave time at the end of their second session to plan the presentation.
- Set up the large group meeting space.
- Create a We Believe wall by taping several sheets of newsprint together on a wall or board. Write We Believe in large letters at the top of the newsprint. Leave this up in your meeting space during the Summer Program, or, if necessary, carefully remove and store for the next day.
- Prepare the prayer environment. Consider having the learning groups share the prayer responsibility throughout the three weeks.
- Gather materials for large group activities.
- Prepare nametags for each child.
- Have leaders cut out the Disciple Power words each group will learn using colorful construction paper. You will post these during the Let's Wrap It Up segment to begin creation of a Disciple Power collage.
- Ask leaders to make a set of Faith Vocabulary/Faith Words cards from the two chapters. You will use these cards during Day 5, and, if time permits, during the Let's Wrap It Up segment in today's session.
- Optional: Assign someone to be the photographer or videographer for the *Be My Disciples* Digital Scrapbook (see pages 18-19 for suggestions).



Materials

- Bible, candle, cross, cloth for prayer space
- *Be My Disciples* student books
- Nametags
- Newsprint, markers, and tape
- CD player and *Be My Disciples Music CD*

**WELCOME**

The welcoming activity on Day 1 provides the opportunity for the children to get to know each other and their catechists. By setting realistic expectations, introducing them to their new books, and creating an environment of fun, hospitality, and prayer, the children will know they are welcome.

ICEBREAKER

- You and the catechists should be on hand to greet the children when they arrive, especially on this first day of the program. This will help them feel safe and ready to learn.
- Invite all of the children to gather in the large meeting space.
- Play a large group icebreaker such as "Stand Up If ...". In this simple and fun game, a leader calls out general statements to which the children respond by standing up, sitting down, waving their hands in the air, and so on. For example: Stand up if you are playing on a sports team this summer. Touch your head if you have a younger brother or sister. Wave your hand in the air if you like ice cream, and so forth. You can pause between statements to ask related questions such as, "Which sports team?" or "What's your favorite flavor of ice cream?"


LET'S GET FOCUSED

- Introduce the catechists to the children. Have them each go to an assigned space in the large room.
- Invite the children to join their catechists to form the program's age- or grade-level learning groups.
- Give the catechists and children a few minutes to introduce themselves to each other. (Option: At this point, the catechists may want to facilitate a Welcome activity in their learning groups as well. They can find grade-specific Welcome activities online (see *BeMyDisciples.com* > Catechists/Teachers > Lesson Resources > Lesson Strategies).

- Distribute newsprint and markers to each group. Instruct volunteers to write "Who is God?" in the middle of their group's newsprint. Have the catechists facilitate a brainstorming and write down words and phrases that come to mind in response to the question.
- Invite the children to re-gather as a large group. Have the catechists or volunteers from each group present and post their newsprints.
- Talk briefly about their responses; even share a few of your own. Suggest that every day we can grow in our knowledge of who God is, experience how much he loves us, and learn how to best love him through how we live and how we serve others.
- Formally welcome all of the children to the program. Briefly describe the overall schedule for the program, and more specifically for the day. Share any housekeeping information.

Bless Us, Lord

- Show the children the prayer space. Ask them to gather around the prayer table. Tell them that they will begin every day with a prayer asking the Lord to bless their time together.

 To begin today's prayer, teach them the theme song, "We Are Disciples," from the *Be My Disciples* Music Program. It appears on each grade level CD.

- Ask the children to bow their heads, close their eyes for a brief moment, and remember that God is present with them in this time and place.
- Pray together the Sign of the Cross.
- Invite a child to read aloud Psalm 86:11 from the Bible.
- Pose the question: What are the ways we learn about God? Invite the children to share their responses with someone near them, and then invite large group responses. Tell the children that today they will explore ways that we can learn about what God wants of us.
- End with the following prayer, followed by the Sign of the Cross.

**Holy God,
we praise your name.**

**You are all knowing, and
all loving.**

**You are always present
with us.**

Teach us your way.

Show us how to love you.


**Teach us how to love each
other the best that we can.**

**Guide us as we learn the
truth about you.**

Bless our families.

Bless all those in need today.

Amen.

 End today's prayer with the theme song, "We Are Disciples," from the *Be My Disciples* Music Program.

DISCOVER, Part One

INTRODUCE

- Facilitate a large group brainstorming in response to this question: What do Catholics believe?
- Write these two statements on the We Believe wall:
 - The Bible is the written Word of God.
 - The gift of faith helps us to know and believe in God.
- Tell the children that these are two truths that we believe, and that they will learn more about today.

TEACH, REINFORCE, CONNECT

- Tell the children that they are now going to meet in their age- or grade- level groups to discover more about what we believe as Catholics.
- Invite the catechists to gather their children, and proceed to their assigned rooms.
- Allow groups to meet for approximately one hour.

AT A GLANCE PART ONE

Each age- or grade- level group will process through the first chapter in the student books using the Explore, Discover, and Decide methodology of the *Be My Disciples* curriculum. The following is an overview of the faith concepts and Disciple Power virtue for each grade.

GRADE 1 Chapter 1: The Bible

The Bible, which is God's Word, is where we learn about God's love.

Disciple Power: faithful

GRADE 2 Chapter 1: The Bible

The Bible, which is the revealed and written Word of God, is made up of the Old and New Testaments; the Gospels tell us about Jesus.

Disciple Power: respect

GRADE 3 Chapter 1: God Speaks to Us

God's gift of faith helps us to know and believe in him; God speaks to us through the Bible and through the Church.

Disciple Power: love

GRADE 4 Chapter 1: God's Word to Us

The Holy Spirit inspired the human authors of the Bible, which is the inspired Word of God; the New Testament begins with the four Gospels.

Disciple Power: truthfulness

GRADE 5 Chapter 1: Speak, Lord

Divine Revelation is God making himself known and revealing his plan of creation and Salvation; God most fully reveals himself through his Son, Jesus.

Disciple Power: knowledge

GRADE 6 Chapter 1: The Gift of Faith

God placed in our hearts the desire to know, love, and serve him; Jesus invites us to have faith in God; the creeds express the Church's faith in God.

Disciple Power: perseverance in faith

LET'S TAKE A BREAK!

When the age- or grade- level groups have completed their work with the first chapter for the day, invite them to join together with all of the children in the program for refreshments and play time. (Note: Some groups may finish before others. To avoid distractions for the groups still meeting, if possible, set up the break time activities away from the meeting spaces.)



DISCOVER, Part Two

INTRODUCE

- Invite all of the children to gather in the large group meeting space with their learning groups.
- Direct their attention to the We Believe wall. Going from group to group, ask the participants to name things they learned in their first sessions about what Catholics believe.
- Write or have volunteers write responses on the wall.



TEACH, REINFORCE, CONNECT

- Tell the children that they are now going to meet again in their age- or grade-level groups to discover more about what we believe as Catholics.
- Invite the catechists to proceed with their children to their classrooms or meeting rooms.
- Allow the groups to meet for approximately 1 hour, 15 minutes.

AT A GLANCE PART TWO

Each age- or grade- level group will process through the second chapter in the student books. Here is an overview of the faith concepts and Disciple Power virtue for each grade.

GRADE 1 Chapter 2: God Loves Us
God's gift of faith helps us know and believe in him; Jesus shows us who God is.

Disciple Power: generosity

GRADE 2 Chapter 2: We Know and Love God
God reveals himself in creation; Jesus is the greatest sign of God's love.

Disciple Power: hospitality

GRADE 3 Chapter 2: God the Creator
God is the Creator; God created us in his image and likeness.

Disciple Power: generosity

GRADE 4 Chapter 2: I Will Be Your God
God gives us the gift of faith; God has revealed himself most fully in his Son, Jesus Christ.

Disciple Power: faith

GRADE 5 Chapter 2: The Word of God
The Bible is the inspired Word of God; the New Testament reveals that Jesus Christ is the new and everlasting Covenant.

Disciple Power: reverence

GRADE 6 Chapter 2: The Word of God
Through the Bible, God reveals himself and his loving plan of Salvation.

Disciple Power: knowledge

LET'S WRAP IT UP!**REINFORCE**

- Gather the children and their catechists in the large group meeting space.
- Direct everyone's attention once again to the We Believe wall. Going from group to group, ask the participants to name things they learned in their second session about what Catholics believe.
- Write or have volunteers write responses on the newsprint.
- Summarize the learning for the large group.
- Collect the extra set of Faith Vocabulary/Faith Words cards that each group has made. Save these for Day 5.

WE REMEMBER

- Invite each group to present the one activity they have chosen to share from their chapters.
- Have each group present its Disciple Power virtue(s). As the groups present, post their Disciple Power words either around the room, or create a collage. You will add new Disciple Power words each day.



If time permits, play a Jeopardy-style game. Name that Faith Word, using the Faith Vocabulary/Faith Words cards you have collected. (Note: Save all of the cards! You will continue to use them during the sessions.)

WE PRAY

- Choose the prayer from one of the grade level books from either Chapter 1 or Chapter 2 to pray together as a large group. Or use the following prayer ritual outlined on the following page.
- Gather the children in the prayer space, around the prayer table.
- Invite the children to quiet themselves, and to remember that God is with them in this time and place.
- Lead the children in praying the prayer you have chosen.

We Pray

- Light a candle, and place a Bible for each group next to the candle.

Briefly talk about light as a symbol of faith – Jesus is the Light of the world and he shows us the way to God. Light shows us the way in the darkness.

(If possible, project an image of light shining in the darkness on a screen or wall near the prayer space.)

- Within each small group, have the children pass a Bible from one person to the next, beginning with the catechist.

Tell the children that when it is their turn to hold the Bible, they are to say,

"God, I thank you for _____ who has helped teach me your way."

The rest of the children in the group will respond, **"Lord, help us know you and love you."**

Close with the following prayer:


Leader: God of truth,
help us find you in the Bible,
in the Church,
in creation,
and in other people.
Help us to always listen
when you speak.
We ask this through
Christ our Lord.

All: Amen.



TO TAKE HOME

Have the children take home the Chapter Review and With My Family page from Chapters 1 and 2 to share with their families.



Great is the Lord

"My soul proclaims the greatness of the Lord; my spirit rejoices in God my savior."

(Luke 1:46-47)



Background

Life is God's generous gift to humankind. The beauty of creation, the order of the universe, and the intricacies of all living things point to the wonder and greatness of God. God has come to us and comes to us now. He revealed himself and his loving plan of creation and Salvation to us.

Throughout Salvation History to this very day, people from all walks of life in all times and places praise the name of God. Mary, the Mother of God, proclaimed God's greatest in

her song of praise when she said yes to God's invitation to be the mother of his Son, Jesus. You and the children, together with the whole Church, can join with Mary to magnify the Lord when you proclaim: "My soul proclaims the greatness of the Lord; my spirit rejoices in God my savior" (Luke 1:46-47). God's grace pulls us into the light and life of faith. We are empowered, or graced, to conform our lives to the will of God. Together the children will reflect on how they rejoice in the presence of our God and proclaim the greatness of the Lord by how they live as disciples of Jesus Christ.

In Today's Session ... In Chapters 3 and 4 student books, depending on their grade levels, the children will explore faith concepts such as: God the Father; God's creation of the world; the mystery of the Holy Trinity; and Mary's role in God's plan of Salvation. They will learn about Disciple Power virtues, explore ways people of faith have lived those virtues, and be challenged to make faith choices about ways they can be disciples of Jesus.

Faith Focus

- God reveals himself and his loving plan of creation and Redemption.
- As Jesus' disciples, we proclaim God's greatness when we say "yes" to God through our words and actions.

My Planning Notes DAY 2


Getting Started

In Advance

- Check in with your catechists and learning group leaders.
 - Review the day's schedule.
 - Explain and assign responsibilities for the Welcome, Let's Take A Break, and Let's Wrap It Up activities and prayers.
 - Address any age- or grade- level specific needs your catechists may have, including materials needed.
 - Ask the catechists to choose with their children one activity from the day's chapters to present to the large group during Let's Wrap It Up. Remind them to choose a creative strategy for presenting the two Disciple Power virtues to the large group (see pages 20-21) and to leave time at the end of their second session to plan the presentation.
- Set up the large group meeting space.
- Post the *We Believe* wall in the large group gathering space.
- Have leaders cut out the Disciple Power words each group will learn (from Chapters 3 and 4) using colorful construction paper. You will post these during the Let's Wrap It Up segment to continue the creation of a Disciple Power collage.
- Ask leaders to make a set of Faith Vocabulary/Faith Words cards from the two chapters. You will use these cards during Day 5, and, if time permits, during the Let's Wrap It Up segment in today's session.
- Optional: Assign someone to be the photographer or videographer for the *Be My Disciples* Digital Scrapbook (see pages 18-19). Set up the digital scrapbook to be showing as the children enter the session.

Materials

- Bible, candle, cross, cloth for prayer space
- Be My Disciples* student books
- Newsprint, markers, and tape
- Foam ball
- CD player and *Be My Disciples* Music CD
- Optional: projector, screen for Digital Scrapbook





WELCOME

Be on hand to greet the children when they arrive. This will help them feel safe and ready to learn. The Warm Up activity on Day 2 provides the opportunity for the children to continue to get to know each other and their catechists.



ICEBREAKER

- Invite all of the children to gather in the large meeting space.
- Play a large group icebreaker such as Toss the Ball. The large group can be in a circle, sitting together on the floor, or in chairs. Tell the children that you are going to toss the ball to one of them and, when catching it, that person calls out his or her name then immediately tosses it to someone else. That person calls out his or her name, tosses it to another participant, and so on. The goal is to ensure that everyone has been tossed the ball at least once. Then, try this variation. Have the person tossing the ball call out the name of the person catching the ball. Challenge the children to toss the ball to someone they don't know.

LET'S GET FOCUSED

- Invite the children to join their catechists in their age- or grade- level learning groups.
- In their groups, ask them to describe to each other how people generally react when something amazing, awesome, or wondrous happens to them. Then, have them choose one of these events, and quickly create an impromptu skit whereby they demonstrate their reaction to the situation.
- Invite the learning groups to share their improvisations. (You can also call out situations that are awesome and amazing, and ask the groups to react. For example, "Your team just won the Super Bowl!" "Your new baby sister or brother was just born." Or, have each learning group write down, on index cards, amazing, awesome, or wondrous events. Collect the cards, have each group draw one, and have volunteers act out their reactions to what is described on the cards.)
- Tell the children that something amazing and wondrous happened to Mary in the Gospels. Ask if they can recall the scene from the Gospels where the angel Gabriel appears to Mary.
- Have several volunteers tell or act out the story as they remember it.
- Have one of the group leaders read the Scripture story, Luke 1:26-37, as a lead-in to the prayer.

Bless Us, Lord

Ask the children to bow their heads, close their eyes for a brief moment, and remember that God is present with them in this time and place.

A Begin today's opening prayer with the song, "Here I Am Lord" from the *Be My Disciples* Music Program, Grade 3 and Grade 5 CDs.

- Begin prayer with the Sign of the Cross.
- Invite a child to read aloud Luke 1:46-47 from the Bible.
- Have volunteers name aloud reasons why they know that "God is great."
- End with the following prayer and the Sign of the Cross.

Lord God,
We ask for your blessing upon us.
Help us place our trust in you
as all of the people of faith
who have come before us
have done.
Help us see your greatness
and love in every moment
of our day.
May we always rejoice in
your presence in our lives.
Bless our time together today.
Amen.

DISCOVER, Part One

INTRODUCE

- Briefly describe the overall schedule for the day. Share any housekeeping information.
- Play a quick game of On the Spot to review learning from the previous day's lesson. In On the Spot, you call out characteristics of the participants and have those who share that characteristic stand up. These children are then On the Spot to name one learning from the previous day. For example, "Everyone with blue eyes, stand up." "Everyone who has an older brother or sister, stand up," and so forth.
- Point out the learning shared by the children that names what we believe as Catholics. Show the group the We Believe wall, and add any new words or phrases that may have arisen in the game.

AT A GLANCE PART ONE

Each age- or grade-level group will process through Chapter 3 in the student books using the Explore, Discover, and Decide methodology of the *Be My Disciples* curriculum. Here is an overview of the faith concepts and Disciple Power virtue for each grade. Groups will share about their Disciple Power virtues in the Let's Wrap It Up activity.

GRADE 1 Chapter 3: God, Our Father and Creator
God made the world out of love; we are created in God's image and likeness; Jesus taught us that God is our Father.
Disciple Power: wonder

GRADE 2 Chapter 3: The Holy Trinity
The Holy Trinity is God the Father, Jesus the Son, and the Holy Spirit.
Disciple Power: wonder

GRADE 3 Chapter 3: Mary Trusted God
God chose Mary to be the mother of his Son, Jesus; Jesus is the Son of God and the Son of Mary; Mary shows us what it means to say "Yes" to God.
Disciple Power: honor

GRADE 4 Chapter 3: The Mystery of God
God is the Almighty who is all-knowing, all-loving, truth, and faithfulness; God is the Creator and we are created in his image and likeness.
Disciple Power: trust

GRADE 5 Chapter 3: The Holy Trinity
The Holy Trinity is the central belief of the faith of the Church whose mystery is fully realized in Jesus Christ; we profess belief in the Holy Trinity when we say the Nicene Creed.
Disciple Power: wonder and awe

GRADE 6 Chapter 3: The Word of God
Creation is the work of the Holy Trinity; the mystery of the Holy Trinity is at the center of our faith.
Disciple Power: wonder and awe

**TEACH, REINFORCE, CONNECT**

- Tell the children that they are now going to meet in their age- or grade- level groups to discover more about what we believe as Catholics.
- Invite the catechists to gather their children, and proceed to their classrooms or meeting rooms.
- Allow groups to meet for approximately one hour.

LET'S TAKE A BREAK!

When the age- or grade-level groups have completed their work with the first chapter for the day, invite them to join together with all of the children in the program for refreshments and play time.

(Note: Some groups may finish before others. To avoid distractions for the groups still meeting, if possible, set up the Let's Take A Break activities away from the meeting spaces.)

DISCOVER, Part Two

INTRODUCE

- Play Toss the Ball once again with the large group. This time, the person who receives the ball fills in the blank: "So far today I have learned _____."
- Add words and phrases to the We Believe wall based on what the children share.

TEACH, REINFORCE, CONNECT

- Tell the children that they are now going to meet again in their age- or grade- level groups.
- Invite the catechists to proceed with their children to their classrooms or meeting rooms.
- Allow groups to meet for approximately 1 hour, 15 minutes.

LET'S WRAP IT UP!**REINFORCE**

- Invite all of the children to gather, with their catechists, in the main meeting space.

AT A GLANCE PART TWO

Each age- or grade- level group will process through Chapter 4 in the student books. Here is an overview of the faith concepts and Disciple Power virtue for each grade.

GRADE 1 Chapter 4: Jesus, the Son of God
Jesus is the Son of God and son of Mary who shared God's love with everyone. The family of Jesus, Mary, and Joseph is the Holy Family.
Disciple Power: kindness

GRADE 2 Chapter 4: God, Our Father
God is the Creator who is almighty and can do all things. Jesus taught us that God is our Father.
Disciple Power: honor

GRADE 3 Chapter 4: Jesus, the Son of God
Jesus is the Messiah, the Savior God promised to send. Jesus announced the Good News of God's kingdom.
Disciple Power: justice

GRADE 4 Chapter 4: God's Promise
God created us to be happy with him now and forever. God promised to send someone who would save all people from sin. Jesus is the Savior God promised.
Disciple Power: hope

GRADE 5 Chapter 4: Great is the Lord
God is one, almighty, holy, eternal, love and truth. God is the Creator. The sin of Adam and Eve was the beginning of sin in the world.
Disciple Power: joy

GRADE 6 Chapter 4: God, Father and Creator
God is Father, Creator of all things. Original Sin is the sin that Adam and Eve committed. In Jesus Christ we have been reconciled with one another and with all of creation.
Disciple Power: justice

- Direct everyone's attention once again to the We Believe wall. Going from group to group, ask the participants to name things they learned in their second session about what Catholics believe.
- Write or have volunteers write responses on the newsprint.
- Summarize the learning for the large group.
- Collect the extra set of Faith Vocabulary/Faith Words cards that each group has made. Save these for Day 5.

WE REMEMBER

- Invite each group to present the one activity they have chosen to share from their chapters.
- Have each group present its Disciple Power virtues. Continue making the Disciple Power collage by adding today's virtues to it.
- If time permits, play Name that Faith Word (see page 34).

WE PRAY

- Choose the prayer from one of the grade level books from either Chapter 3 or Chapter 4 to pray together as a large group. Or use the prayer outlined below.
- Invite the children to gather in the prayer space. Have everyone think about one way they have recently seen the greatness of the Lord, either at home, in school, at the parish, or in the neighborhood.

We Pray

Begin today's prayer with "Woman of God", from the *Be My Disciples* Music Program, Grade 1 and Grade 5 CDs.

- Light a candle and pray together the Sign of the Cross

Leader: *Ask the children to share with the people on either side of them one way they have seen the greatness of the Lord.*

Invite volunteers to share with the large group. After each person shares, together pray:

"O God, you are great indeed."

Leader: May we sing praise to God as Mary did.

(Have the children echo the following after you.)

All: "My soul proclaims the greatness of the Lord, my spirit rejoices in God my savior."

Leader: God of all goodness, we rejoice in your presence. May we experience the wonder and awe of your great love and your great works in our lives. We ask this through Christ our Lord.

All: Amen.

TO TAKE HOME

Remind the catechists and group leaders to have the children take home the Chapter Review and With My Family page from Chapters 3 and 4 to share with their families.

