

Contents

Acknowledgments	2
Welcome to Faith First!	5-16
• The Spiral Learning Method • Features of the Student Book • Building Religious Literacy • Features of the Catechist Guide • Teaching Has Never Been Easier • <i>Faith First</i> Supplements • Junior High • FaithFirst.com	
Catechist Workshop	17-34
• QuickStart for Catechists: An Interactive Workshop • What Is a Catechist? • What Is My Task? • Teaching Others to Pray • The Faith First Approach • Scope and Sequence • Who Are My Second Graders? • How Do Children Learn? • What Is a Good Climate for Catechesis? • Resource Bibliography	
Unit 1—We Believe	44
Chapter 1 <i>We Know and Love God</i>	46
Chapter 2 <i>We Believe in the Holy Trinity</i>	58
Chapter 3 <i>God Is Our Father</i>	70
Chapter 4 <i>Praising God: A Scripture Story</i>	82
Chapter 5 <i>Jesus Is the Son of God</i>	94
Chapter 6 <i>John the Baptist: A Scripture Story</i>	106
Chapter 7 <i>Jesus Is Our Savior</i>	118
Chapter 8 <i>The Traveler on the Road to Emmaus: A Scripture Story</i>	130
Chapter 9 <i>The Holy Spirit Helps Us to Live</i>	142
Chapter 10 <i>The Church</i>	154
Unit 2—We Worship	168
Chapter 11 <i>We Worship God</i>	170
Chapter 12 <i>We Celebrate Baptism and Confirmation</i>	182
Chapter 13 <i>The Forgiving Father: A Scripture Story</i>	194
Chapter 14 <i>God's Forgiving Love</i>	206
Chapter 15 <i>We Gather for Mass</i>	218
Chapter 16 <i>The Last Supper: A Scripture Story</i>	230
Chapter 17 <i>We Give Thanks to God</i>	242
Unit 3—We Live	256
Chapter 18 <i>We Are God's Children</i>	258
Chapter 19 <i>The Great Commandment: A Scripture Story</i>	270
Chapter 20 <i>The Ten Commandments</i>	282
Chapter 21 <i>Proverbs: A Scripture Story</i>	294
Chapter 22 <i>We Make Choices</i>	306
Chapter 23 <i>We Share in God's Life</i>	318
Unit 4—We Pray	332
Chapter 24 <i>We Talk with God</i>	334
Chapter 25 <i>Jesus Teaches Us to Pray: A Scripture Story</i>	346
Chapter 26 <i>The Our Father</i>	358
We Celebrate	372
The Liturgical Year/Ordinary Time	374
The Season of Advent	378
The Season of Christmas	388
The Season of Lent	394
Holy Week	406
The Season of Easter	416
Catholic Prayers and Practices	433
Glossary	448
Index	452
Credits	454
Footnotes	456




Unit 2 Opener

The unit opener pages are designed to assess, through a variety of questioning techniques, the children's prior knowledge about the key faith concepts presented in the unit. Processing these pages should not take more than ten or fifteen minutes.

USING ILLUSTRATIONS

The first page of the unit opener contains pictures that illustrate some of the important concepts in the unit. Pictures help stimulate the religious imaginations of the children.

- Invite the children to look at and think about the pictures.
- Have the children describe what each picture says to them.
- Invite the children to share a response to the concluding question.



When does the Church gather to celebrate?

95



Background: Liturgy

Joined to Christ. Spend a few moments in prayerful reflection as you prepare for the teaching of this unit. Recall that when the Church gathers for worship and the celebration of the sacraments, the whole Church—Christ the Head and we the members of the Body of Christ—offers praise and thanksgiving to God the Father through the power of the Holy Spirit.

will provide you with multiple ways of identifying your young people's understanding of the truths of the faith of the Catholic Church.

Getting Ready

What I Have Learned

What is something you already know about these faith words?

Sacraments

Responses will vary.

Sacrament of Reconciliation

Responses will vary.

Sacrament of Eucharist

Responses will vary.

Words to Know

Put an X next to the faith words you know. Put a ? next to words you need to know more about.

Faith Words

- worship
- Sacrament of Reconciliation
- Mass
- Liturgy of the Word
- Liturgy of the Eucharist

96


A Question I Have

What question would you like to ask about forgiveness?

Accept all

appropriate questions.

A Scripture Story



The Last Supper

What did Jesus do at the Last Supper?

Responses will vary.

GETTING READY

The “Getting Ready” page engages the children in sharing prior knowledge and aids you in planning your lessons to meet the needs of the children.

What I Have Learned

This section asks the children to share something they already know about liturgy and the sacraments of the Church. Read to the children the faith terms and ask volunteers to share ideas they know about each concept.

Words to Know

This section is a quick assessment of the children’s familiarity with some of the faith words they will be learning. Read each word to the group and have them put a ? next to the words they need to learn more about. During the “Unit Review” the children will be asked to return to this page and once again share their understanding of the words.

A Question I Have

This section provides an opportunity for the children to ask questions that they have about forgiveness. Write their questions on a chart. As you work through the unit always refer back to the chart and ask volunteers to answer the questions. This affirms for the children what they are learning about their faith.

A Scripture Story

This section uses an illustration from the Scripture story of the Last Supper to introduce a key Scripture story in this unit. Have the children look at the picture and answer the question.

Teaching Tip

Sensitivity to Diversity. The faith life of the families of the children in your group, more than likely, is quite diverse. Some families may participate in the liturgy and the life of the Church on a very regular basis; others may participate mostly on special occasions, such as the Baptism of children, the marriage of family members, and so on. It is your responsibility to remind the children and their families of their obligation to take part in the celebration of Mass on Sundays and holy days of obligation. Be aware of this diversity as you call for a sharing of the children’s faith experiences. Try to provide clear clues that will help the children respond to the questions.

Background

The Work of God

The meaning of the Greek word from which the English word *liturgy* derives means “a public work” or “a service on behalf of the people.” The Church has adopted the word *liturgy* to name its participation in the work of God the Holy Trinity—one God who is Father, Son, and Holy Spirit—among us in the sacraments (see John 17:4).

This work, which is the work of the whole Church, Christ the Head and all the members in unity with the Holy Spirit, gives honor and glory to the Father.

For it is the liturgy through which, especially in the divine sacrifice of the Eucharist, “the work of our redemption is accomplished,” and the faithful are enabled to express in their lives and manifest to others the mystery of Christ and the real nature of the true Church.

CONSTITUTION ON THE SACRED LITURGY
(SACROSANCTUM CONCILIUM) 2

In every liturgical act of the Church, especially the celebration



of the Eucharist and the other sacraments, we join with Jesus Christ in giving praise to the Father in unity with the Holy Spirit. In the liturgy we not only remember the saving work of Christ, but we are made sharers in the Paschal Mystery of Christ's Passion, death, and glorious Resurrection.

The Presence of Christ with Us

In our work and worship as the Body of Christ, we join with Mary and all the saints and angels. We

sing hymns and give praise to God the Father who makes all things new in Christ, sends us the gift of the Holy Spirit, and unites us as the People of God. We are given a taste of the heavenly banquet that awaits us at the end of this life's pilgrimage.

Jesus said, “For where two or three are gathered together in my name, there am I in the midst of them” (Matthew 18:20). When the Church prays and celebrates, Christ is present. When we are baptized or forgiven or healed, it is

Christ who is truly acting. When we hear the Scriptures read in Church, it is Jesus himself who is present and speaking. Jesus is in our midst and with the grace of the Holy Spirit, we are transformed into the adopted sons and daughters of God the Father.

For Reflection

When I take part in the celebration of the liturgy, what helps me to be aware of Christ's presence?

When have I experienced the transforming power of the liturgy in my life?

Catechist to Catechist

Our Church Home

When taking part in Mass and other Church celebrations, we should feel at home and able to participate easily and comfortably. To do this we need to understand what is happening and what is expected of us. Teaching children the basic words and actions of Catholic worship will allow them to celebrate with joy rather than watch with anxiety.

The Language of the People

One of the characteristics of Catholic worship is the constancy of the words and actions from day to day and from place to place. As we attend different Catholic churches to worship, we need to accept and appreciate the small differences, legitimately recognized by the Church, that “manifest the catholicity of the Church, because they signify and communicate the same mystery of Christ” (*Catechism of the Catholic Church* 1208).



The Church Teaches . . .

The *General Directory for Catechesis* places great importance on liturgical formation.

Liturgical formation . . . must explain what the Christian liturgy is, and what the sacraments are. It must also however, offer an experience of the different kinds of celebration and it must make symbols, gestures, etc. known and loved. *GDC* 87

That is why *Faith First* includes liturgical celebrations and prayer experiences as a regular part of its curriculum.

See the Catechism . . .

For more on the teachings of the Catholic Church on worship and the sacraments, see *Catechism of the Catholic Church* 1066–1186.

CATECHIST PRAYER

*Lord, I know the children
will learn much more
from what I do than
what I say. So please,
Lord, guide me to be
a good example.
Amen.*

Footnote references on these two pages may be found on p. 456.

Now . . . turn the page and let's get organized!

LESSON PLANNER

Focus

To discover how the Catholic Church worships God

Engage

Page 97

Focus

To help the children recall how the Church celebrates

Teach and Apply

Pages 98–100

Focus

To appreciate that the Church uses words and actions in the seven sacraments

Connect

Pages 101–102

Focus

To discover some of the words and actions the Church uses to worship God

Opening Prayer

Discussion

Where have you had some of your best celebrations?

Presentation

Read, discuss, and summarize content.

Scripture

- Psalm 67:4
- Mark 5:22–24, 39, 41–42

Activities

- Draw or write about something Jesus said or did.
- Identify the actions in the pictures as celebrations of the Church.
- Identify the sacraments that you have already received.

Faith-Filled People

Saint Mark the Evangelist

Our Church Makes a Difference

Identify some words and actions the Church uses in celebration of the sacraments.

Our Catholic Faith

Sacramentals

What Difference Does Faith Make?

Activity

Finish the prayer and pray it with actions.

Faith Choice

Pray using both words and actions.

We Pray

Page 103

Prayer Form

Prayer of praise and thanksgiving

Prayer

Introduce the prayer. Choose a leader. Hold hands, and then pray together.

We Remember

Review

- Complete the sentences.
- Read the “To Help You Remember” statements aloud.

Preview

Preview the “With My Family” page.

Materials

- pens or pencils
- crayons or markers

Enriching the Session

Blackline Masters

Additional Activities booklet:

Chapter 11

Growing as a child of God

Sharing feelings about a miracle

Assessment Tools booklet:

Chapter 11 Test

Faith First Grade 2 Video

Segment 4: Bible Songs

Enriching the Lesson (CG page 181)

Retelling a Scripture Story

Preparing a Skit

Making a Booklet

Music Connection (CG page 181)

www.FaithFirst.com



We update the *Faith First* Web site weekly. Check each week for new content and features. Here are some places to begin:

Catechists and Teachers

- Current Events
- Chapter Downloads
- Catechist Prayer

Faith First for Families

- Bible Stories
- Saints
- Make a Difference

Kids' Clubhouse

- *Faith First* Activities
- Chapter Reviews
- Games

Don't Forget! You can make lesson planning a breeze—check out the **Online Lesson Planner**.

PRAY


- Have the children quiet themselves for prayer.
- Pray the Sign of the Cross together.
- Read Psalm 67:4 and invite the children to echo each phrase after you.
- Lead the opening prayer and invite all to pray it with you.
- Conclude by praying the Sign of the Cross together.

DISCOVER

Purpose: To discover what the children already know about the celebrations of the Catholic Church

- Ask the children to share some of the things they say and do when they celebrate a special occasion.
- Have volunteers share what they think is happening in the picture. **The people and the priest are greeting one another before or after Mass. Affirm all appropriate responses.**
- Ask the children to share the kinds of celebrations they have been to at church.

We Worship God



We Pray

Our LORD and God,
may all people
praise you.
Based on Psalm 67:4

**God our loving
Father, we
worship you in
the name of Jesus
Christ. Amen.**

*What are some of
the things you do
and say when you
celebrate?*

We celebrate special times in our lives. Catholics gather to celebrate our love for God and one another. We use special words and actions.

*What are some of the
words and actions
the Church uses in
its celebrations?*

97



Background: Teaching About Prayer

Point out that the formal prayers of the Church that we pray are not the only way of showing God our love and gratefulness. We give glory and praise to God by the way we act each day toward others and use the talents he has given us.

Teach

FOCUS

Ask a volunteer to read the "Faith Focus" question on page 98 aloud. Tell the children they are going to learn more about words and actions Jesus used.

DISCOVER

- Explain that the Scripture story of Jesus and Jairus' daughter is one example of how Jesus used words and actions to do his saving work.
- Read the story of Jairus' daughter.
- Ask what action Jesus used to make the little girl better. He **took the girl's hand**. What words did Jesus say? "**Little girl, I say to you, arise!**"
- Point out that the words and actions of Jesus were signs of God's love.

Apply

REINFORCE

Write three sentences on the board that tell the beginning, the middle, and the end of the story. Ask volunteers to put the sentences in order.

INTEGRATE

- Invite the children to read the directions for the activity and then complete the activity on their own.
- Have the children share their work with a friend.

Prayer

Imagines the prayer. Choose a leader? Hold hands, and then pray together.

The Church Worships God

Faith Focus

How does our Church worship God?

Faith Words

worship

Worship means to honor and love God above all else.

sacraments

The sacraments are the seven signs of God's love for us that Jesus gave the Church. We share in God's love when we celebrate the sacraments.



Words and Actions of Jesus

Jesus used words and actions to show God's love for us. One time Jairus came to Jesus. Jairus was a religious leader who had great faith in God. Jairus asked Jesus to help his daughter who was very sick. Read what happened next.

Jesus and his disciples followed Jairus to his house. Jesus entered the house and went over to the daughter of Jairus. Jesus took her by the hand and said, "Little girl, I say to you, arise!" The girl got up immediately and walked around.

Based on Mark 5:22-24, 38, 41-42

People came to believe in Jesus. They came to believe that Jesus is the Son of God.



In the box draw or write about something Jesus did or said. Tell how it helps us to believe and trust in God.

Responses will vary.

Teaching Tip

Challenging Questions. Children sometimes ask challenging questions. It is perfectly all right to tell the children you aren't sure of an answer but that you will be glad to find out the answer for them. This models what they themselves will often have to do in life. After you find the answer, share your findings with the children and explain where you found it, such as from your pastor or religious education director, the *Catechism of the Catholic Church*, the *Catholic Encyclopedia*, and so on. Make sure all print sources have the Nihil Obstat and Imprimatur, which affirm that the materials are free of doctrinal or moral error.

The Church Uses Words and Actions


God loves us very much. One way we show our love for God is to **worship** him. We use words and actions to worship God. We honor and love God above all else. Our words and actions tell God we believe in him, hope in him, and love him.

When we worship God, we listen to God. We give adoration to God and praise him. We pray aloud and we sing. We stand and sit and walk in procession.



Which of these pictures do you recognize as celebrations of the Church? Tell what is happening in each picture.

All pictures are Church celebrations: from top to bottom, they show the sacrament of Reconciliation, the Mass, and Holy Communion at Mass.



Faith-Filled People

Mark the Evangelist

Saint Mark is one of the four Evangelists. He wrote one of the four Gospels in the New Testament. In Mark's Gospel we read about the words and actions of Jesus. The Church celebrates the feast day of Saint Mark the Evangelist on April 25.



Background: Faith-Filled People

Saint Mark. Around the year A.D. 60, Mark wrote a vivid account of the life and death of Jesus. He wrote in Greek for the Gentiles who converted to Christianity. During that time the Church was enduring great persecution. The key points of Mark's Gospel are an attempt to understand the humanity of Jesus and his suffering and death. Tradition says that Mark died as a martyr in Alexandria, Egypt. The symbol of Mark's Gospel is a winged lion. The lion is a desert animal that symbolizes the regal power of Christ. The feast of Saint Mark is celebrated on April 25.

Teach

FOCUS

Tell the children they are going to learn about some of the words and actions the Church uses to worship God.

DISCOVER

- Ask the children to name some ways they show that they love their families. **Answers will vary.**
- Tell the children that their answers included both words and actions. Explain that the Church uses words and actions to worship God.
- Write the word *worship* on the board. Ask children to recall different ways that we worship God. Jot their answers on the board. Have them read the last paragraph silently to check their answers.
- Read "Faith-Filled People" about Saint Mark to the children.

Apply

REINFORCE

Summarize the main points of the text about worship. Invite the children to read aloud the word *worship* in "Faith Words" and its meaning. Have the children make a word card for this term.

INTEGRATE

Invite the children to do the activity at the bottom of the page. Ask several volunteers to share their ideas.

Teach

FOCUS

Remind the children that Jesus' words and actions show us God's love. Point out that the Church celebrates seven special signs of God's love. These seven signs of God's love are called the sacraments.

DISCOVER

- Invite volunteers to share their understanding of what the sacraments are.
- Explain that Jesus is really present with us when we celebrate the sacraments.
- Have volunteers read the description of each sacrament.
- Ask the children to name the sacraments they have already celebrated.

Apply

REINFORCE

Ask a volunteer to turn to page 98 and read the definition of sacraments in "Faith Words." Have them make a word card for this term.

INTEGRATE

- Have the children look again at the boxes on this page that describe the sacraments.
- Invite them to place a check mark in the boxes for the sacraments they have already celebrated.

The Seven Sacraments

Jesus gave the Church a special way to worship. He gave the Church the seven sacraments. The seven sacraments are signs of God's love for us. Jesus is really present with us when we celebrate the sacraments. The Holy Spirit helps us to celebrate the sacraments. When we celebrate the sacraments, we share in God's love.



Place a ✓ in the box next to the sacraments you have received or have seen others receive. Responses will vary.

<input type="checkbox"/> Baptism We are joined to Jesus and become a part of his Church.	<input type="checkbox"/> Confirmation The Holy Spirit helps us to live as children of God.	<input type="checkbox"/> Eucharist We receive the Body and Blood of Jesus.
<input type="checkbox"/> Reconciliation We receive God's gift of forgiveness and peace.	<input type="checkbox"/> Anointing of the Sick We receive God's healing strength when we are sick or dying.	
<input type="checkbox"/> Holy Orders A baptized man is called by God to serve the Church as a bishop, priest, or deacon.	<input type="checkbox"/> Matrimony A baptized man and a baptized woman make a lifelong promise to love and respect each other.	

100

Teaching Tip

Blessing Prayers. One way we can help the children grow to know God's love for them is by praying a prayer of blessing for them. Remind the children that the priest at the end of Masses asks God to bless us. Before dismissing the children, pray this prayer of blessing with your hands folded together:

The Lord bless you and keep you!

The Lord let his face shine upon you, and be gracious to you!

The Lord look upon you kindly and give you peace!

End the blessing by tracing a cross on each child's head.

Our Church Makes a Difference

Sacrament Words and Actions

The Church uses certain words and actions when we celebrate the sacraments. These words and actions help us to understand what is happening.

We are baptized with water. We are blessed with oil. We offer and share bread and wine. We bless and receive blessings. We make promises.

All the words and actions we use in the sacraments show that God is sharing his love with us. They help us to give thanks and praise to God for all he has done for us.



What words and actions do you use to worship God?

Affirm appropriate responses.



Anointing with oil at Confirmation

Our Catholic Faith

Sacramentals

The Church uses objects and blessings, words and actions to help us worship God. These are called sacramentals. Holy water is one of the sacramentals the Church gives us. We bless ourselves with holy water. This reminds us of Baptism and that we are children of God.

Pouring water at Baptism



Bringing up bread and wine at Eucharist



HIGHLIGHT

Point out that the Church uses special words and actions in the celebration of the sacraments.

DISCOVER

- Invite volunteers to read "Sacrament Words and Actions." Ask the children to listen for actions that help us worship God.
- Present "Our Catholic Faith" about sacramentals.
- Place rosaries, crucifixes, and holy water in the prayer area as examples of sacramentals. Tell the children that blessings are sacramentals too.

INTEGRATE

Encourage the children to think of a way that they use one of the sacramentals that you placed in the prayer center. Example: When they use holy water to bless themselves, they recall their Baptism and their faith in the Holy Trinity.



Teaching Tip

Using Sacramentals. The use of sacramentals at home is not as widespread as it was in the past. For example, holy water fountains at the doorways of rooms, crucifixes on display, and the rosary prayed together every evening or once a week were more common. Display and use the sacramentals the Church has given us during your sessions. Especially use the sacramentals that are used in the liturgical celebrations of the Church.

Children can also be divided into groups to make different prayer responses.

Connect

HIGHLIGHT

Our words and actions can be a sign that helps others come to know God's love.

RESPOND

- Present the opening paragraph in your own words.
- Discuss "Praying with Actions" and invite the children to finish each line of the prayer.
- When everyone is finished, have them practice the actions and use them as they pray together.

CHOOSE

Have the children read "My Faith Choice" and write their decisions. Encourage them to put their choices into practice this week.

What Difference Does Faith Make in My Life?

Your words and actions can be signs of God's love. Your words and actions can help people believe and trust in God's love.

We use many different actions when we pray. Finish each line of the prayer. Pray your prayer with the actions.

Responses will vary.

Praying with Actions

With hands outstretched
I ask you, God, for

With bowed head
I thank you, God, for

With folded hands
I praise you, God, for

With hands raised high,
I show my love for you,
O God! Amen.

My Faith Choice



This week I will pray using both words and actions. I will say my prayer

- | | |
|--|--|
| <input type="checkbox"/> in the morning. | <input type="checkbox"/> after school. |
| <input type="checkbox"/> at dinnertime. | <input type="checkbox"/> at bedtime. |

102



Liturgy Tip

Gestures in Prayer. When we pray, we use gestures that express our reverence toward God. Special meaning is given to our prayers when we use such gestures as folded hands, bowing, and genuflecting. Have the children name gestures they use when they pray. List them on the board and add some of your own. Then have the children tell when or with what prayers they use gestures. Write their responses next to the gestures on the list.

*The Lord look upon you kindly and give you peace.
End the blessing by tracing a cross on each child's head.*

We Pray

We Pray as God's Family

Holding hands when we pray shows we believe we belong to the family of God. Form a circle, hold hands, and pray this prayer.

Leader: Let us pray together as God's family. We are your children, God. We love you.

All: We love you, God.

Leader: We are your children, God.

All: Thank you, God, for your blessings.



We Remember

Complete the sentences, using the words below.

sacraments actions love

- The words and actions of Jesus helped people to know God's _____
love
- We share in God's love when we celebrate the _____
sacraments
- The Church uses words and _____
actions to worship God.

To Help You Remember

- We worship God by using words and actions.
- We worship God when we celebrate the sacraments.
- The Holy Spirit helps us to celebrate the sacraments and worship God.

Grade 2 • Chapter 11 103

Pray

WE PRAY

- Gather the children in the prayer center. Remind them that we are a community of faith when we pray together.
- Tell them that as a sign that we are a community of faith we will stand, form a circle, and hold hands as we pray.
- Point out the responses to the children and rehearse them.
- Lead the prayer.

Review

WE REMEMBER

- On separate paper strips, write the words *worship*, *celebrate*, and *Holy Spirit*. Prepare enough strips so that there is one for every child. Hand one of the strips to each child.
- Write the three "To Help You Remember" statements on the board, leaving out the key words on the strips.
- Read each statement aloud, leaving out the key words.
- Invite each child who has the missing word to come to the front of the room and hold up the strips for all to see.
- Have the rest of the class say the word and then read the complete sentence together.
- Explain the review activity and allow time for all to finish.



Liturgy Tip

Children's Participation in Prayer. Children can take on various roles in prayer. Children can serve as prayer leaders from time to time. Be sure to prepare them for their role. Let them know a week ahead of time, or at least at the beginning of class, so they have time to rehearse their lines. Teach them simple gestures such as raising a hand to indicate to others when they are to join in a response. Other children can take the part of readers of Scripture passages. Children can also be divided into groups to make different prayer responses.

At Home

ENCOURAGE

Have the children carefully tear out pages 103 and 104 along the perforation. Encourage the children to share the pages with their families and to do the activities together. If they did not complete the review activity on page 103 by the end of the session, emphasize that they can complete it with their families.

VISIT FAITHFIRST.COM

- Share with the children the many activities on the *Faith First* Web site.
- Encourage the children to visit www.FaithFirst.com.

11 With My Family

This Week . . .

In chapter 11, "We Worship God," your child learned about worshipping God. By listening to and thinking about the Gospel story of Jairus's daughter (Mark 5:41-42), your child discovered that the words and actions of Jesus helped people come to believe and trust in God and in God's love for us. The Church uses special words and actions to celebrate the sacraments.

Through the celebration of the sacraments we worship God and we are made sharers in the life and love of God.

For more on the teaching of the Catholic Church on worship and the sacraments, see *Catechism of the Catholic Church* paragraph numbers 1066-1196.

Sharing God's Word

Read together the Bible story in Mark 5:41-42 about Jesus healing the daughter of Jairus or read the adaptation of the story on page 98. Emphasize that Jesus healed people to show them God's love.

Praying

In this chapter your child prayed using the gesture of holding hands. Read and pray together the prayer on page 103.

Making a Difference

Choose one of the following activities to do as a family or design a similar activity of your own.

- Talk about the sacraments that each family member has received. What words and actions do you remember from the celebration of each sacrament? Discuss the meaning of those words and actions.
- Name the people in your parish who are signs of God's love for your family. Tell how they are signs of God's love.
- Body language and gestures help us pray. This week hold hands when you pray as a family. Remember that you all belong to God's family as well as your family.



For more ideas on ways your family can live your faith, visit the "Faith First for Families" page at www.FaithFirst.com. Click on "Games" and make learning fun for your child.



Evaluate

Take a few moments to evaluate this week's lesson.

I feel (circle one) about this week's lesson.

- a. very pleased
- b. OK
- c. disappointed

The activity the children enjoyed most was . . .

The concept that was most difficult to teach was . . . because . . .

Something I would like to do differently is . . .

Before Moving On . . .

As you finish today's lesson, reflect on the following question before moving on to the next chapter.

What do I do to encourage and affirm the sense of humor I see in some of the children?

ENRICHING THE LESSON

Retelling Scripture Stories

Purpose

To reinforce the story of Jairus's daughter (taught on page 98)

Directions

Young children enjoy a variety of ways to retell Scripture stories.

- Divide the class into groups of three. Ask one child to be Jairus, another Jesus, and the third Jairus's daughter.
- Allow each group to practice retelling the story using their person.
- Have the groups present their retellings. After each presentation have the children give a silent cheer for each group.

Materials

none

Preparing Skits About Trust

Purpose

To reinforce that through our words and actions we show our love for God (taught on page 99)

Directions

Remind the children that our words and actions in everything we do show our love for God.

- Brainstorm with the children all the different activities they do during the week. Make a list of these on the board.
- In partners, have the children prepare a skit demonstrating how through the words and actions of one of these activities they show their love for God.
- Have the children present their skits and discuss other ways they can show their love for God.

Materials

none

Making a Sacrament Booklet

Purpose

To reinforce the words and actions of the sacraments (taught on page 101).

Directions

To prepare for this activity take four pieces of construction paper and staple them together on the short side. Make one booklet for each child.

- Pass out the booklets and have the children write *My Sacrament Booklet* in the center of the top cover sheet. Have them print their names in the corner.
- Have the children write the names of the seven sacraments on the back of the cover sheet. Tell them they can turn to page 101 to recall the names of the sacraments.
- Invite the children to look on page 101 in their books and draw something they know about one of the sacraments.
- Remind the children that as they work through the chapters in Unit 2 they will write and draw many more words and actions in their booklets.
- Collect the sacrament booklets and store them for the children.

Materials

booklets for each child
pencils, crayons or markers



Music Connection

- "Take the Word of God with You," C. Walker. *Rise Up and Sing (RUS)* #187.
- "Jesus' Hands Were Kind Hands," (Old French melody). *Singing Our Faith (SOF)* #170.
- "Friends, All Gather 'Round," J. Doucet/ C. Landry. *SOF* #233.
- "We Come to Your Table," C. Landry. *SOF* #237.