

Program Overview	OV-1
Planning Calendar	OV-14
Scope and Sequence	OV-16

Unit 1

God Calls Us to Faith	T1
------------------------------	-----------

Note to Families	T1a
------------------	-----

Chapter 1 God Calls Us	T2
------------------------	----

Chapter 2 God Gives Us Gifts	T12
------------------------------	-----

Chapter 3 We Are God's Holy People	T22
------------------------------------	-----

Chapter 4 God Called Mary	T32
---------------------------	-----

Chapter 5 Jesus Calls Us to Follow	T42
------------------------------------	-----

Unit 2

God Is Great and Good	T53
------------------------------	------------

Chapter 6 We Believe in God	T54
-----------------------------	-----

Chapter 7 God Is Powerful and Loving	T68
--------------------------------------	-----

Chapter 8 God Is Holy and Great	T78
---------------------------------	-----

Chapter 9 God Is Just and Merciful	T90
------------------------------------	-----

Unit 3

God's Plan Is a Plan of Love	T101
-------------------------------------	-------------

Chapter 10 God Created People to Share His Life	T102
---	------

Chapter 11 God Sent His Son Jesus to Live Among Us	T112
--	------

Chapter 12 Jesus Revealed the Kingdom of God	T122
--	------

Chapter 13 Jesus Came to Give Life	T132
------------------------------------	------

Chapter 14 God's Kingdom Is a Kingdom of Love	T142
---	------

**Unit 4**

Jesus Brings Us to the Kingdom of God	T153
--	-------------

Chapter 15 Jesus Suffered and Died for Us	T154
---	------

Chapter 16 Jesus Is Risen	T164
---------------------------	------

Chapter 17 Jesus Christ Is Lord and King	T176
--	------

Chapter 18 Jesus Gives the Spirit to the Church	T186
---	------

Chapter 19 We Belong to the Kingdom	T196
-------------------------------------	------

Unit 5

Jesus Is with Us on Our Way	T209
------------------------------------	-------------

Chapter 20 God Shares the Wondrous Life of Grace	T210
--	------

Chapter 21 The Holy Spirit Lives Within Us	T220
--	------


Chapter 22 God Blesses Contrite Hearts	T230
--	------

Chapter 23 God Forgives Us	T240
----------------------------	------

Chapter 24 God's Family Celebrates the Eucharist	T250
--	------

Chapter 25 The Eucharist Is a Gift	T260
------------------------------------	------





Special Seasons and Lessons T273

The Year in Our Church	T273
1 All Saints and All Souls	T274
2 Advent	T279
3 Christmas	T285
4 Lent	T289
5 Holy Week	T295
6 Easter	T300
7 Pentecost	T305
8 The Archangels <i>September 29</i>	T310
9 Saint Margaret Mary Alacoque <i>October 16</i>	T314
10 Thanksgiving	T318
11 The Immaculate Conception <i>December 8</i>	T322
12 Spread the Good News	T326
13 We Prepare a Class Mass	T332
Map The Lands of the Old Testament	T335
Map Palestine in the Time of Jesus	T336

What Catholics Should Know T337

What Catholics Should Know	T337
Prayer and How We Pray	T339
Prayers We Pray as Catholics	T340
The Rosary	T343
Mysteries of the Rosary	T345
Stations of the Cross	T346
Celebrating and Living Our Catholic Faith	T347
Living Our Faith	T351
The Bible and You	T356
Showing Our Love for the World	T357
Student Book Cover Prayers	T359

Saints and Feast Days T361

Calendar of Saints and Feast Days	T361
September	T362
October	T363
November	T364
December	T364
January	T365
February	T365
March	T366
April	T367
May	T368

The Catechist's Handbook T369

The Catechist's Handbook	T369
Profile of a Third Grader	T370
Areas of Growth	T371
The Catechist	T372
Tips for Good Catechesis	T374
What the Catechism Says to Catechists	T375
Techniques and Tools of Teaching	T376
Creative Activities	T382
Teaching Children with Special Needs	T384
Multicultural Awareness	T387
Assessment	T388
Catechist's Resources	T389
Parent-Catechist Meeting	T391
Music List	T393
Directory of Suppliers	T399
Online Resources	T401

Glossary T403

Index T409

Scripture Index T414

God Is Great and Good

Goals

The children will understand some of the characteristics of God.

The children will respond to God with love and respect and desire to be with God.

6 We Believe in God

God promised to free the Israelites, who were held as slaves by the Egyptians. In this chapter the children learn that God kept this promise through Moses. Realizing that God is always faithful to promises, the children are led to trust God and to pray with confidence for God's help. They become aware that just as the Israelites celebrated God's faithfulness during the Passover, so we celebrate it in the Eucharist.

7 God Is Powerful and Loving

God manifested his promise throughout the Israelites' journey to the Promised Land. Considering the incident at the Red Sea, the children learn the wisdom of relying on God, the all-powerful one. They recognize God's love in feeding his people with manna, and compare it to the Holy Eucharist. Realizing that God calls them to enter into a covenant of love, they are encouraged to respond as the Israelites did: "Everything the LORD has said, we will do." (Exodus 19:8)

8 God Is Holy and Great

God revealed himself as the holy one when speaking to Moses in the burning bush. The children come to know God as holy, great, all-knowing, and all-present. They grow in reverence for God and for God's name, as well as for other holy things as they review the Second Commandment. As their faith in the living God deepens, the children should strive to reflect God's holiness by acting more like Jesus.

9 God Is Just and Merciful

Justice and mercy are both characteristics of God's everlasting love for us. In this chapter the children learn that God is always just and merciful with us as God was with the Israelites. They become aware of the Father's justice and mercy as revealed by Jesus and as practiced by the saints. They review the unit.

We Believe in God

Faith Focus

God our Creator saved the Israelites from slavery to bring them to the Promised Land. Through his Son, Jesus, God saved the world from sin to bring us to himself.

Reflecting on the Faith Experience

Take a few moments to reflect prayerfully before preparing the lesson.

Listening

But the LORD said, "I have witnessed the affliction of my people in Egypt and have heard their cry of complaint against their slave drivers, so I know well what they are suffering. Therefore I have come down to rescue them from the hands of the Egyptians and lead them out of that land into a good and spacious land, a land flowing with milk and honey. . . . Come, now! I will send you to Pharaoh to lead my people, the Israelites, out of Egypt."

adapted from Exodus 3:7–8,10

Reflecting

Indifference to the sufferings of another is a grave injustice and shows a lack of love. Words and gestures that reach out to others express love. God's promises assure us that his love, which has destined us for a life of eternal happiness with God, will strengthen and guide us—leading us back to God when we have strayed.

God's fidelity, in spite of human infidelity to God, demonstrates the wisdom of placing all our trust in God. As the psalmist reminds us, to trust in the LORD is to have chosen the right path.

Trust in the LORD and do good that you may dwell in the land and live secure.

Find your delight in the LORD who will give you your heart's desire.

Those whose steps are guided by the LORD, whose way God approves, May stumble, but they will never fall, for the LORD holds their hand.

Psalms 37:3–4,23–24

How does my Catholic faith support and strengthen me in daily life?

Responding

Father, Son, and Holy Spirit, help the children know you better.

Scripture for Further Reflection

Luke 1:46–55 In the Magnificat, Mary praises God for his faithfulness and for keeping his promises to his people.

John 6:54; 11:25–26 Jesus promises that those who believe in him will live forever.

2 Corinthians 1:19–21 In Jesus all the promises God had made to his people were fulfilled. Whoever follows Jesus is filled with the riches of God's grace.

Preparing for the Faith Experience

Scripture in This Chapter

Genesis 12:7; 15:13–16 God's Promises to Abraham

Exodus 3–15 The Plagues and the Beginning of the Exodus

Exodus 12:11–13 The Passover Event

Catholic Social Teaching

- God's Creation
- Solidarity

Church Documents

Catechism of the Catholic Church.

The themes of this chapter correspond to the following paragraphs: 62, 193–195, 253–255, 1023–1029.

General Directory for Catechesis #85.

The Creed is a compendium of Scripture and of the faith of the Church. Studying the Creed nourishes the life of faith and equips us to explain our faith to the world.

National Directory for Catechesis #51.

Children should be taught respect for the continuing existence of God's covenant with the Jewish people and their faithful response to God's call.

Dogmatic Constitution on the

Church #2 (Vatican II). Throughout the history of Israel, God prepared the Church. It was made manifest in the present era and will be brought to glorious completion at the end of time.

Music in This Chapter

For a list of all the music suggested in this program, see page T393.

Enriching the Faith Experience

Use the activities at the end of the chapter to enrich a lesson or to replace an activity with one that better meets the needs of your class.

Before You Begin

1. Various versions of the creed were composed in the period between the second and fifth centuries of the Church's history.

The Apostles' Creed is a clear expression of the faith of the Christians in Rome during the first centuries of the Christian era. It continues to serve as a profession of faith for Christians today. It expresses our basic beliefs about the Father, Son, and Holy Spirit.





The Nicene Creed is a summary of Christian beliefs developed by the bishops at the first two councils of the Church, held in Nicaea in A.D. 325 and in Constantinople

in 381. It is the creed shared by most Christians in the East and in the West. It is the creed that we recite at Mass every Sunday.

2. When we pray the Apostles' Creed, we declare what we believe about God and about what God has done for us. The riches of God's gifts pass before our eyes: the mysteries of God's creative power, God's redeeming love, God's sanctifying presence with us, and God's plan for our eternal life with him. Since praying the Creed recalls the deeds of God's love, it enables the children to grow in their knowledge and love of God.

3. Christians inherit their belief in one God from our spiritual ancestors, the Jewish people. Surrounded by polytheistic cultures, the Hebrews promoted knowledge and worship of the one true God. Although they occasionally lapsed into idolatry, they preserved for us their faith in the God who revealed himself to them, made them his people, and saved them. Through creation we come to know some of God's marvelous attributes. Through our faith we come to know something of God's being. We learn of the Trinity, the incomprehensible mystery of the three Persons in one God.

Get-Ready Guide

Steps	Learning Outcomes The children will be able to	Action Plan	Materials
Centering 5–10 minutes  Pages 35–36	<ul style="list-style-type: none"> explain how the previous lesson relates to this one. explain what it means to profess our faith. identify the main truths that members of the Catholic Church believe. 	<ul style="list-style-type: none"> Welcome the children. Review the previous lesson. (T57) Page 35 and 36 <ul style="list-style-type: none"> Pray the psalm on page 35. Encourage the children to take home A Letter Home. Option: Do jigsaw puzzle activity. (T57) 	Puzzle pieces, cut as shown:  Masking tape for puzzle pieces; frame drawn on the board for the puzzle
Sharing 40–55 minutes  Pages 37–43	<ul style="list-style-type: none"> identify the Apostles' Creed as a means to express faith. describe God as three Persons in one and as our good Creator. describe how we can learn about God from his creation. describe how the Passover story shows God's faithfulness to his people. define the Words to Know. <ul style="list-style-type: none"> Apostles' Creed Hebrews Israelites mystery See the Glossary for definitions. 	Page 37 <ul style="list-style-type: none"> Read and discuss We Profess Our Faith in the Creed. Page 38 <ul style="list-style-type: none"> Read Mysteries of Our Faith and God Is Three Persons in One. Pray A Moment with Jesus. Page 39 <ul style="list-style-type: none"> Read God Our Creator Is Good and complete the activity. Pages 40 and 41 <ul style="list-style-type: none"> Read and discuss God Kept His Promises to the Israelites. Option: Have the children trace the Israelites' journey on the map. (T62) Page 42 <ul style="list-style-type: none"> Read God Keeps His Promises to Us. Option: Complete the activity We Can Grow in Faith. Pages 43 and 44 <ul style="list-style-type: none"> Discuss ways to grow in faith. (T63–T64) Option: Read Stand Up for Your Beliefs. 	Option: The Lands of the Old Testament map from the back of the student books. Option: Word puzzle written on the board: P _ _ _ _ _ E _ _ S _ _ _ _ S _ A E _ _ T _ S _ A _ _ A _ _ P _ S _ O V _ _
Acting 5–10 minutes  Page 44		Page 44 <ul style="list-style-type: none"> Option: Administer the Chapter 6 Quiz. Encourage the children to memorize the Apostles' Creed. Option: Make I Believe in God cards. (T65) Encourage the children to take home the Review page. 	Option: BLM 16 Quiz Option: Construction paper or tagboard, about 6 by 9 inches, for each child; crayons or markers

Additional Background

Nicene Creed—form of the creed professed at Sunday Mass

Passover—the feast celebrating the night when death took the firstborn of the Egyptians but passed over the Israelites.

Red Sea—sea the Israelites crossed safely as they escaped Egypt

Raamses—city in Egypt where the Israelites were held in slavery

Centering

1. Link the first unit to this one.

- ◆ Have the children find and read the title of the past unit. (*God Calls Us to Faith*) Ask:
- ◆ **Who are some people God called to believe in him?** (Abraham, Sarah, Ruth, David, Mary, Francis, Clare, Paul, us)
- ◆ **Today you will begin your study of what Catholics believe about God.**

2. Open this unit with prayer.

- ◆ **Let's begin our lesson with a reading from the Bible that tells us about God.**
- ◆ Have a child read the unit title, **God Is Great and Good**, on page 35. Then read Psalm 95:3–5 to the children or have three children read a line each.

3. Point out the A Letter Home.

- ◆ Have the children remove page 36 now or at the end of class.
- ◆ Invite them to share the Letter Home with their families.

4. **Option** Discuss jigsaw puzzles and show how we see a more complete picture when the main pieces are in place.

- ◆ **How many of you have put picture puzzles together?**
- ◆ **The easiest way to put a puzzle together is to begin with the key pieces. Once these are in place, it's easy to build out from them.**
- ◆ **The main truths God has revealed to us are like the key pieces of a puzzle. We start with them and then build out to get a more complete picture of God's great goodness and love. However, we can never know everything about God. He will always be the holy mystery to us.**

5. Introduce the main truths God has revealed.

- ◆ **Option** Ask four children to select a puzzle piece from your hand, read it, and then tape it into the frame. When all four pieces are in place, ask:

A Letter Home

Dear Parents and Family,

Getting to know God is a lifelong adventure. So much about him is revealed in Scripture, in our Catholic tradition, and in the life stories of saints. In Unit 2, the children will study the basic truths of our faith in the Apostles' Creed. They will learn some of the characteristics of God, then discuss how to respond to him with love and respect.

The children will meet God as Creator, and they are encouraged to trust his will. They will hear Old Testament accounts of God's relationship with his people whom he created and the saving deeds he performed for them. The lessons establish the connection between God as visible in creation, then as perfectly revealed in the teachings and saving deeds of Jesus, which are articulated in the New Testament.

In Chapter 6, "We Believe in God," the children will learn the Apostles' Creed and the central mysteries of our faith. You might add the Apostles' Creed to your own family prayers. You can find it on the inside front cover of your child's book. You can also find it under Catholic Tradition within the Resources section at www.ChristOurLife.org.

Trust in God is encouraged in the story of his promise to Moses and the Israelites. The children learn the wisdom of relying on God, who is both powerful and loving. They also come to know God as he has always known, and all-present. They will grow in reverence for God as they name as they review the Second Commandment. (You should name of the Lord your God in vain.)



The unit concludes with an examination of justice and mercy, characteristics of God's everlasting love for us. The children God shares with us today the same justice and mercy that God showed to Israelites so long ago. They will also discover examples from the lives of saints. If you use the words *justice* and *mercy* to identify the characteristics of God they are lived out in your family, you will help make them real.

At the end of each chapter in this unit, the children will review the chapter along with the Building Family Faith feature gives you a quick review of what your child has learned. Practical ways to reinforce the lesson at home so that the children may benefit. At the end of the unit, the children will bring home a Family Feature handout to help nurture the family's faith.

Visit www.christourlife.org/family for more family resources.

36 UNIT 2 God Is Great and Good

- ◆ **What are the main truths God has revealed?** (The Father is God; the Son is God; the Holy Spirit is God; God's Son, Jesus, founded the Church.)
- ◆ **Today you will learn a prayer that tells God we believe these truths. As I read it, listen for the truths we believe.**



Sharing

1. Explain the meaning of *profession of faith*.

♦ When we say what we as Catholics believe about God, we **profess our faith**. [Write *profess* on the board.] We call what we say a **profession of faith**. [Write the phrase on the board.] To **profess our faith** is to say publicly what we believe. We profess our faith in words, but we also profess our faith by our actions.

♦ What do we show we believe in when we make the Sign of the Cross? (We believe in God the Father, the Son, and the Holy Spirit.) When we forgive those who hurt us and when we are kind and helpful, we show we believe what Jesus taught us.

♦ When the Church was beginning, people who wanted to become Christians made a public profession of faith to show that they truly believed in Jesus and in all the things his Church taught. The words they said were called a **creed**. [Write *creed* on the board.] *Creed* comes from a Latin word [*credo*] that means "I believe."

♦ Over the years the Church has composed several creeds that contain our Catholic beliefs. One is the Apostles' Creed. Why do you think it is called this? (It contains what the apostles taught.)


♦ One special time we recite the Apostles' Creed is at the beginning of the Rosary.

♦ We pray another creed at Sunday Mass. It is called the Nicene Creed. It contains the same main truths taught in the Apostles' Creed.

2. Explain what we profess in the Creed.

♦ In the Creed we state that we believe in God and in the main truths God has revealed.

♦ We believe that there are three Persons in one God. God is the Father who created everything in heaven and on earth. God is the Son who redeemed us. God is the Holy Spirit who makes us holy.



CHAPTER
6

We Believe in God

Apostles' Creed

I believe in God,
the Father almighty,
Creator of heaven and earth,
and in Jesus Christ, his only Son, our Lord,
who was conceived by the Holy Spirit,
born of the Virgin Mary,
suffered under Pontius Pilate,
was crucified, died and was buried;
he descended into hell;
on the third day he rose again from
the dead;
he ascended into heaven,
and is seated at the right hand of God
the Father almighty;
from there he will come to judge the
living and the dead.

I believe in the Holy Spirit,
the holy catholic Church,
the communion of saints,
the forgiveness of sins,
the resurrection of the body,
and life everlasting. Amen.

We Profess Our Faith in the Creed

At each Sunday Eucharist the priest invites us to profess, or declare, our faith. We, as people of God, stand and pray the Creed.

The form of the Creed that we pray at Mass is called the Nicene Creed. Another form is the Apostles' Creed.

A creed tells what we believe as Catholics. By praying the Creed, we profess our belief in the great mysteries of our faith.



♦ We believe in the catholic church, founded by God's Son, Jesus.

3. Have the children read aloud **We Profess Our Faith in the Creed** on page 37.

- ♦ Be sure to highlight the Glossary words *Apostles' Creed* and *creed*.
- ♦ Direct the children to the Glossary for the definitions.

4. Direct the children to read **Mysteries of Our Faith** on page 38 and work the activity.

- ✦ When we pray the Creed, we name the truths God has revealed and that the Church teaches. We call these great truths **mysteries**. [Write *mysteries* on the board.]
- ✦ A mystery is a truth we cannot completely understand. With God's help we can understand the mysteries better, but never completely.
- ✦ The mysteries we believe are so great that we couldn't even know about them unless God revealed them. One great mystery is that there are three divine Persons in the one true God.

5. Have the children read **God Is Three Persons in One** on page 38.

- ✦ The Trinity is a great mystery of our faith. No matter how hard you think about it, you will never understand how there can be three Persons in one God.
- ✦ The important thing is to realize that all three Persons—Father, Son, and Holy Spirit—are good, and they love us.

6. Invite the children to take a few minutes to praise God using **A Moment with Jesus** on page 38.

- ✦ When we see how great God is, we want to praise God with all our heart and soul.
- ✦ Lead them through **A Moment with Jesus**. Then comment:
- ✦ Did you ever have something happen to you or see something so wonderful that you felt close to God and were full of praise for God? Can you tell us about it?

Mysteries of Our Faith

A **mystery** is a religious truth we cannot completely understand with our minds. With God's help we can begin to understand it with our hearts. Everything that we believe, say, and do as Catholics comes from these great mysteries.

Complete the missing words to tell the main truths God has revealed.

1. God is the F a t t h e r , who created all things.
2. God is the S o n , who redeemed us by his death and Resurrection.
3. God is the Holy S p i r i t , who makes us holy.
4. The C h u r c h was founded by Jesus to teach us and to make us holy.

God Is Three Persons in One

One of the great mysteries of our faith is that there are three Persons in God. We call this the mystery of the Trinity: God is Father, Son, and Holy Spirit. All three Persons are great, good, and loving. We praise and thank the one God in our prayer.



A Moment with Jesus

Read the Scripture passage quietly.

As high as the heavens are above the earth,
so high are my ways above your ways,
and my thoughts above your thoughts.

Isaiah 55:9

Thank Jesus for helping us know God's mysteries better.




7. **Option** Tell a story to show that we can learn about people from their actions.

✦ Suppose Tom was in the hospital because he fell and broke his arm. Julie, who lived next door to Tom, made a beautiful get-well card and sent it to him along with one of her favorite games.

✦ What do you know about Julie from this story? (She is kind, thoughtful, loving, and generous.)

✦ We can learn what people are like from what they do.

8.  Have the children read **God Our Creator Is Good** on page 39 and discuss how we learn about God from his creation.

 **God's Creation**

✦ One of the first things the Bible tells us about God is that he made all of creation.

✦ Have the children do the activity that follows. Discuss their answers. Comment:

✦ God is a mystery to us. God is so great we can never understand him. But we can look at what God does and find out about God. We can look at the creation God has made and learn something about God.

✦ Close your eyes and think of someone you know who is very kind. [Pause.] God, who made that person, is even more kind.

✦ Think of someone who loves you a lot. [Pause.] God, who made that person, loves you even more.

✦ God's people show us what God is like. God is all the wonderful things we see in people, yet God is even better.

✦ Although we can learn much about God from creation, there is a better way to know what God is like. Can you guess what it is? (to learn about Jesus, who is God and who taught us about the Father)

✦ We believe that there are three Persons in one God. God is the Father who created everything in heaven and on earth. God is the Son who redeemed us. God is the Holy Spirit who makes us holy.

God Our Creator Is Good

We believe God made all of creation. God made the universe and the planets and the stars. He made all the creatures, plants, and rocks on earth. His most special creation was the human family. God made us in his own image. He made us because he loves each one of us.

When God made the universe, he was happy with all his creation. So everything we see tells us something about him.

Look at the pictures of God's creation. What can you learn about God from each one? Write a word below each picture that says how it makes you feel about God.




9. **Option** Help the children recall what they know about God's Chosen People.

- **Who were God's Chosen People in the Old Testament?** (the Israelites)
- **When God first called the Israelites to be the Chosen People, God made some promises to Abraham. What were they?** (Abraham's children would be as many as the stars in the sky; God would give the Chosen People a special land.)
- **What land did God promise Abraham?** (Canaan)
- **God kept these promises.**

10. Direct the children to read page 40 to learn about God's people in Egypt. Then ask:

- **Why did Pharaoh make the Israelites slaves?** (He was afraid they would become too powerful.)
- **Who was the person God chose to lead them out of slavery?** (Moses)



God Kept His Promises to the Israelites

To Abraham, the father of the Chosen People, God had promised,

"I will give this land of Canaan to your children."

adapted from Genesis 12:7

After many years the children of Abraham moved to Egypt. The Bible refers to the children of Abraham as the Hebrews and later as the Israelites. Pharaoh, the king of Egypt, became afraid of them. He thought they might become too powerful, so he made them slaves.

The Israelites were slaves in Egypt for many years. Then God chose Moses to lead them to freedom.

11. Direct the children to read the next two paragraphs about our journey.

- Who is with us on our journey?
- How is he with us today? (through the Holy Spirit)
- How does Jesus help us on our journey? (He gives us the way he helps us when we meet temptation.)
- Jesus takes care of us through the Holy Spirit working in us, in the Church, and in other people. Do you remember a time when Jesus helped you and took care of you? (Can you tell us about it?)
- Before he died, Jesus promised to prepare a place for us in his heavenly kingdom. If we do what Jesus tells us and trust him to help us, we will reach the place he has prepared for us.
- What do you think happens is like? (In heaven we will live with God forever and be happy. We will



- This seed reminds us of the new life that you will have. What does it remind you of? (It reminds us of the Holy Spirit, who will help us grow strong and faithful, just as a seed should grow roots and become a strong plant.)
- We have many things that we can share with others. We can share more of our life with others.

18. Direct the children to develop the same idea.

- Ask the children in order to grow up to be good answers on the next page. (Discuss: We need these things to help our life of faith grow too.

11. Ask volunteers to read page 41.

- ♦ **What did God tell Moses to do?** (lead the people out of Egypt; tell Pharaoh)
- ♦ **Did Pharaoh let the Israelites go when Moses gave him God's message?** (No.)
- ♦ **What did Pharaoh do instead?** (He made them work harder.)
- ♦ **What was the last sign God promised to work so that the Egyptians would let the Israelites leave their land?** (The firstborn sons would die.)
- ♦ **How were the Israelites to prepare for this great deed of God?** (put lamb's blood on their doors)
- ♦ **Did God keep the promise to bring his people back to Canaan?** (Yes.) **How do you think his people felt?** (happy, grateful)

12. Relate the Passover celebration to this event.

- ♦ **The Israelites were so grateful to God for keeping his promise and freeing them from slavery that they remembered this event every year in a great feast. Do you know what they called it?** (Passover)
- ♦ **Why is that a good name for this feast?** (The houses marked with the blood of the lamb were passed over. That night the Israelites passed over from slavery to freedom.)
- ♦ **How does the story of the Passover fit in our book called *We Believe*?** (The story tells how God kept his promise to the Israelites. We believe that God keeps promises.)

13. **Option** Have the children study the map **The Lands of the Old Testament** in the back of the student book. See page T335.



The story the Jewish people tell about their escape is in the Bible. In this story God spoke to Moses from a flaming bush. God said,

"I have seen how my people suffer in Egypt. Now I have come to free them. I will bring them into a good land, the land of Canaan. You must lead my people out of Egypt. Tell Pharaoh what I have said."

adapted from Exodus 37-10

Moses told Pharaoh God's message, but Pharaoh wouldn't let the Israelites go. Instead he made them work even harder. Moses warned Pharaoh that terrible things would happen, but Pharaoh still refused to free his slaves.

God sent many signs of his power. Even then, Pharaoh wouldn't let God's people go. Finally, God told Moses to prepare his people for one more sign. Each family should kill a lamb and put its blood on the door of the house. God said,

"It is the Passover of the Lord! This night every first-born son will die. But the blood will mark the houses where you are. Death will pass over you."

adapted from Exodus 12:11-13

That night every oldest son died—but the Israelites were passed over. Then Pharaoh and all the Egyptians begged them to leave. God helped Moses lead his people across the Red Sea through the desert to Canaan.

God is good and faithful to all of us. He made promises to us that he will keep, just as he kept his promise to the Israelites.



We Believe in God CHAPTER 6 41

- ♦ **Locate Egypt.** Can you find the area in the north called Raamses? Raamses is where the Israelites lived in slavery.
- ♦ **The arrow and dotted line trace the route the Israelites probably took from Egypt to the Promised Land. How can you tell from this route that they had to trust God?** (The route was long; they had to cross the Red Sea and the Jordan River; they had to walk; they met enemies on the way.)

14. Have the children read the first paragraph of **God Keeps His Promise to Us** on page 42.

- ✦ What did God promise to do for us? (send us a savior who would save us from sin)
- ✦ A story in the Bible tells us about this promise. The story says that after Adam and Eve sinned, God promised to send us a savior who would lead us to heaven.
- ✦ God made this promise because sin makes us slaves. God loves us and wanted to free us. Sin keeps us from loving God and others. It keeps us from entering our heavenly home.
- ✦ Do you remember how God kept this promise? (God sent his Son; Mary agreed to be his mother.)
- ✦ Jesus came to save us from sin through his suffering, death, and Resurrection. He offered us a share in God's life and a place in his heavenly home. But Jesus also taught us that there are things we ourselves must do to share in his life and enter the Kingdom of Heaven. What are these things? (love God and one another)

15. Direct the children to read the next two paragraphs about our journey to heaven.

- ✦ Who is with us on our journey? (Jesus)
- ✦ How is he with us today? (through the Holy Spirit)
- ✦ How does Jesus help us on our journey? (He shows us the way; he helps us when we meet temptation.)
- ✦ Jesus takes care of us through the Holy Spirit working in us, in the Church, and in other people. Do you remember a time when Jesus helped you and took care of you? Can you tell us about it?
- ✦ Before he died, Jesus promised to prepare a place for us in his heavenly kingdom. If we do what Jesus tells us and trust him to help us, we will reach the place he has prepared for us.
- ✦ What do you think heaven is like? (full of God, goodness, love, and joy) In heaven we will live with God forever and be happy. We will

God Keeps His Promise to Us

God promised to send us a Savior. God kept this promise. He sent his Son to save us from sin. His name, *Jesus*, means "God saves." Jesus' suffering, death, and Resurrection freed us from sin. He won eternal life for us. That means that we can live forever with God.

Now we are God's people, on a journey to be with him forever. Jesus shows us the way through the Holy Spirit. He helps us overcome temptations. Jesus has a place ready for us in heaven.

Our journey is like that of the Israelites. As God kept his promise to them, he will keep his promise to us. God will lead us to eternal life if we trust in his promise and do what he tells us.




42 UNIT 2 God Is Great and Good

also enjoy the friendship and love of the angels and saints, including all the people we knew and loved who are now in heaven.

- ✦ Who are some people you look forward to seeing one day in heaven?

16. **Option** Direct the children to work **We Can Grow in Faith** on page 42. Ask a child to read the last paragraph aloud.

17. **Option** Draw a seed on the board and compare it to faith.



We Can Grow in Faith

Complete these sentences about ways we grow in faith. Use the words in the Word Bank.

WORD BANK

profess	Holy Communion
help	prayer
obey	Church
Bible	

1. We read God's Word in the _____ **Bible** .
2. We receive **Holy Communion** at Mass.
3. We listen when the _____ **Church** _____ teaches us.
4. We tell what we believe as Christians, or we _____ **profess** _____ our faith.
5. We exercise our faith when we _____ **obey** _____ God.
6. We live our faith when we _____ **help** _____ others.
7. We speak to God and listen to God when we _____ **pray** _____ .


Studying your faith helps it grow. This book will help you learn what Catholics believe.

- ✦ This seed reminds us of the new life we received at Baptism. What is this new life? (grace, God's life)
- ✦ We begin to live a new life at Baptism, but it should grow strong and develop, just as a seed should grow roots and become a strong and healthy plant.
- ✦ Saint Paul tells us we should be "rooted in Christ." [adapted from Colossians 2:7] **Rooted in Jesus, we can share more in God's life every day.**

18. Discuss what it means to develop our faith.

- ✦ Ask what a child needs in order to grow up healthy. List the answers on the board. (good food, care, education, love, exercise) Discuss:
- ✦ We need these things to help our life of faith grow too.

- 11. **What special food strengthens and nourishes our life of faith? (Holy Communion) What might happen if we never received Jesus in Holy Communion?** (We might not be strong enough to live in love as Christians should.)
- 12. **What wise choices have your parents taught you to make?**
- How does the Church help us make good choices?** (It teaches what is good; at Mass the priest explains how to live the Gospel.) **We should listen well when the Church teaches so that we learn to make wise decisions as Catholics. How else can you learn about God?** (from religion class, the Bible, and books about religion)
- How do we become friends with someone?** (by talking to that person, by doing things together, by sharing.) **How do we grow in friendship with God?** (by praying)
- Exercise develops strong muscles. When a person doesn't use his or her muscles, he or she becomes soft and weak. It's the same with our faith. Our faith becomes stronger when we put it to work. How do we do this?** (by doing what God has asked, by obeying God with love)

19.  Explain that we also grow in faith by the good works we do. ✚ **Solidarity**

- ✚ We can also grow in our faith by doing good acts. We do good acts because we love God and know they will please God. For example, if you share your lunch with someone who forgot his or her lunch or help someone who dropped his or her books because you know God wants you to, you help God's life grow stronger in you.
- ✚ Can you think of some things you already do each day or could do to exercise your faith?



These children are living their faith by participating in a religious procession.

Stand Up for Your Beliefs

We are called to profess our faith by what we say and do. Sometimes this takes courage. What are some times when we need courage to profess our faith? Who are people that showed courage by living their faith?

Checking Your Understanding

Put the words in order to form sentences about God. Write the sentences on the lines.

1. **One almighty God created everything**
_____ created One everything God almighty
2. **There are three Persons in one God**
Persons God three There are in one
3. **God keeps all his promises**
promises keeps God his all
4. **God wants us to trust and obey him**
God us trust wants to him obey and

We Believe in God CHAPTER 6 43

20. **Option** Lead the children to realize that actively living our faith is not always easy, but we can trust that God will keep his promises.
- ✚ We've learned many different ways to profess our faith. We profess our faith when we pray the Apostles' Creed. We also profess our faith by serving others and by standing up for what is good.
 - ✚ Sometimes it is not easy to stand up for what we believe. It can feel lonely sometimes, but we can trust that God will keep his promises. We can trust in his friendship and love.
 - ✚ Have the children read **Stand Up for Your Beliefs** on page 43.


21. **Option** Review using the following riddles.

- ✚ Let the child who gives the correct answer print the missing letters in the puzzle on the board.
- ✚ I am the leader of the Israelites. God sent me to free his people from slavery in Egypt. Who am I? (Moses)
- ✚ We are the children of Abraham. God freed us from slavery in Egypt. Who are we? (Israelites)
- ✚ I am the land God promised to give his people. What's my name? (Canaan)
- ✚ I am the feast that recalls how God freed his people from slavery in Egypt. What am I? (Passover)

Acting

- Option BLM 16** Distribute BLM 16 **Chapter 6 Quiz**. Use this opportunity to assess the children's understanding of the main concepts of the chapter.
- Encourage the children to memorize the Apostles' Creed.
 - Point out the prayer on the inside cover of their books. This prayer can be found on page T359 of the teacher's guide.
 - Tell them they may color the cross by the Apostles' Creed when they know it by heart.
 - Play "We Believe" (*Rise Up and Sing*).

- Option** Distribute the strips of construction paper or tagboard and have the children make cards.
 - Show the children a sample card you made ahead of time.
 - Have them print the phrase *I believe in God* on the cards and decorate them with a picture of creation that reminds them of the goodness of God.



- Lead the children in prayer.
 - Pray together We Respond on page 44.
- At the end of class, have the children tear out page 44. Encourage them to share Building Family Faith with their families.

6

Review

We Remember

Where are the main truths of our faith found?

The main truths of our faith are found in the Creed.

What does God promise us?


God promises that those who believe in him and obey him will live with him forever in heaven.

Words to Know

Apostles' Creed
creed
Hebrews
Israelites
mystery

We Respond

Jesus, I hope in you.



Building Family Faith

CHAPTER SUMMARY The chief truths of the Catholic faith are found in the Creed. One of the most important of these truths is that God is faithful to us. He keeps his promises.

REFLECT

Jesus told us: "I am the resurrection and the life; whoever believes in me, even if he dies, will live, and everyone who lives and believes in me will never die. Do you believe this?"

John 11:25–26

• What is the right response to a God who keeps his promise?

PRAY

"The promises of the Lord I will sing forever."
Palm 89:2

DO

Play the Apostles' Creed together.

Visit www.christianlife.org/family for more family resources.

44

CHECKPOINT



- Do the children sense the awesomeness of God's great mysteries?
- Were the learning outcomes achieved?
- What do the children's responses reveal about their concept of God?
- How well did the children interpret the events associated with the Passover?
- What indications are there that the children turn to God when they need help?

Chapter 6

Enriching the Faith Experience

Use the following activities to enrich a lesson or to replace an activity with one that better meets the needs of your class. For additional enrichment ideas, such as preparing for the Sunday Scripture readings or using activities on the Christ Our Life Web site, see page T390. For activities related to the liturgical season, see Special Seasons and Lessons, which begin on page T273.

1. Teach gestures for the Apostles' Creed.

- ✦ **I believe in God, the Father almighty,** [Look up; raise both arms upward.]
- ✦ **Creator of heaven and earth,** [Bring your arms down, making a circle with them as you do so.]
- ✦ **and in Jesus Christ, his only Son, our Lord,** [Lower your hands and bow your head.]
- ✦ **who was conceived by the Holy Spirit,** [Cross both your arms over your heart.]
- ✦ **born of the Virgin Mary,** [Form a cradle with both arms.]
- ✦ **suffered under Pontius Pilate, was crucified, died and was buried;** [Stretch your arms to the side to form a cross; lower your arms and bow your head.]
- ✦ **he descended into hell;** [Extend your arms to the front and bow until they nearly reach the floor.]
- ✦ **on the third day he rose again from the dead;** [Stretch your arms straight out in front with palms upward.]
- ✦ **he ascended into heaven,** [Lift your head; raise your arms above your head.]

- ✦ **and is seated at the right hand of God the Father almighty;** [Turn to the right; extend both arms and bow.]
- ✦ **from there he will come to judge the living and the dead.** [Take one step forward and stretch your arms to form a circle.]
- ✦ **I believe in the Holy Spirit,** [Cross your arms on your heart.]
- ✦ **the holy catholic Church,** [Form a steeple with both hands.]
- ✦ **the communion of saints,** [Join hands with a classmate.]
- ✦ **the forgiveness of sins,** [Face your neighbor. Make the Sign of the Cross with your hand.]
- ✦ **the resurrection of the body,** [Bring your hands on both sides of your head and then slowly let your arms fall to their lowest natural position.]
- ✦ **and life everlasting. Amen.** [Extend your arms to the side. Hold this position for the Amen.]

2. **BLM 14** Have the children work **BLM 14 Jesus' Promises** to reveal Jesus' promises to us.

- ✦ When the children are finished, have a child read each message aloud. Comment:
- ✦ **We have faith that Jesus will keep the promises he made to us. We grow in our faith every day since the day we were baptized.**

3. **BLM 15** Guide the children in completing **BLM 15 Promises** to review the promises God made to the Israelites and to us.

- ✦ [First box] **Read to find out how God's promise to the Israelites was like God's promise to us.**
- ✦ **What is it that makes us slaves? (sin) Print *sin* in the box under "Slavery in Egypt" and draw a picture of the Israelites in slavery.**

- ✦ [Second box] **Read how the Israelites reached freedom from the Egyptians and how we are freed from sin. What word will you print? (Baptism) Draw a picture of the Israelites passing through the Red Sea.**
- ✦ [Third box] **Read to find out how our journey on earth is like the journey of the Israelites through the desert.**
- ✦ **What enemies do we face on our journey to heaven? (temptations) Print temptations under "Journey Through the Desert" and draw a picture of the desert.**
- ✦ [Last box] **Read about Canaan, the land at the end of the Israelites' journey, and heaven, the end of our journey.**
- ✦ **God promised us heaven, but we must do something to reach it. What must we do? (trust and obey God) Print heaven under "Arrival in Canaan" and draw a picture of Canaan.**

4. Let the children dramatize the Passover story. Choose volunteers to be Moses, Pharaoh, and the voice of God. The rest of the class may be Israelites. Ask for ideas of what the characters might say in the following scenes. During the play the characters will ad-lib the dialogue.

- Scene 1: God's Call of Moses
- Scene 2: Moses with Pharaoh
- Scene 3: Moses Gives Directions for the Passover
- Scene 4: Passover Night

Each scene may conclude with a song or refrain. Let the class decide what songs would be appropriate endings for each scene.

- ✦ Turn the land God promised to give his people. Whose name? (Canaan)
- ✦ I am the feast that recalls how God freed his people from slavery in Egypt. What am I? (Passover)

✦ Have the children read **Stand Up for Your Beliefs** on page 41.

5. Divide the children into groups.

Let each group select one way to grow in faith and plan a skit for the class. After each presentation, have the class members tell what they think the children were trying to say.

6. Have the children draw cartoons illustrating situations from daily life in which two people react in opposite ways, one selfishly and the other like Christ.

7. Have one or two children pretend they are television news reporters interviewing the Israelites as they march out of Egypt. Ask a few children to take the parts of the Israelites being interviewed.

8. Have the children illustrate a scene from one of the events presented during the lessons.

9. Divide the class into groups. Have each group make a large map showing the journey of the Israelites from Egypt to the Promised Land. Then tell them to label the places and draw scenes of the important events. Each group should be ready to explain its map to the class.

10. Tell the story of Saint Paul Miki and the martyrs of Japan.

Saint Paul Miki

Being a Christian has never been easy. At times Christians have been put in prison for believing in God. Many have died rather than give up their faith. We call those who die for believing in Jesus martyrs.

Several hundred years ago, 26 people were crucified on a hill, now called the Holy Mountain, near Nagasaki in Japan. Among them were priests, religious brothers, women, men, and even three young boys. They died for believing in Jesus and his Church.

Paul Miki, a Japanese Jesuit brother, was one of them. He had preached the Gospel in Japan when Catholics began to be attacked. Paul and his companions were arrested and condemned to be crucified. Paul showed his great faith while hanging on the cross. He said that he was dying for the Gospel he preached. Since his religion had taught him to forgive his enemies, he gladly forgave the emperor and all those who put him to death. He encouraged those who were dying with him to be brave. Before he died, he even begged those who crucified him to be baptized and become Christians so that they could be saved.

God rewarded Saint Paul Miki and the other martyrs who suffered and died in Jesus' name. They are now happy with God in heaven.

Before You Begin

1. Throughout the Old Testament, God manifested his power to his people. The crossing of the Red Sea is an outstanding example of this, and it helps us see the fullness of mercy and the freedom of grace to the almighty God.
2. The Israelites experienced God's love and care throughout their journey in the wilderness. They were given manna to eat and water from the rock when they were thirsty. Moses and Aaron acted as their leaders, and they were called into a covenant relationship with their

God. In the New Testament, God in Jesus Christ fulfilled God's commands. After a time, prophets spoke of a covenant to be written in hearts rather than on stone. The Old Testament covenant culminated in the New Covenant founded on the sacrifice of Jesus. Through Baptism and participation in the Eucharist, we, the new People of God, are united with God as sons and daughters.

God's love knows no bounds. It shines through all God's powerful acts and is reflected in his providences which touch the most minute details of our lives. In this celebration, the children see how God's love surrounds them and is always with them, along with God's promise to save them. In the Litany of Love, some children may make spontaneous expressions of love, opening their hearts and responding to God's love in their own fashion.