

CONTENTS

ABOUT CALL TO FAITH

Opening Prayer	iv
Program Philosophy	v
Sources of Catholic Wisdom	v–vi
Catechetical Approaches	vii–viii
Generations of Faith and Call to Faith	ix
Catechetical Process	x
Program Scope and Sequence	xi–xv
People of Faith	xvi
Prayer and Worship	xvii
About the Learner	xviii
Catholic Social Teachings	xix
Multiple Intelligences	xx
Reaching All Learners	xxi
Sustaining Your Spirit	xxii
Planning the Year	xxiii
Program Components	xxiv–xxv
Student Edition TOCs	xxiv–xxvii

STUDENT LESSONS

Opening Chapter	1A
Seasonals	6A
Core Chapters	40
Catholic Source Book	292A

ANSWER KEYS	A1
-----------------------	----

Grade 6 Contents



SEASONAL LESSONS & CELEBRATIONS 6

- ▶ **Ordinary Time:** Presentation of Mary 8
- ▶ **Advent:** Anticipation 12
- ▶ **Christmas:** Season of Peace 16
- ▶ **Ordinary Time:** Called to Love 20
- ▶ **Lent:** Lenten Preparation 24
- ▶ **Triduum:** Story of Salvation 28
- ▶ **Easter:** Witnesses 32
- ▶ **Pentecost:** The Holy Spirit 36

UNIT 1 REVELATION 40

- Chapter 1: God Speaks 41
- Chapter 2: In the Beginning 51
- Chapter 3: God's Faithfulness 61
- Faith in Action!** 71

UNIT 2 TRINITY 76

- Chapter 4: Invitation to Faith 77
- Chapter 5: God's Saving Action 87
- Chapter 6: Called to Faithfulness 97
- Faith in Action!** 107

UNIT 3 JESUS CHRIST 112

- Chapter 7: Leaders for God's People . . 113
- Chapter 8: God's Wisdom 123
- Chapter 9: The Promised One 133
- Faith in Action!** 143

UNIT 4 THE CHURCH 148

- Chapter 10: Good News 149
- Chapter 11: The Church Begins 159
- Chapter 12: The Church Community . . 169
- Faith in Action!** 179

UNIT 5 MORALITY 184

- Chapter 13: The Law of Love 185
- Chapter 14: Justice and Peace 195
- Chapter 15: Sin and Forgiveness 205
- Faith in Action!** 215

UNIT 6 SACRAMENTS 220

- Chapter 16: Baptized for Mission 221
- Chapter 17: The Call to Ministry 231
- Chapter 18: Together in Love 241
- Faith in Action!** 251

UNIT 7 KINGDOM OF GOD 256

- Chapter 19: All the Faithful 257
- Chapter 20: Christians as One 267
- Chapter 21: A New Creation 277
- Faith in Action!** 287

CATHOLIC SOURCE BOOK 292

- Scripture 292
- Creed 297
- Liturgy 301
- Morality 304
- Prayer 312
- Words of Faith 320
- Index 324



Unit 2 Trinity

In this unit you will...

learn that God invites all humans on a journey of faith. The Old Testament reveals the way God's people experienced his saving actions on their faith journey. God the Father continued his saving work by sending his Son, Jesus. Jesus teaches us to love as he loves. He establishes a new covenant at the Last Supper, and by his life, death, Resurrection, and Ascension he fulfills the covenant first established with the Israelites.



4



5




6

Faith in Action!

Catholic Social Teaching Principle:
Life and Dignity of the Human Person

76



UNIT 2 OPENER

Preview Unit Theme

Tell students that Unit 2 is about the Trinity.

- Read aloud the text on page 76 of the student edition. Tell students they will learn more about these things in the next three chapters.
- Ask students what they think God's covenant with the Israelites was.
- Invite volunteers to share ways they can follow Jesus' teachings to love others.
- Explain to students that Catholic social teaching calls us to reach out to those imprisoned by loneliness, illness, or injustice.

Overview

Faith Focus

- God calls you on a journey of faith toward salvation. (CCC 176–184)
- The path toward salvation is paved with prayer, which allows the Holy Spirit to lead you away from the slavery of sin. (CCC 2570–2572)

Catechism Connection

The *Catechism* emphasizes the necessity of faith for salvation. (CCC 183)

GDC Link

According to the *Directory*, teaching about prayer is one of the fundamental tasks of catechesis. (GDC 85)

Invitation to Faith

CHAPTER BACKGROUND



He [Abraham] did not doubt God's promise in unbelief; rather, he was empowered by faith and gave glory to God and was fully convinced that what he had promised he was also able to do.

Romans 4:20–21

The Gift of Faith

Abraham's story vividly describes how one person walked a journey of deep faith. Imagine the faith it took for Abraham to go willingly to a strange land when God called him to do so. Abraham believed God's promise that Sarah would bear a son, even though both Abraham and Sarah were quite old. When God asked Abraham to sacrifice Isaac, Abraham was determined to do it until God blessed him for his faith by sparing Isaac.

The kind of faith shown in Abraham's life is a gift. The same gift of faith is offered to all people. The truly extraordinary part of Abraham's story is his perseverance in his faith in God even in the worst circumstances. Faith also involves freedom. You are always free to accept or reject the gift of faith that God offers you.

The Prayer of Faith

One response to accepting the gift of faith is prayer—honest and loving communication with God. Abraham's first words of prayer are a reminder to God of his promises. As it did with Abraham, faith brings you to prayer and prayer brings you to faith. People of faith become more intimate with God through prayer. Often the most fervent prayers emerge from situations that test a person's faith.

Reflect How has prayer brought you closer to God?




TEACHING CHAPTER 4

Stories of Faith

Learning that faith can guide a person is important for sixth graders. During this pre-adolescent age, it is helpful for these young people to see and hear stories of how faith has guided others in their life journeys and choices.

Biblical stories of men and women of faith embarking on difficult journeys, uncertain of their final destination, will provide students with comfort and vision and will offer concrete models for their own lives. Students may think the world of the Bible so distant as to be irrelevant. Students need to see that contemporary people of faith have also navigated times of change and transition.

- Share your own faith journey with students.
- Invite a group of older teens from your school to participate in a panel discussion about their faith journeys.
- Give students opportunities in class to ask questions relating to a journey of faith and prayer.



Teacher's Prayer

*Loving God, help me be a channel of your love to my students.
As I journey through my own life, help me know your love. Amen.*

SIXTH GRADERS SAY

Communication

- I find it easier to talk with a partner and in small groups. At times, let me work with a partner.
- Prayer is sometimes difficult for me. Let me know that everyone feels that way sometimes.
- If I am noisy in class, I might be bored. Please vary our activities.



SUSTAINING YOUR SPIRIT





Engagement with Others

Blessed assurance in yourself is important. It is also important to experience significant and constructive engagement with others. Doing so enables you to

- see firsthand the goodness of others.
- recognize that sometimes a task is best addressed by a team.
- replenish your level of empathy.
- see that you can still benefit from different styles and approaches.

Engagement with others sustains your spirit by pulling you past your own limitations and by restoring your faith in yourself and others.

Reflect	Rate yourself					
	Lone Ranger	1	2	3	4	5

	Objective	Materials	Prayer & Scripture
DAY 1 1 Invite	Invitation to Faith Page 77	<input type="checkbox"/> Pencils or pens <input type="checkbox"/> Paper <input type="checkbox"/> Hymnals	 Let Us Pray Psalm 139:3
DAY 2 2 Explore	Abram and Sarai's Journey Pages 78–79	<input type="checkbox"/> Board or chart paper <input type="checkbox"/> Pencils or pens <input type="checkbox"/> Copies of world map <input type="checkbox"/> Copies of Activity Master 4, p. 86A	 Let Us Pray Psalm 139:3  Scripture: Genesis 12:1–9; 15:1–6, 18; 17:4–5, 15–16; 18:1–14; 21:1–6  Scripture Background: Ur and Haran, p. 78
DAY 3 3 Explore	God's Plan of Salvation Pages 80–81	<input type="checkbox"/> Board or chart paper <input type="checkbox"/> Pencils or pens	 Let Us Pray Psalm 139:3  Scripture: Genesis 37—45  Scripture Background: The Hand of God, p. 80
DAY 4 4 Explore	Prayer Pages 82–83	<input type="checkbox"/> Board or chart paper <input type="checkbox"/> Pencils or pens <input type="checkbox"/> Bibles <input type="checkbox"/> Research/Internet resources	 Let Us Pray Psalm 139:3
DAY 5 5 Celebrate	Celebration of the Word Page 84	<input type="checkbox"/> Hymnals <input type="checkbox"/> Music CD <input type="checkbox"/> Bible <input type="checkbox"/> "The Lost Sheep" from <i>Guided Meditations for Children</i> , by Jane Reehorst, BVM (Our Sunday Visitor Curriculum Division)	 Let Us Pray Celebration of the Word  Scripture: John 10:14–18, 27–29  Hymn: "Psalm 23: My Shepherd Is the Lord"

Chapter 4 Wrap-Up: Review p. 85 • Chapter 4 Assessment p. 77E

Activities

Enrichment

Let's Begin:

A Journey, p. 77

Multiple Intelligence: Verbal/Linguistic

OPTIONAL Music, p. 77

Multiple Intelligence: Musical

Share Your Faith:

Reflect, Share, Act, p. 79

Multiple Intelligence: Interpersonal

OPTIONAL Cross-Curricular: Geography, p. 78

Multiple Intelligence: Visual/Spatial

OPTIONAL Activity Master 4, p. 79

Multiple Intelligence: Verbal/Linguistic

Connect Your Faith:

Choose Gestures, p. 81

Multiple Intelligence: Bodily/Kinesthetic

• Reaching All Learners:

Class Involvement, p. 79

• Justice and Peace:

Hospitality, p. 80

• Teacher Background:

Forms of Prayer, p. 81

• Quick Tip:

Graphic Organizer, p. 81

Live Your Faith:

Write a Prayer, p. 83

Multiple Intelligence: Verbal/Linguistic

OPTIONAL Cross-Curricular: Social Studies, p. 82

Multiple Intelligence: Verbal/Linguistic

OPTIONAL Prayers of the Patriarchs, p. 83

Multiple Intelligence: Verbal/Linguistic

• Quick Tip:

Distractions During Prayer, p. 82

• Christian Living Skills:

How to Pray, p. 83

OPTIONAL The Lord's Prayer, p. 308 and 309

Multiple Intelligence: Verbal/Linguistic

• Liturgy Link:

Preparing for the Celebration, p. 84

• Lectionary Link:

Break Open the Word, p. 84

Multimedia Resources



BOOKS

Working Reading List, Grade 6 to 8. NCEA. Lists books that exemplify Christian virtues.

Walking the Bible (Children's Edition). Feiler, Bruce. HarperCollins. Explores how geography affected the Bible and promotes interest in the stories.



DVD/VHS

Great Bible Discovery #3: Covenant Discovery – Abraham (25 min.). Vision Video. Tells the story of Abraham and his constant faith in God.



Teacher Resources

www.osvcurriculum.com

- For interactive lesson planner, chapter resources, and activities
- For free materials and information



- Online planning tools include chapter background and planner, activity master, customizable test, and more.
- Enhancement activities for each step of the catechetical process, including alternative prayer experiences and blessings.
- Games, activities, interactive review, alternative assessment, and more for children.

www.calltofaithconnect.com

Home Connection

Chapter 4 Family Faith, p. 86

Take-home activities, chapter content review, saint features, and prayer



For more family activities
www.osvcurriculum.com

Name _____ Date _____

- A Work with Words** Complete each sentence by unscrambling the words in parentheses.
- (ryarpe) _____ is raising your mind and heart to God.
 - (stirinsenoce) Praying for the needs of others is called _____.
 - (itepinto) When you _____ God, you are asking for his help in time of need.
 - (thafi) When you exercise _____, you believe in God and all that he has revealed.
 - (rtodniaoa) _____ is giving respectful homage to God.

- B Check Understanding** Circle the letter of the best answer.
- _____ was the father of twelve sons.
 - Jacob
 - Joseph
 - Moses
 - Abraham
 - God made a covenant with _____, promising numerous descendants and a land of his own.
 - Jacob
 - Abraham
 - Joseph
 - Isaac
 - _____ laughed when she heard that she and Abraham would have a child.
 - Ruth
 - Sarah
 - Hannah
 - Rachel
 - The brothers of _____ sold him into slavery, and he was taken to Egypt.
 - Benjamin
 - Abraham
 - Jacob
 - Joseph

- C Make Connections** Summarize one of the following scripture stories. Circle your choice of story below.

10. **Abraham's Journey or The Story of Joseph**

Chapter
4Invitation
to Faith

Invite



Let Us Pray

Leader: Faithful God, thank you for caring for us.*"My travels and my rest you mark;
with all my ways you are familiar."**Psalm 138:3***All:** Faithful God, thank you for caring for us. Amen.

Activity

Let's Begin

- **A Journey** Traveling can be fun. You may be going to see friends or family members whom you have not seen in a long time. You may be taking a train or flying for the first time.

Taking a trip can also be unsettling. You may not know what to pack because you don't know what the weather will be like, or you may be afraid that you will not be able to find the place that you plan to visit.

Your journeys through life can be both exciting and scary. Journeys include both changes and challenges. Because there are often many unknowns, a journey can also include taking some risks.

Now think about how faith is like a journey.

Imagine that life is a journey that requires a backpack containing only five things. What five things will you pack?

Responses will vary.



Write a Story On a separate sheet of paper, write a story about a journey with obstacles.

77

OPTIONAL ACTIVITY

Music Many familiar songs are based on *Psalm 139*.

- "You Are Near" and "Filling Me with Joy" are two examples.

Multiple Intelligence: Musical

Objective: To describe the concept of faith as a journey

Open

Prayer Space You may wish to have students move to your classroom prayer space. In the space, have a crucifix and a Bible opened to the psalm verse.



Let Us Pray

Pray aloud the first sentence of the prayer. Invite students to pray each line of the psalm aloud after you have prayed it.

Build

Activity

- Discuss the steps one follows in preparing for a journey on foot, by car, and by plane.
- Ask volunteers to describe recent trips they have taken. Then have students take turns reading the paragraphs of A Journey to the class.
- Discuss with students the five items that they would take on a journey.

Extension Activity

- Have each student write a story about a journey marked by obstacles.
- Ask students how they would go about overcoming the obstacles.
- Allow time for students to complete the writing activity.

Close

Review with students how faith is like a journey. Tell them how important it is to have the right things for the journey.

Objective: To identify Abraham and Sarah as examples of faithful journeyers

Open

Let Us Pray Invite students to pray the psalm verse on page 77 with you.

Focus **Who is Abraham?**

List students' responses on the board or on chart paper.

Build

Abram and Sarai's Journey

Summarize the first paragraph.

Abram's Call

Ask a volunteer to proclaim the scripture story.

- Point out that Abram and Sarai were not told in advance where they were to go. God told them to begin the journey, and they had faith that he had a plan for them.

- Why would God's words have surprised Abram and Sarai?** Discuss with students the question at the bottom of page 78.

Abram and Sarai's Journey

Focus **Who is Abraham?**

The risks involved in a journey are not so scary if you know that God is with you. Abram and Sarai learned that God was with them always. They remained faithful to God, and God blessed them.



SCRIPTURE

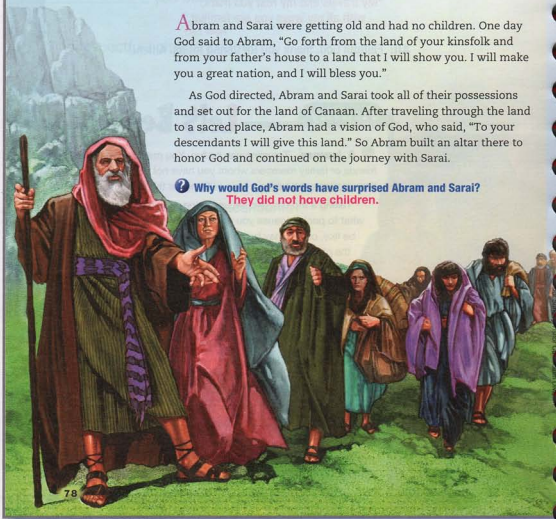
The Book of Genesis

Abram's Call

Abram and Sarai were getting old and had no children. One day God said to Abram, "Go forth from the land of your kinsfolk and from your father's house to a land that I will show you. I will make you a great nation, and I will bless you."

As God directed, Abram and Sarai took all of their possessions and set out for the land of Canaan. After traveling through the land to a sacred place, Abram had a vision of God, who said, "To your descendants I will give this land." So Abram built an altar there to honor God and continued on the journey with Sarai.

- Why would God's words have surprised Abram and Sarai?** They did not have children.



SCRIPTURE BACKGROUND

Ur and Haran Abram and Sarai left Ur (in what is now Iraq), traveling along the Fertile Crescent of the ancient world to the land of Canaan (in what is now Israel).

- They journeyed through Haran, Shechem, and Hebron to the Negev desert area.
- They traveled with a large number of followers, flocks, and herds. They did occasional trading.

OPTIONAL ACTIVITY

Cross-Curricular: Geography Organize students in small groups. Give each group a map of the world.

- Ask group members to plan an imaginary journey to a religious shrine.
- Contrast the difficulty of their planned trips with that of the journey of Abram and Sarai.



Multiple Intelligence: Visual/Spatial

The Journey Continues

God appeared again to Abram and told him that his descendants would be as numerous as the stars in the sky and that they would have a land of their own. Although he had no children, Abram put his faith in God. God changed Abram's name to Abraham and Sarai's name to Sarah as a sign of the covenant.

One day three men visited Abraham and Sarah. The couple quickly prepared a meal for their guests. The men told Abraham that Sarah would have a son, as God had promised. Sarah was listening and laughed to herself because she was too old to have children. But within a year Sarah did give birth to a son and named him Isaac, which means "one who laughs."

Based on Genesis 12:1-9; 15:1-6, 18; 17:4-5, 15-16; 18:1-14; 21:1-6

How did God keep his promise to Abraham and Sarah?

Their descendants became a great nation called Israel. Out of Israel would come a savior, the promised one.

Activity Share Your Faith

Reflect: Think about important qualities that believers share, and unscramble the letters below to discover three of these qualities.

Share: With a partner, share examples of how Abraham and Sarah showed these qualities.

Act: Write one example of each quality from today's world, and present your examples to the class.

1. fitah

2. opeh

3. velo

The Journey Continues

Ask students to read The Journey Continues silently.

- Point out that God changed the names of both Abram and Sarai.

How did God keep his promise to Abraham and Sarah? Have students answer the question on page 79.

Activity

- Have students work individually to unscramble the words.
- Have students work in pairs to find examples of how Abraham and Sarah showed each quality. **faith: believing in God's call; hope: trusting God's promise; love: devoting their future to God**

Close

Remind students that God called Abram and promised great blessings in return for Abram's obedience. Abram's faith prompted him to set out on his journey.



REACHING ALL LEARNERS

Class Involvement When your class is writing or presenting a play or skit, make sure that each student is involved.

- If your class includes students with difficulties in hearing or reading, use gestures and pantomimes in your skit.
- A student who has trouble with mobility may enjoy being the narrator.



OPTIONAL ACTIVITY

Activity Master 4: Word Search

Search Distribute copies of the activity on teacher page 86A.

- As an alternative, you may wish to send this activity home with students.



▲ Activity Master 4 page 86A

Objective: To see the importance of prayer in faith journeys

Open

Let Us Pray Invite students to pray the psalm verse on page 77 with you.

Focus **What does it mean to have faith?** List students' responses on the board or on chart paper.

Build

God's Plan of Salvation

Summarize the first paragraph.

- Remind students that the Bible contains more stories of faith journeys.

The Story of Joseph

Ask students to read silently The Story of Joseph. Tell them to note the different stages in Joseph's journey so that they can retell the story in the correct order.

- Ask volunteers to retell the story.

- ?** If Joseph's story were made into a movie, what might the title be? Discuss the question on page 80.



JUSTICE AND PEACE

Hospitality Both Jewish and Christian traditions emphasize hospitality to strangers.

- Brainstorm ways to help new students feel welcome.
- Ask students to discuss examples of contemporary hospitality.

Catholic Social Teaching: Rights and Responsibilities



God's Plan of Salvation



Focus What does it mean to have faith?

The faith journey that began with Abraham continued with his son Isaac and Isaac's son Jacob. It is from Jacob that the nation of Israel would take its name.



SCRIPTURE

The Book of Genesis


The Story of Joseph

In the Book of Genesis, Jacob was renamed Israel after wrestling with an angel. The name means "one who struggles with God."

Jacob became the father of twelve sons, but Joseph was his favorite. Joseph's brothers were jealous of him and plotted to get rid of him. They sold him to a caravan of travelers, and Joseph became a slave. Because he could interpret dreams, Joseph saved Egypt from starvation during a great famine. Joseph's brothers arrived in Egypt to buy food and were united with Joseph, who invited them to settle there.

Based on Genesis 37–45

- ?** If Joseph's story were made into a movie, what might the title be? Responses will vary.



SCRIPTURE BACKGROUND

The Hand of God God sometimes uses events that are frustrating or tragic on the human level to reveal his plan of salvation. Joseph sees this in his own life.

- In *Genesis 45:1–8* Joseph forgives his brothers for selling him into slavery. He tells them not to be upset because of their deeds, for God used their actions to make Joseph the ruler of Egypt and enable him to save the country and his family from famine.



God Invites

As seen through the faith stories of Abraham, Sarah, and their descendants, God keeps his promise of salvation.

You encounter God today through the Bible, the sacraments, and the Church. God's Son, Jesus, is the way of salvation for you. The Holy Spirit, whom Jesus sent, will help you on your faith journey. Wherever you go, God the Father is with you.

God invites you to respond to him in the same way that Abraham and Sarah did—with **faith**. This means that you freely choose to believe in God and all that God has revealed. When you respond to God with faith, you offer your heart and mind to him. You begin your own journey of faith, as Abraham and Sarah did. You have faith that God will guide you and keep his promises to you.

Faith and Prayer

God still speaks to people today, and people can communicate with God. This is done through **prayer**. Prayer begins and ends with listening to God. You can strengthen your faith with prayer, using one of these forms: blessing and adoration, petition for your own needs, intercession (praying for the needs of others), thanksgiving, or praise. You can take time to pray at any time throughout the day.

- 1 When and where are you most comfortable praying? Responses will vary.
- 2 What helps you listen for God's voice? Responses will vary.

Activity

Connect Your Faith

Choose Gestures Write the names of the five prayer forms on this page. Choose a prayerful gesture for each form, and share it with your class.



Words of Faith

Faith is believing in God and all that God has revealed. Faith is both a gift from God and a free choice.

Prayer is raising your mind and heart to God. In prayer, you both listen and talk to God.



God Invites

Have students read silently God Invites.

- Have students underline words in the text that tell who or what can help them on their journey of faith. **Bible, sacraments, Church, Jesus, the Spirit**

Faith and Prayer

Read aloud Faith and Prayer.

- Point out the five forms of prayer.
- 1 When and where are you most comfortable praying? What helps you listen for God's voice? Ask volunteers to share their responses.
- Draw the graphic organizer below to show how God led the Hebrews on their journey of faith.

Activity

- Ask students to write the names of the five prayer forms and think of a gesture for each one.
- Allow students to share their ideas with the class.

Close

Tell students that the journey of faith involves communication with God and that by praying to him the students will have greater faith for their journeys.



TEACHER BACKGROUND


Forms of Prayer The Book of Psalms includes many different kinds of prayers.

- Prayers of *blessing* acknowledge God's gifts.
- Prayers of *adoration* worship God the Creator.
- Prayers of *petition* ask God for forgiveness of sin and care of needs.
- Prayers of *intercession* pray to God for others.
- Prayers of *thanksgiving and praise* thank God.



QUICK TIP

Graphic Organizer



Objective: To explore various ways to pray

Open

Let Us Pray Invite students to pray the psalm verse on page 77 with you.

Focus **What are some ways to develop your prayer life?** List students' responses on the board or on chart paper.

Build

Prayer

Read aloud the first three sentences to stress the role of the Bible in students' prayer lives.

Forms of Prayer

Review with students the various forms of prayer.

- Choose five students, and ask each one to read aloud about a different type of prayer.

When are the different prayer forms used during the Mass? Invite student responses to the discussion question.



QUICK TIP

Distractions During Prayer Students may experience frustration when they encounter unwanted thoughts while praying.

- Explain that it is natural for the mind to constantly produce thoughts and images, some of which may be distracting during prayer.
- To help students reduce distractions, encourage them to begin prayer with a breathing exercise.



Prayer



Focus What are some ways to develop your prayer life?

An important way to develop your prayer life is to pray the types of prayers found in the Bible. Because the Bible is God's word to humans, it contains teaching on prayer that will help you grow as a Christian. The following examples of prayer will help strengthen your prayer life.

Forms of Prayer

Praise Through this form of prayer, you give God a big round of applause just because he is God.

- You give God praise for his friendship, his kindness, and his goodness.

Intercession You use this form of prayer to pray for the Church or the whole world.

- You also ask God to help someone.
- You intercede on behalf of others as Jesus intercedes for you with his Father.

Petition In times of need, you turn to God, ask his help, and acknowledge that you need him.

- You might pray for God's mercy, forgiveness, and guidance when you are sad, sick, troubled, confused, or in a state of sin.
- You also ask God to help others.

Thanksgiving You express your gratitude to God for the good things in your life.

- When you experience some special cause for rejoicing, such as good grades or restored health or a wonderful day, you thank God for it.

Blessing and Adoration

- You bless God who blesses you. You also bless others who are made in God's image.
- A blessing is a prayer of response to God's gifts.
- Adoration is giving respectful homage to God by honoring the greatness of the Lord.

When are the different prayer forms used during the Mass?
Responses will vary.

82

OPTIONAL ACTIVITY

Cross-Curricular: Social Studies Have students research prayers from the traditions of various world religions.

- Allow time for students to use library or Internet resources.
- Have students share the results of their research and, if applicable, categorize the prayers by type.

Multiple Intelligence: Verbal/Linguistic

Activity

Live Your Faith

Write a Prayer In a group or by yourself, write a prayer using one of the five forms: a prayer of blessing and adoration, a prayer of petition, a prayer of intercession, a prayer of thanksgiving, or a prayer of praise. Let your words and your heart speak to God.

Responses will vary.

83

Activity

- Read aloud the directions for the activity.
- Have students determine whether they would like to work independently, in pairs, or in small groups.
- Allow time for students to choose the type of prayer they will compose and then to write it. (If students work in pairs or small groups, remind both partners and all group members to write the text of the prayer in their books.)

Close

Invite volunteers to share their prayers. Make sure that each type of prayer is represented.



CHRISTIAN LIVING SKILLS

How to Pray Remind students that prayer does not need to be spoken or written.

- Ask students to think of prayerful gestures or movements that convey each of the types of prayer.
- Invite students to find examples of instrumental music that might accompany each type of prayer.



OPTIONAL ACTIVITY

Prayers of the Patriarchs Invite each student to imagine that he or she is one of the biblical characters discussed in this chapter.

- Have each student choose a type of prayer that his or her character would be likely to use and compose an appropriate prayer.
- Invite volunteers to share their prayers.

Multiple Intelligence: Verbal/Linguistic

Objective: To celebrate Jesus as the Good Shepherd

Prepare

Ask three volunteers to take the parts of the readers. You will be the leader.

Use the *Call to Faith* 6 CD, track 4, to rehearse the suggested song.

Gather

Have students gather in the prayer space.

Pray

Celebration of the Word

Let Us Pray Follow the order of prayer on page 84.

- Optional scripture readings include *Psalms 23* and *Matthew 18:12–14*.
- Leader's concluding prayer: **O Lord, thank you for your care and guidance. Thank you for the gift of eternal life and for keeping your faithful ones ever in your hands.**

Celebration of the Word

Let Us Pray

Gather and begin with the Sign of the Cross.



Sing together.

My shepherd is the Lord,
nothing indeed shall I want.

"Psalm 23: My Shepherd is the Lord"
© 1963, The Grail, GIA Publications, Inc., agent

Leader: The story of the Good Shepherd celebrates the care that Jesus gives to those who say "yes" to a journey of faith with him. We pray that our faith will continue to grow as he leads us.

Reader 1: A reading from the holy Gospel according to John.
Read John 10:14–18.
The Gospel of the Lord.

All: Praise to you, Lord Jesus Christ.

Reader 2: My sheep hear my voice; I know them, and they follow me. I give them eternal life, and they shall never perish. No one can take them out of my hand.

Reader 3: My Father, who has given them to me, is greater than all, and no one can take them out of the Father's hand.

John 10:27–29

Leader: Let us pray.
Bow your heads as the leader prays.

All: Amen.



Jesus as the Good Shepherd,
Exeter Cathedral, England

84



LITURGY LINK

Preparing for the Celebration Remind students that shepherds keeping watch over sheep is an example of faithfulness.

- Use "The Lost Sheep" from *Guided Meditations for Children*, by Jane Reehorst, BVM (Our Sunday Visitor Curriculum Division) to help students ready themselves for the celebration.



LECTIONARY LINK

Break Open the Word Read last week's Sunday Gospel. Invite students to think about what the reading means to them as they try to follow Christ's example. For questions related to the weekly Gospel reading, visit our website at www.osvcurriculum.com.



Visit www.osvcurriculum.com for weekly Scripture readings and seasonal resources.

Review

- A Work with Words** Complete each sentence with the correct term from the Word Bank. Terms may be used more than once.
- Abraham's wife was named Sarah (p. 79).
 - Of Jacob's twelve sons, Joseph (p. 80) was his favorite.
 - Joseph (p. 80) was sold into slavery in Egypt (p. 80) by his jealous brothers.
 - Faith (p. 81) means that you freely choose to believe in God and all that God has revealed.
 - God still speaks to people today, and people communicate with God through prayer (p. 81).

WORD BANK

faith
covenant
Jerusalem
Rachel
prayer
Joseph
twelve
Sarah
Egypt
salvation
Benjamin

- E Check Understanding** Complete each statement.
- God promised that he would make a great nation (p. 78) from Abram and his descendants.
 - Sarah gave birth to a son whose name was Isaac (p. 79).
 - Jacob received the name Israel (p. 80), which means "one who struggles with God."
 - The journey that God calls you to make is a journey of faith (p. 81).
 - Blessing and adoration, petition (p. 81), intercession, thanksgiving, and praise are all forms of prayer.

85

Review

- A Work with Words** Have students complete each sentence with the correct term from the Word Bank.
- E Check Understanding** Have students complete each statement.

Assessment

Directions	Date
Match with Words Connect each sentence to a vocabulary word in parentheses.	
1. I asked _____ for help when I was in trouble.	a. prayer
2. I was _____ to the people of my country.	b. petition
3. I was _____ to the people of my country.	c. faith
4. I was _____ to the people of my country.	d. covenant
5. I was _____ to the people of my country.	e. nation
6. I was _____ to the people of my country.	f. prayer
7. I was _____ to the people of my country.	g. petition
8. I was _____ to the people of my country.	h. faith
9. I was _____ to the people of my country.	i. covenant
10. I was _____ to the people of my country.	j. nation
Check Understanding Circle the correct answer to each question.	
11. What does faith mean?	a. Believing in something without proof
	b. Believing in something without proof
12. What does prayer mean?	a. Talking to God
	b. Talking to God
13. What does petition mean?	a. Asking for help
	b. Asking for help
14. What does covenant mean?	a. A promise between two people
	b. A promise between two people
15. What does nation mean?	a. A group of people living together
	b. A group of people living together
Write a Paragraph Write a paragraph about the story of Abraham and Sarah. Use your own words.	
16. Abraham and Sarah's story is found in the Bible at _____.	
17. Abraham and Sarah's story is found in the Bible at _____.	
18. Abraham and Sarah's story is found in the Bible at _____.	

▲ Chapter 4 Test
page 77E

Answers to the Chapter Test can be found in the back of the Teacher Manual.



TEACHER BACKGROUND

Significance of Names Names can describe character or occupation. God changed Abram ("high father") to Abraham ("father of a multitude"). Sarai ("mockery") became Sarah ("princess").

- Remember to bring to your session some books of names for babies.
- Allow time for students to find the meanings of their names.

*Abram
ham*

OPTIONAL ACTIVITY

The Name Game This chapter has covered a long history. To help students place the biblical characters in their respective time periods, play a question-and-answer game before completing the written review.

- Impersonate one of the biblical characters.
- Allow students to ask you questions until they identify the character.



Multiple Intelligence: Interpersonal

Family Faith

Remind students to discuss the Family Faith page at home. Encourage students to read the passage from the Book of Romans.

Activity

Explain to students that they are to create a map of their family's journey of faith for the next year.

People of Faith

Tell students about Saint Monica.

- Explain that Monica prayed not only for her three sons but also for her husband, who was at last baptized the year before his death.
- Remind students to add Saint Monica to their People of Faith albums. Encourage them to pray the prayer at home with their families.

- Optional scripture reading: *Psalm 23* and *Matthew 18:12-14*.
- Leader's closing prayer: *Thank you for your care and guidance. Thank you for the gift of eternal life and for keeping your faithful ones ever in your hands.*



Visit www.osvcurriculum.com for weekly scripture readings and seasonal resources.



UNIT 2: CHAPTER 4

Family Faith

Activity

Live Your Faith

Catholics Believe

- God calls you on a journey of faith toward salvation.
- The path toward salvation is paved with prayer, which allows the Holy Spirit to lead you away from sin.

SCRIPTURE

Read *Romans 1:8-15* to learn about others who praised God for his assistance on their faith journey.

GO www.osvcurriculum.com
For weekly scripture readings and seasonal resources.

Plan Your Trip Each person has his or her own journey of faith toward salvation, but your family is also on a journey together. Create a map of your family journey for the next year. Plan some of the stops your family will make along the way on the journey of faith. Plot important events, such as birthdays and holidays, that you foresee along the way.



▲ Saint Monica
c. 331-387

People of Faith

Monica, a woman of great faith, lived in North Africa. Through Monica's influence, both her husband and mother-in-law were baptized. Monica had a son named Augustine. In his youth, Augustine led a disgraceful life. For many years Monica prayed constantly for his conversion, and her prayers were answered. With God's help, Augustine turned his life around and became a great bishop, writer, and teacher. Today the Church honors him and his mother as saints. Saint Monica's feast day is August 27.

In Unit 2 your child is learning about the Tenets.

86

See *Catechism of the Catholic Church* 176-184, 2558-2565 for further reading on chapter content.

Family Prayer

Saint Monica, pray for us that we may follow your example of faithful prayer. Remind us to pray for our family members. Amen.

Prayer by Fr. Jack Doherty
© 2009 Catholic Education



HOW DID I DO?

This week my religion classes were

- some of the best ever! pretty good. in need of improvement.

In what discussions and activities were students most interested?

What activity did I most enjoy teaching?

In what area do I need to improve?

Name _____ Date _____

Word Search

Find each of the following words in the puzzle below. Words may be placed horizontally, vertically, or diagonally.

Abraham	tent	faith	covenant
Sarah	child	hope	Ur
Isaac	Israel	prayer	God
Jacob	angel	journey	bless
Joseph	Egypt	Canaan	

J	U	O	P	S	E	C	M	E	G	Y	P	T
B	A	H	L	H	Z	A	T	S	S	E	L	B
I	Y	C	T	I	S	R	A	E	L	M	T	R
W	H	I	O	L	A	S	C	E	N	N	N	Z
U	A	B	A	B	R	A	H	A	M	T	A	R
F	G	I	E	T	A	V	I	N	C	I	N	E
J	O	S	E	P	H	O	L	G	E	P	E	Y
Q	B	A	M	G	R	C	D	E	Y	P	V	A
U	B	A	N	D	O	G	Y	L	O	J	O	R
J	R	C	T	E	N	D	C	H	Z	A	C	P
C	A	N	A	A	N	Y	E	N	R	U	O	J

Now choose one of the words above and explain its meaning in this chapter.
