

Contents

UNIT 1: We Believe, Part One	42
Chapter 1 The Bible	44
Chapter 2 God Loves Us	56
Chapter 3 God, Our Father and Creator	68
Chapter 4 Jesus, the Son of God	80
UNIT 2: We Believe, Part Two	94
Chapter 5 Mary, the Mother of Jesus	96
Chapter 6 Jesus Shares God's Love	108
Chapter 7 The Holy Spirit, Our Helper	120
Chapter 8 The Church	132
UNIT 3: We Worship, Part One	146
Chapter 9 The Church Celebrates Jesus	148
Chapter 10 Signs of God's Love	160
Chapter 11 We Follow Jesus	172
Chapter 12 The Catholic Family	184
UNIT 4: We Worship, Part Two	198
Chapter 13 We Pray	200
Chapter 14 We Are Peacemakers	212
Chapter 15 We Go to Mass	224
Chapter 16 Jesus Shows God's Love	236
UNIT 5: We Live, Part One	250
Chapter 17 The First Christians	252
Chapter 18 We Love God	264
Chapter 19 We Love Others	276
Chapter 20 We Live as a Community	288
UNIT 6: We Live, Part Two	302
Chapter 21 Jesus and the Children	304
Chapter 22 We Are Children of God	316
Chapter 23 Jesus Teaches about Love	328
Chapter 24 The Our Father	340
We Celebrate the Church Year	354
Catholic Prayers and Practices	388
We Celebrate the Mass	394
Key Teachings of the Church	401
Glossary	409
Index	417
Credits	419

Part Two

Objectives

In Unit 2, you will help the children learn that:

- ▶ God chose Mary to be the mother of Jesus.
- ▶ Jesus died on the cross and rose to new life for us.
- ▶ The Holy Spirit helps us and teaches us to live as followers of Jesus.
- ▶ The Church is the People of God who believe in Jesus and live as his followers.

Spiritual Insights

"When we speak of the Paschal Mystery, we refer to Christ's death and Resurrection as one inseparable event. It is a mystery because it is a visible sign of an invisible act of God. It is paschal because it is Christ's passing through death into new life. For us it means that we can now die to sin and its domination of our lives, and we pass over into divine life already here on earth and more completely in heaven" (*United States Catholic Catechism for Adults*, page 93).

"Remain in me, as I remain in you . . . I am the vine, you are the branches" (John 15:4-5).

Living the Six Tasks of Catechesis

Liturgical Education:
Saint Elizabeth Ann Seton (1774-1821)

Elizabeth was raised in a wealthy Episcopal family in New York. The family read the Scriptures and prayed together often. Her parents also encouraged Elizabeth to participate in charitable activities.

Elizabeth fell in love with and married Will Seton when she was nineteen. They had five children together. Then Will contracted tuberculosis. He was unable to work and his successful business failed. Family friends in Italy invited the Seton family to stay

with them while William recovered. They also wanted to help Elizabeth with the responsibility of caring for her children.

Elizabeth was deeply moved by her friends' Catholic faith. She began to visit Catholic churches to pray before the Blessed Sacrament. She had no doubt that Jesus was truly present in the consecrated bread and wine at Mass. Elizabeth also felt drawn to our Blessed Mother, especially after Will died. She knew that Mary had suffered the loss of her beloved son, Jesus. As she knelt before the tabernacle, praying to Jesus and his mother, Elizabeth felt the Lord calling her to join the Catholic Church.

A year later, back in America, she professed her faith as a Catholic although many friends and family turned their backs on her. She decided that the best way she could support herself and her children was to open a Catholic boarding school for girls. In this way, she could provide both faith and education for the girls.

In time, Elizabeth formed a religious order for women called the American Sisters of Charity. With Elizabeth's leadership, the nuns opened orphanages and schools for the poor. Mother Seton, as she became known, was one of the first to reach out to developmentally challenged children. Her nuns also worked in hospitals and homes for the elderly.

We honor Elizabeth Ann Seton as the first American-born saint. As catechists, we respond to the gift of Jesus' Body and Blood in the Eucharist through our service to others, as Saint Elizabeth did.


Sharing Your Faith

Find a partner to work with: a spouse, a friend, a fellow catechist. Come together at the beginning or end of each unit for shared prayer and discussion. Use the questions below as a starting point. As an alternative, record your thoughts in a personal journal.

- ▶ Why are the Cross and the Resurrection inseparable for us as Jesus' disciples?
- ▶ Describe an experience of the Holy Spirit inspiring or encouraging you.
- ▶ How do you build up the Body of Christ, the Church?

We Believe UNIT 2

Part Two



The Last Supper

On the night before he died, Jesus ate a special meal with his Apostles. Here is what Jesus said and did.

Jesus took some bread. He gave thanks to God. He broke the bread. He shared the bread with his friends and said, "Eat this bread. It is my body."

Then Jesus took a cup filled with wine. He gave the cup to his friends and said, "Take this and drink this. This is the cup of my blood. When you eat this bread and drink this wine, you remember me."

Based on 1 Corinthians 11:23-26

45

Unit 2 Opener

Use these pages to determine the children's prior knowledge about the unit content.

Opening Page

- ▶ Invite the children to tell you what they see in the image.
- ▶ Read the Scripture passage aloud for them. Ask: "When does our Church community use bread and wine to celebrate our faith in Jesus?" (*At Mass*)
- ▶ Tell the children that they will learn much more about this important meal over the next few weeks.

Getting Ready

Remember not to correct the children's responses to the questions at this time. You will return to these pages to assess progress at the end of the unit.

- ▶ Invite the children to write their responses to the questions under each section. If the children's writing skills are not sufficiently developed, do the exercises orally.
- ▶ You may wish to jot down the questions they have for future reference. Tell them that their book will answer many of their questions in the weeks ahead.
- ▶ Ask them to look at the next page and begin Chapter 5.

What I Have Learned

What is something you already know about these faith words?

Mary

The Holy Trinity

Faith Words to Know

Put an X next to the faith words you know. Put a ? next to the faith words you need to learn more about.

Faith Words

☐ angels ☐ hope ☐ Church
☐ courage ☐ Holy Spirit ☐ Catholic

A Question I Have

What question would you like to ask about the Church?

46

Mary, the Mother of Jesus

BACKGROUND

Mary, Woman of Faith



Mary's *fiat* ("May it be done to me" [Luke 1:38]) is an act of faith and trust in God's providential plan. Mary's assent of faith to a seemingly impossible calling makes her the model of discipleship for us today. While Mary, the Mother of God, may sometimes seem "larger than life," she offers us a witness of faithfulness, courage, and trust.

The angel greeted Mary with exquisite esteem: "Hail, favored one! The Lord is with you" (Luke 1:28). The angel brought the good news that she was chosen by God to be a vessel of his saving action. The Holy Spirit would come upon her, and she would be the Mother of the Incarnate Son of God, named Jesus. Throughout the ages the Church has retold this magnificent story, and Mary has been esteemed as the highly favored Mother of the Lord.

Mary, the Mother of God

Mary is the mother of Jesus, true God, and true Man. She is not the mother of the Triune God. She is the mother of the Second Person of the Holy Trinity. In saying Mary is the Mother of God, we are affirming Jesus' divinity and humanity. In A.D. 431 at the Council of Ephesus, the Church proclaimed Mary to be *Theotokos*, truly the Mother of God.

Devotion to Mary

Mary's inseparable link to the saving work of her divine son, Jesus, has given rise to many expressions of reverence and devotion throughout the history of Christianity. Mary is an intercessor and a model of faith. She is our guide to following Jesus, her son.

Meditation on the mysteries of the Rosary and other special devotions indicate the high esteem Christians place on this woman of faith. Church teaching encourages devotion to Mary. The Church emphasizes that all Marian devotion be guided by Scripture, liturgy, doctrine, and ecumenism, and must always lead believers to Jesus, her son.

The *General Directory for Catechesis* (GDC) reinforces the teaching of the Catholic Church on the value of devotion to Mary in the life of the Church and in the lives of the members of the Church. It states:

Multiple forms of devotion to the Mother of God have developed in different circumstances of time and place, in response to popular sensibilities and cultural differences. Certain forms of Marian devotion, however, because of long usage, require a renewed catechesis to restore to them the elements that have become lost or obscured. By such catechesis the perennial value of Marian devotion can be emphasized, doctrinal elements gleaned from theological reflection and the Church's Magisterium assimilated (GDC 196).

For Reflection

What does the role of Mary reveal to me about the depth and breadth of God's love?

What difference does devotion to Mary have in my life of faith?

Catechist to Catechist

Storytelling

First graders love stories. They love to hear them and they love to tell them. You can capitalize on that interest by telling, retelling, and allowing the children to retell Scripture stories throughout the year. Tell faith stories often. Faith comes from hearing the Word of God. Let the children pick out their favorites. As you help them get to know the people in the stories, you are deepening their sense of belonging to the People of God.

Reading Scripture

Make reading and sharing Scripture stories a special time for both you and the children. One way of making this time special is to gather the children closer to you by having them either stand or sit around you. In all cultures storytelling is an important way of passing on traditions. Through storytelling our Catholic identity is not only passed on but also more easily remembered.

The Church Teaches...

"Because the eternal Word assumed human nature, human experience is the locus for the manifestation and realization of salvation in him. By the grace of the Holy Spirit, persons come to know Christ, to know that he was sent from the Father, and to know that he died to save them in the midst of their human experience" (*National Directory for Catechesis*, 29A). The Church teaches the importance of helping those we catechize apply the lessons of Jesus' life to their own lives.

Further Reading and Reflection

For more about related teachings of the Church, see the *Catechism of the Catholic Church*, 484-507, and the *United States Catholic Catechism for Adults*, pages 141-149.




Catechist Prayer

Loving Father, I praise
you for your gift of
your Son, Jesus. Help
me live my life as
a follower of your Son.
Amen.


Lesson Planner

Chapter 5 Mary, the Mother of Jesus

Focus To learn about Mary's faith in and love for God

LESSON PART	PROCESS	MATERIALS and RESOURCES
EXPLORE Focus To explore how courage helps us live as disciples of Jesus  10 minutes Pages 47–48	<ul style="list-style-type: none"> ▶ Proclaim and discuss Luke 1:42 (Gabriel's greeting to Mary). ▶ Learn about Saint Mother Théodore Guérin and how her courage helped her live her faith. Disciple Power: Courage	Bible
DISCOVER Focus To discover more about Mary  30 minutes Pages 49–51	<ul style="list-style-type: none"> ▶ Proclaim the Scripture story, The Annunciation (Luke 1:28, 31, 35, 38). Activity: Act out the story of the Annunciation. <ul style="list-style-type: none"> ▶ Learn that Mary said yes to God with faith and love. Activity: Choose ways to say yes to God <ul style="list-style-type: none"> ▶ Learn that God chose Mary to be the Mother of Jesus and our special mother. 	Pencils Additional Activities Booklet: Activities 5a–5b, or see BelMyDisciples.com.
DECIDE Focus To decide on a way to show courage as a follow of Jesus.  10 minutes Page 52	Activity: Draw or write how you can show courage My Faith Choice: Choose a way to show faith and love.	Enriching the Lesson Activities: Catechist Edition page 107 • Creating Bookmarks of Faith • Bible Story Puppets • Listening Carefully

Concluding the Lesson

 10 minutes

We Remember

Page 53

- ▶ Review concepts by circling the best choice to complete each review sentence.
- ▶ **Assessment Tools Booklet:** Chapter Test 5a–5b, or see BelMyDisciples.com.

We Pray

- ▶ **Prayer:** praying a psalm
- ▶ Grade 1 Music CD

Preview

Point out resources for this chapter at

www.BelMyDisciples.com

- ▶ Preview the With My Family page and next week's lesson theme.

CHAPTER 5



Mary, the Mother of Jesus

2 What is your favorite family story?

In the Bible, we hear stories about Mary. The angel Gabriel said to Mary:

Hail Mary, God is with you.

BASED ON LUKE 1:42

2 What do these words from the Bible tell you about God?

47

HUMAN METHODOLOGIES

Learning by Discipleship. The *National Directory for Catechesis* tells us that Mary is both a disciple and a teacher (see NDC 29B). As the children learn about Mary's willingness to listen to and respond to God, help them recognize that God also speaks to them in their hearts when they pray. Encourage them to spend some quiet time in prayer every day, listening to God telling them how much he loves them. Invite the children to place their faith and trust in God as Mary did.

Pray

- ▶ Ask the children to quiet themselves for prayer. Remind them that Jesus is always present as we pray.
- ▶ Begin and end with the Sign of the Cross. "Dear God, Thank you for our mothers and for Mary, the Mother of Jesus. Amen."

Reflect

- ▶ Ask the children to look at and think about who they see in the picture. Help the children describe the image of Mary.
- ▶ Ask the children about their favorite family story. Have several volunteers share their favorite family stories.
- ▶ Read aloud the introductory paragraph and Scripture passage, followed by a moment of silence.
- ▶ Ask volunteers to answer the follow-up questions.

Focus

Share with the children that they are about to hear a story of a woman who had great faith in God.

Connect

Discuss Mary's response to the angel Gabriel. Read the scripture aloud and have partners take the parts of Mary and the angel and role play the scene.

Introduce

- ▶ Point out to the children the Disciple Power box. Share an example of courage from your own life. Ask a volunteer to share a time when he or she was courageous.
- ▶ Remind the children that Mary, the Mother of God, was courageous too. She lived her faith, trusting in God.
- ▶ Let the children know they are now going to hear about another woman who was courageous. Have them listen for how she showed courage. Read to the children the story about Saint Mother Théodore Guérin.

Reinforce

Have the children underline or highlight on the page examples of Mother Théodore's courage and faith.

Connect

Ask the children the follow-up question. Help the children by giving some examples of loving and trusting God.

10 minutes

Page 52

Disciple Power

Courage

The virtue of courage helps us to trust in God and live our faith.

The Church Follows Jesus

Read to Me

Saint Théodore Guérin

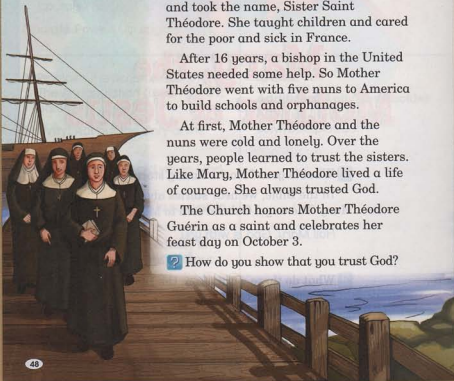
A long time ago, when Anne-Thérèse Guérin was a child, she wanted to serve God. When she was 25 years-old, Anne-Thérèse became a Sister of Providence and took the name, Sister Saint Théodore. She taught children and cared for the poor and sick in France.

After 16 years, a bishop in the United States needed some help. So Mother Théodore went with five nuns to America to build schools and orphanages.

At first, Mother Théodore and the nuns were cold and lonely. Over the years, people learned to trust the sisters. Like Mary, Mother Théodore lived a life of courage. She always trusted God.

The Church honors Mother Théodore Guérin as a saint and celebrates her feast day on October 3.

2 How do you show that you trust God?



48

DISCIPLE POWER

Courage. During her life, Mary displayed extraordinary courage. Her faith was always strong. From the Annunciation to her presence at the foot of the cross and her steadfast support of the disciples in the Upper Room, Mary trusted in God's plan for her and Jesus' disciples. Although first graders are not yet aware of the extent of Mary's courage, the Church's devotion to our Blessed Mother can help them begin to recognize Mary's unique role in God's plan. Encourage the children to ask Mary in prayer for help in trusting in God courageously. If possible, display a picture or statue of Mary prominently in your learning space.

God Loves Mary

Angels are messengers of God. God sent the angel Gabriel to a young woman named Mary. The angel gave Mary this message from God. Gabriel said,

"You are blessed, Mary. The Holy Spirit will come to you. You will have a baby. The baby's name will be Jesus. He will be called the Son of God."

Mary listened carefully to the angel Gabriel. Then she said to Gabriel, "Yes, I will do what God wants me to do."

BASED ON LUKE 1:28, 31, 35, 38



Find a partner. Act out what happened when the angel Gabriel gave Mary the message from God. One of you will take the part the angel. One of you will be Mary.



Faith Focus
What does the Bible tell us about Mary?

Faith Word angels
Angels give honor and glory to God. They are God's messengers and helpers.

Key Concept

The Bible helps us learn about Mary.

Teach

- ▶ Read the Faith Focus question to the children. Ask the children to look at the picture of Mary. Have a volunteer describe what is happening in the illustration.
- ▶ Point out the Faith Word *angels*. Explain that angels are God's messengers and helpers. Then ask the children to listen for the angel's message to Mary as you read the Scripture reading based on Luke 1:28, 31, 35, 38.
- ▶ Point out that Mary listened carefully and responded to God's message.

Reinforce

- ▶ Have the children find the word *angels* in the Glossary and write the word in the space provided.
- ▶ Ask the children what message the angel brought Mary. Re-read the Scripture passage aloud if children need a reminder.

Connect

Discuss Mary's response to the angel Gabriel. Read the activity aloud and have partners take the parts of Mary and the angel and role-play the scene.

CATHOLIC DOCTRINE

Angels. Angels have been so commercialized in contemporary culture that it is easy to forget the role they have played in salvation history. Angels are spiritual beings who serve as messengers of God. They live in the constant presence of God and are sent forth to do his will. They have been present since Creation and have participated in the story of Salvation as witnessed by the Scriptures. They closed the gates of paradise after the fall of Adam and Eve, led the Hebrew people on their journey out of Egypt, assisted the prophets, and worshiped the Savior at his birth (see CCC 323-333).

Key Concept

Mary said "yes" to God.

Teach

- Write the word *faith* on the board and explain that faith is knowing and believing in God. Emphasize that God invites us to have faith in him.
- Explain that Mary expressed her faith when she said "yes" to God.
- Add the word *trust* to the board. Tell the children that when we have faith in someone, we trust them. We believe they will help us and take care of us.
- Have a volunteer read the text on the page. Ask the children to listen to how Mary trusted God.

Reinforce

Ask the children how Mary showed her faith and trust in God. (*She said yes to God.*)

Connect

- Read the directions to the children and have them complete the activity.
- After the children have completed the activity, read each item and have the children respond by raising their hands if they checked it.
- Ask them why these actions are important ways that we can say "yes" to God. (*For example, they show our respect for God and others. Accept appropriate response.*)



Faith-Filled People

Saint Juan Diego

Juan Diego walked many miles to Mass everyday. One day, Mary appeared to him on Tepeyac Hill. She told Juan to build a church on this site and sent him to the bishop. Soon a church was built. People from all over the world visit Mary's church.

Say Yes to God

Mary said yes to God. Mary had faith in God and trusted him. Mary loved God with her whole heart.

God asks us to have faith in him too. God asks us to trust him and to love him with our whole heart.

We have faith and trust that God will always be with us. We trust that God always loves us. We show we love God when we say yes to him as Mary did.

Activity

Check (✓) ways you can say yes to God. I say yes to God when I

- | | |
|--|---|
| <input type="checkbox"/> Pray every day. | <input type="checkbox"/> Share my toys. |
| <input type="checkbox"/> Act mean. | <input type="checkbox"/> Play fairly. |
| <input type="checkbox"/> Help at home. | <input type="checkbox"/> Say "Thank you." |



FAITH-FILLED PEOPLE

Saint Juan Diego (1474-1548): In 1531, the Blessed Mother appeared to a poor peasant named Juan Diego. She told Juan to ask the Mexican bishop to build a church on the site where she had appeared. The bishop did not believe Juan and asked for a sign. Mary, Our Lady of Guadalupe, gave Juan roses to carry in his tilma, a coarse cactus-cloth cloak. When Juan opened his tilma for the bishop, the roses had been miraculously changed into a beautiful image of Mary. Through Saint Juan Diego, Our Lady of Guadalupe showed that God cares for all people, especially the poor. For more information on Saint Juan Diego, go to the Resource Center at www.BeMyDisciples.com.

God Chose Mary

God chose Mary to be the mother of Jesus. Mary cared for Jesus. We call Mary the Mother of God. Mary is very special.

Jesus wants Mary to love and care for us, too. He gave her to us as our special mother. Mary prays for us.

We celebrate the feast of Mary, the Mother of God on January 1. She prays to her son, Jesus, for us.

? Why is Mary our special mother?



Catholics Believe

Feast Days

The Church honors and shows our love for Mary on special days each year. These are called feast days. Each year on January 1 we celebrate the feast of Mary, the Mother of God. This is a holy day of obligation. We have the responsibility to take part in the celebration of Mass.

51

Key Concept

Mary is the mother of Jesus.

Teach

- ▶ Draw the children's attention to the image of Mary and Jesus. Invite volunteers to suggest what Mary might be thinking as she holds Jesus in her arms.
- ▶ Read God Chose Mary aloud to the children.
- ▶ Ask, "Why is Mary so special?"
(Possible answers include that Mary is Jesus' mother; she is the Mother of God; she cared for Jesus; she loves and cares for us.)
- ▶ Present Catholics Believe to show another way the Church honors Mary.
- ▶ Ask the children how the Church honors Mary on January 1.
(We celebrate the feast of Mary, the Mother of God. It is a holy day of obligation.)

Reinforce

- ▶ Ask why Mary is so special. Suggest to the children that because Mary is the Mother of God and our mother, too, we can ask her to pray for us.
- ▶ Ask volunteers to suggest some reasons why children might ask Mary to pray for them.

Connect

Invite the children to close their eyes and to silently tell Mary about their needs.

CATHOLICS BELIEVE

Marian Feast Days. When the angel Gabriel announced to Mary that she would be the Mother of God's Son, Mary responded with faith. She believed that all things were possible with God. By giving her consent, Mary became the mother of Jesus, the Son of God. Mary, the mother of Jesus, is also the Mother of the Church. The Church honors her with special feast days and holy days throughout the liturgical year.

Reinforce

Remind the children that we learn to show our faith and love for God by the example of Mary and other people who have faith in God.

Respond

- ▶ Emphasize that we show our faith and love for God by what we say and do.
- ▶ Explain the activity and have the children complete it. Ask volunteers to share their work.

Choose

- ▶ Present the My Faith Choice section and give the children a few moments to talk about what they might do.
- ▶ Encourage them to put their choice into practice this week.
- ▶ Point out the prayer at the bottom of the page. Invite the children to silently pray the prayer.

I Follow Jesus

Mary showed her faith and love for God. Courage can help you show your faith in God. You show your faith and love for God by what you say and what you do.

Activity

I Trust in God

Choose one way you can show your courage as a follower of Jesus. Draw or write about it in this space.

My Faith Choice

This week I will show my faith and love for God. I will



Pray, "Thank you, God, for helping me to show my faith and love for you."

TEACHING TIP

Saying Yes to Parents. Mary's example of saying yes to God gives us an opportunity to reflect on our own willingness to serve the Lord. With the children, reflect on how often they say "Yes, Mom" or "Yes, Dad" even when they might not want to do what their parent is asking them to do. Discuss ways they can serve God by saying yes to things that are good for them even when they may not always want to do them.

For more information on Saint Juan Diego, go to the Resource Center at www.BeliefDisciples.com.

Chapter Review

Complete the sentences. Color the ○ next to the best choice.

- Mary said, "___" to God.
☒ Yes ☐ No
- Courage helps us to ___ God.
☒ trust ☐ know
- Saint Juan Diego walked to ___ every day.
☐ school ☒ Mass

TO HELP YOU REMEMBER

- God chose Mary to be the mother of Jesus.
- The Bible tells us about Mary's faith in God.
- Mary love and trusts God.

Psalm Prayer

Psalms are prayers in the Bible. We pray a psalm during Mass. Pray together:

Leader We listen to God's Word, like Mary.
Happy are the people who listen to God's Word. BASED ON PSALM 1:1-2

All Happy are the people who listen to God's Word.

Leader We say yes to God, like Mary.

All Happy are the people who listen to God's Word.



53

TASKS OF CATECHESIS

Teaching to Pray. The Book of Psalms is a collection of prayer songs. During the great feasts in Jerusalem and each Sabbath, the Jewish people prayed from the Book of Psalms. Praying the Psalms is both personal and communal. These prayers express adoration and blessing, praise and thanksgiving, petition and intercession. They recall God's promises and foretell the coming of the Messiah. The Psalms are part of the official daily prayer of the Church, the Liturgy of the Hours. Point out that we pray and sing psalms during Mass. Pray from the Book of Psalms often with the class.

We Remember

- Read aloud the To Help You Remember statements, leaving out a key word in each statement. Have the children supply the correct word.
- Point out the Chapter Review activity. Have the children complete it now or at home with their families.

We Pray

- Gather the children for prayer.
- Tell them that together you will pray a psalm.
- Explain that psalms are special prayer poems in the Bible. Then practice the psalm response with the children.
- Begin and end the prayer by praying the Sign of the Cross together.

Preview

- ▶ Have the children carefully tear out pages 53 and 54 along the perforation.
- ▶ Encourage the children to share the pages with their families and to do the activities together.
- ▶ If they did not complete the review activity on page 53 by the end of the session, emphasize that they can complete it with their families at home.
- ▶ Point out the title and theme of next week's chapter to the children.

Visit www.BeMyDisciples.com

- ▶ Share with the children the many activities on the *Be My Disciples* Web site.
- ▶ Encourage the children to visit www.BeMyDisciples.com.

Before Moving On ...

As you finish today's lesson, reflect on the following question before moving on to the next chapter.

Am I providing enough time to respond to the children's questions?

With My Family

This Week ...

In chapter 5, "Mary, the Mother of Jesus," your child learned:

- ▶ The Gospel account of the Annunciation tells us about the angel Gabriel announcing to Mary that God had chosen her to be the mother of Jesus.
- ▶ Mary is the mother of Jesus, the Son of God. Mary is the Mother of God.
- ▶ The Gospel account of the Annunciation shares with us Mary's faith and trust in God and her love for him.
- ▶ Courage helps us trust in God and live our faith, even in difficult times.

For more about related teachings of the Church, see the *Catechism of the Catholic Church* 484-507, and the *United States Catholic Catechism for Adults*, pages 141-149.

Sharing God's Word

Read together Luke 1:26-38, the Gospel account of the Annunciation. Or read the adaptation of the story on page 48. Emphasize Mary's faith and trust in God and her love for him.

We Live as Disciples

The Christian home and family is a school of discipleship. Choose one or more of the following activities to do as a family or design a similar activity of your own.

- ▶ Teach your child the Mass responses "Thanks be to God" and "Praise to you, Lord Jesus Christ." Guide your child to use these responses properly when your family takes part in the celebration of the Mass.

- ▶ Courage is the virtue that helps us trust God and live our faith. Help your child to recognize the ways your family is living this virtue. Remind them that when they say yes to God, they are living as disciples of Jesus.

Our Spiritual Journey

The Psalms are a confession of faith in song. From the times of David until the present, the praying of the Psalms has nourished the faith of the People of God. Such prayer is both personal and communal. Memorize psalm verses such as the one on page 53 and integrate praying them spontaneously to respond to the various circumstances of your life.



For more ideas on ways your family can live as disciples of Jesus, visit

www.BeMyDisciples.com

ENRICHING THE LESSON

Listening Carefully. Reinforce the Listening Carefully activity on page 107, by creating a multi-column poster chart. List the children's names in the first column on the left side of the poster. As the first graders demonstrate good listening skills, provide stickers or stars for them to post next to their names on the chart. This incentive will encourage them to become better listeners. In addition to affirming the children's efforts, model good listening skills by giving the children your full attention when they are speaking.

Enriching the Lesson

Creating Bookmarks of Faith

Purpose

To reinforce that God invites us to have faith in him as Mary did (taught on page 49)

Directions

- ▶ Provide each child with a strip of poster board about three inches by eight inches on which the words "I Trust God" or "I Believe in God" or "I Have Faith" have been written. Provide primary writing lines and tracing letters for the words.
- ▶ Invite the children to use markers and trace over the words and decorate them to make bookmarks.
- ▶ Encourage the children to use their bookmarks in their books as a reminder that God asks us to listen to his Word and have faith in him.

Materials

poster board
cut into strips
with appropriate
phrases written
on them in
tracing letters
markers or
crayons

Bible Story Puppets

Purpose

To reinforce the Bible story of Mary saying "yes" to God (taught on page 48)

Directions

- ▶ In partners, have the children create puppets out of paper bags. Have them decorate one paper bag puppet as an angel and the other paper bag puppet as Mary.
- ▶ In partners, have the children use their puppets to retell the Scripture story based on Luke 1:26-38 in their own words. One child will be the angel; the other child, Mary.
- ▶ Invite several pairs to retell the story to the class.

Materials

paper
lunch-sized
bags
crayons
or markers

Listening Carefully

Purpose

To reinforce that God asks us to listen to his Word as Mary did (taught on page 49)

Directions

- ▶ Ask the children how they know Mary listened to the angel.
- ▶ Then brainstorm with the children ways that they show they are good listeners. List their responses on the board.
- ▶ Have the children draw a character map of a good listener. In the center of a large piece of construction paper put the words "A Good Listener."
- ▶ Invite the children, using the list on the board, to print two ways they show they are good listeners.
- ▶ Have the children, using their maps, tell about a time they were a good listener.

Materials

construction
paper
crayons or
markers