

Contents

UNIT 1: We Believe, Part One	42
Chapter 1 The Gift of Faith	44
Chapter 2 The Word of God	56
Chapter 3 The Mystery of God	68
Chapter 4 God, Father and Creator	80
UNIT 2: We Believe, Part Two	94
Chapter 5 Son of God, Son of Mary	96
Chapter 6 The Suffering Servant	108
Chapter 7 The Holy Spirit	120
Chapter 8 The Mystery of the Church	132
UNIT 3: We Worship, Part One	146
Chapter 9 Celebrating the Liturgy	148
Chapter 10 Baptism	160
Chapter 11 Confirmation	172
Chapter 12 The Eucharist	184
UNIT 4: We Worship, Part Two	198
Chapter 13 Penance and Reconciliation	200
Chapter 14 Anointing of the Sick	212
Chapter 15 Holy Orders	224
Chapter 16 Matrimony	236
UNIT 5: We Live, Part One	250
Chapter 17 Our Call to Holiness	252
Chapter 18 Making Moral Choices	264
Chapter 19 The Law of Love	276
Chapter 20 Ways of Happiness	288
UNIT 6: We Live, Part Two	302
Chapter 21 Love of God	304
Chapter 22 Commandments of Love	316
Chapter 23 Love of Neighbor	328
Chapter 24 The Summary of the Gospel	340
We Celebrate the Church Year	354
Catholic Prayers and Practices	388
We Celebrate the Mass	396
Key Teachings of the Church	404
Glossary	412
Index	417
Credits	419

Part Two

Objectives

In this unit, the students will learn that:

- ▶ The Incarnation is the belief that the Son of God became fully human in all ways except sin, while remaining fully divine.
- ▶ The Paschal Mystery is the Passion, Death, Resurrection, and Ascension of Jesus Christ.
- ▶ The Holy Spirit is at work bringing about God's plan of Salvation within the Church.
- ▶ God the Father has called the Church, the People of God, together in Jesus Christ by the power of the Holy Spirit.

Spiritual Insights

"When we speak of the Paschal Mystery, we refer to Christ's death and Resurrection as one inseparable event. It is a mystery because it is a visible sign of an invisible act of God. It is paschal because it is Christ's passing through death into new life. For us it means that we can now die to sin and its domination of our lives, and we pass over into divine life already here on earth and more completely in heaven" (*United States Catholic Catechism for Adults*, page 93).

"Remain in me, as I remain in you . . . I am the vine, you are the branches" (John 15:4-5).

Living the Six Tasks of Catechesis

Liturgical Education:

Saint Elizabeth Ann Seton (1774-1821)



Elizabeth was raised in a wealthy Episcopal family in New York. The family read the Scriptures and prayed together often. Her parents also encouraged Elizabeth to participate in charitable activities.

Elizabeth fell in love with and married Will Seton when she was nineteen. They had five

children together. Then Will contracted tuberculosis. He was unable to work and his successful business failed. Family friends in Italy invited the Seton family to stay with them while William recovered. They also wanted to help Elizabeth with the responsibility of caring for her children.

Elizabeth was deeply moved by her friends' Catholic faith. She began to visit Catholic churches to pray before the Blessed Sacrament. She had no doubt that Jesus was truly present in the bread and consecrated wine at Mass. Elizabeth also felt drawn to our Blessed Mother, especially after Will died. She knew that Mary had suffered the loss of her beloved son, Jesus. As she knelt before the tabernacle praying to Jesus and his mother, Elizabeth felt the Lord calling her to join the Catholic Church.

A year later, back in America, she professed her faith as a Catholic although many friends and family turned their backs on her. She decided that the best way she could support herself and her children was to open a Catholic boarding school for girls. In this way, she could provide both faith and education for the girls.

In time, Elizabeth formed a religious order for women called the American Sisters of Charity. With Elizabeth's leadership, the nuns opened orphanages and schools for the poor. Mother Seton, as she became known, was one of the first to reach out to developmentally challenged children. Her nuns also worked in hospitals and homes for the elderly.

We honor Elizabeth Ann Seton as the first American-born saint. As catechists, we respond to the gift of Jesus' Body and Blood in the Eucharist through our service to others, as Saint Elizabeth did.

Sharing Your Faith


Find a partner to work with: a spouse, a friend, a fellow catechist. Come together at the beginning or end of each unit for shared prayer and discussion. Use the questions below as a starting point. As an alternative, record your thoughts in a personal journal.

- ▶ Why are the Cross and the Resurrection inseparable for us as Jesus' disciples?
- ▶ Describe an experience of the Holy Spirit inspiring or encouraging you.
- ▶ How do you build up the Body of Christ, the Church?

We Believe

UNIT 2

Part Two



The Prophet's Message

The prophet Jeremiah lived during a time of great crisis. He warned the people to turn back to God. He told them of a great king who would bring them many blessings.

Behold, the days are coming, says the Lord,
when I will raise up a righteous shoot to David;
As king he shall reign and govern wisely.
He shall do what is just and right in the land.
In his days, Judah shall be saved,
Israel shall dwell in security.
This is the name they give him:
"The Lord our justice."

Jeremiah 23:5-6

48

Unit 2 Opener

Opening Page

- ▶ Invite the young people to tell you what they see in the illustration. (*The prophet Jeremiah is speaking to the people.*)
- ▶ Ask a volunteer to read the Scripture story aloud. Then ask: "About whom is Jeremiah speaking?" (*Accept all reasonable responses.*)

Getting Ready

- ▶ Invite the young people to write their responses to the questions and directions under What I Have Learned, Faith Terms to Know, and the other headings in the second column.
- ▶ Invite a few volunteers to share their responses, but do not correct them at this time. Tell the students that they will return to this page to check their learning at the end of the unit.
- ▶ For Questions I Have, you might write their questions on the board or on a piece of newsprint so that you can refer to them if or when the topics come up in the unit.
- ▶ Ask the class to look at the next page and begin Chapter 5.

What I Have Learned

What is something you already know about these faith concepts?

The Paschal Mystery


The Kingdom of God

God the Holy Spirit

Faith Terms to Know

Put an X next to the faith terms you know. Put a ? next to faith terms you need to know more about.

- _____ Incarnation
- _____ Theotokos
- _____ Salvation
- _____ The Passion
- _____ Gospel
- _____ Pentecost
- _____ Church
- _____ Communion of Saints



The Bible

What do you know about the visit of Mary to her cousin Elizabeth?

The Church

What would you like to know about Mary's place in the Church?

Questions I Have

What questions would you like to ask about the Resurrection?

49

CHAPTER 5 Son of God, Son of Mary

BACKGROUND

The Mysteries of Christ's Life

When you speak the name Jesus Christ, which memories does it evoke? Most of our attention will likely focus on the events surrounding his birth, Death, and Resurrection. The Incarnation and the Paschal Mystery of Christ are indeed the central mysteries of the Church's faith in Christ, but Christ's whole life on earth reveals the mystery of God's love and invites us to believe in and share in that love.

The Mystery of Redemption

"Christ's whole life is a mystery of redemption. Redemption comes to us above all through the blood of the cross, but this mystery is at work throughout Christ's entire life" (*Catechism of the Catholic Church*, 517). Reflecting on the other mysteries of Christ's life is also important as we try to come to know and love him and grow as his disciples.

The Hidden Life of Christ

For most of his life on earth, Jesus was hidden from view. It is reasonable to assume that he led a life very similar to those of his contemporaries during the early years. He woke up, worked, ate meals with his parents, and gave little evidence of greatness (see Matthew 13:55). Jesus obeyed Mary and Joseph and observed the laws of the Jewish religion.

His home at Nazareth, with its routines of family life, work, and parental instruction, is something with which we can easily identify. Jesus was a young boy. He was, in some ways, much like us or the young people sitting in a sixth-grade classroom who are advancing in "wisdom and age and favor before God and man" (Luke 2:52).



The Public Ministry of Jesus

It is generally acknowledged that the event that initiated Jesus' public ministry was his baptism by John the Baptist in the Jordan River. There the Holy Spirit descended on Jesus "like a dove," and the Father's voice declared, "This is my beloved Son" (Matthew 3:17).

The theme of Christ's solidarity with humanity in all our pain and loss echoes, like a bold chord, throughout his short ministry. Jesus reached out to everyone and preached a kingdom where we are all restored to God's image and likeness. He made it clear that the kingdom belongs to the poor and the lowly who accept his kingdom with humble hearts. It belongs to people who struggle to turn their lives and wills over to God's provident care. He worked miracles not to impress people, but to invite people to faith in God and to demonstrate the power of divine love at work in the world amid hunger, injustice, poverty, illness, death, and sin.

For Reflection

How do I respond to Jesus' question, "Who do you say that I am?"

How does my reflection on the mysteries of Christ's entire life on earth influence my daily decisions?

Catechist to Catechist

Planting the Seeds of Faith

Saint Paul the Apostle wrote, "I planted, Apollos watered, but God caused the growth" (1 Corinthians 3:6). Saint Paul's description of his ministry describes your work as a catechist in many ways. You plant the seeds of faith; someone else waters it; God, in his good time, brings the harvest. Growth in faith in Jesus Christ is more than simply learning more about Jesus; it is encountering Christ. It is growing in friendship and intimacy with him through study and prayer. It is growing in a relationship with Jesus that becomes so central to who you are that it gives direction to all that you say and do.

Modeling a Life of Faith

As Mary is the model of faith for all Christians, you are a model of faith for your students. Your actions, as well as your words, manifest your faith and the difference living a life of faith makes in a person. The students will see your love and patience and your compassion and understanding as signs of God's loving patience, compassion, and understanding of them. They will come to trust in God's love when they trust your love for them.

The Church Teaches...

"The incarnation of the only Son of God is the original inculturation of God's word. The mystery of the incarnation is also the model of all evangelization by the Church" (*National Directory for Catechesis*, 21A). It is important that catechists introduce their students to the Person of Jesus so that they may develop a personal relationship with him and grow in intimacy with him.

Further Reading and Reflection

For more on the teachings of the Church, see the *Catechism of the Catholic Church*, 422-570; and the *United States Catholic Catechism for Adults*, pages 77-87.




Catechist Prayer

Holy Spirit,
bless the young people
this week.
Help them understand
and share
more deeply and more
abundantly
in the Paschal Mystery.
Amen.

Lesson Planner

Chapter 5 Son of God, Son of Mary

Focus To learn more about the meaning of the Incarnation

LESSON PART	PROCESS	MATERIALS and RESOURCES
EXPLORE Focus To explore the faith and humility of Mary  10 minutes Pages 47–48	<ul style="list-style-type: none"> ▶ Proclaim and discuss Luke 1:35, 38 (the angel Gabriel visits Mary). ▶ Learn why Mary is the model disciple. Disciple Power: Humility Activity: Write a prayer of praise to God for his blessings.	Bible Pencils
DISCOVER Focus To discover the mystery of the Incarnate Word who is Savior and Messiah  30 minutes Pages 49–51	<ul style="list-style-type: none"> ▶ Deepen understanding of the Incarnation. ▶ Explore the meaning of Jesus Christ as Messiah and Savior. ▶ Explore the mysteries of the Rosary. Activity: Design a poster for the Month of the Holy Rosary.	Crayons or markers Art paper Additional Activities Booklet: Activities 5a–5b, or see BeMyDisciples.com.
DECIDE Focus To decide on a way to practice humility  10 minutes Page 52	Activity: Write a story about Mary. My Faith Choice: Choose a way to be humble.	Journals Enriching the Lesson Activities: Catechist Edition, page 107 • Role-playing Saying “Yes” to God • Designing Symbols for Mary • Writing in Journals

Concluding the Lesson

 10 minutes

We Remember

Page 53

- ▶ Review concepts and do the review activity.
- ▶ **Assessment Tools Booklet:** Chapter Test 5a–5b, or see BeMyDisciples.com.

We Pray

- ▶ **Prayer:** Hail Holy Queen

Materials: Bible, candle, cross for prayer space

- ▶ Grade 6 Music CD

Preview

Point out resources for this chapter at

www.BeMyDisciples.com

- ▶ Preview the With My Family page and next week’s lesson theme.

Looking Ahead

In this chapter the Holy Spirit invites you to ▶



EXPLORE how Mary demonstrates the virtue of humility.



DISCOVER that God the Son has humbled himself with God.



DECIDE on how you can commit to living with humility.

CHAPTER
5

Son of God, Son of Mary

- 2 When someone asks you to do something, how do you respond?

Let us listen to what Saint Luke tells us about Mary's response to the angel's message to her.

"The holy Spirit will come upon you, and the power of the Most High will overshadow you. Therefore the child to be born will be called holy, the Son of God. . . ." Mary said, "Behold, I am the handmaid of the Lord. May it be done to me according to your word."

Luke 1:35, 38

- 2 Why do you think that Mary responded "yes" to God? What is the name that the Church gives to this event of the angel Gabriel's announcement to Mary?

47

HUMAN METHODOLOGIES

Learning by Discipleship. The *National Directory for Catechesis* states that Mary is the first disciple and a model for all followers of Christ (NDC 298). This week, as you discuss Mary's faith and trust in God, consider conducting a walking tour of the parish grounds, looking for statues and other depictions of Mary. Ask the students what these works of art tell us about our Blessed Mother and how we can grow as disciples by following her example. Conclude the tour by gathering at a favorite statue. As the students stand or kneel, invite them to offer silent prayers asking Mary to help them grow in discipleship. Pray the Hail Mary together.

Pray

- ▶ Gather students for prayer. Begin and end with praying the Sign of the Cross.
- ▶ Lead the class in praying the Hail Mary.
- ▶ Conclude with, "Father, may Mary be a source of joy through all ages. Amen."

Reflect

- ▶ Ask the opening question and invite responses.
- ▶ Invite a student to read the Scripture passage aloud. Spend time discussing the questions following the Scripture passage on the page.
- ▶ Inquire, "What if God called on you to accept something that you never thought possible? How would you respond? What is God inviting you to do today?" Discuss with the young people.
- ▶ Explain that when we honor Mary in prayer, she can help us focus on Christ, her son.
- ▶ Ask students which details they recall about the Annunciation.
- ▶ Have a volunteer student read aloud the Annunciation from Luke 1:26–38.
- ▶ Tell the young people that on the next page they will learn more about how Mary responded to God's call.

Focus

Call attention to Looking Ahead to highlight what they will explore, discover and decide in this chapter.

Introduce

- ▶ Point out that Mary can help us learn how to love as God loves.
- ▶ Have a volunteer read aloud the text on the page. Prepare a female student to take the part of Mary and proclaim the Scripture passages at the appropriate times.
- ▶ Inquire: How would you have responded if you were Mary?

Reinforce

- ▶ Remind students that Mary is a perfect model of faith.
- ▶ Invite students to examine the image of Mary on the page. Ask them to describe what characteristics of Mary are represented.

Connect

- ▶ Have students complete the activity on the page in groups. The prayers of praise will be used at the end of this chapter for a closing prayer.
- ▶ Ask students what it means to be humble. Have them read the Disciple Power box.
- ▶ Point out that Mary is a perfect model of one who is humble.
- ▶ Conclude with a discussion on ways we can show humility.



Disciple Power

Humility

Humility helps us see and accept the truth about God and ourselves. A humble person acknowledges that God is the source of life and author of all that is good. Humility is often described as "poverty in spirit" when the humble person completely trusts in God.

THE CHURCH FOLLOWS JESUS

Mary, the First and Model Disciple

Imagine the teenage Mary's surprise and confusion when God invited her to be the mother of his Son. Mary did not understand why God had chosen her. She was a virgin and asked, "How can that be?" Yet, she responded, "May it be done to me according to your word" (Luke 1:38).

Full of humility at what God was asking from her, Mary set out to visit her relative Elizabeth, who was also pregnant. It was not an easy journey from Nazareth to the home of Elizabeth. When Mary arrived, she was perhaps once again surprised when the much older Elizabeth greeted her.

"Most blessed are you among women, and blessed is the fruit of your womb . . . Blessed are you who believed that what was spoken to you by the Lord would be fulfilled." *Luke 1:42, 45*

Mary responds to Elizabeth with great faith. Mary proclaims,

"My soul proclaims the greatness of the Lord; my spirit rejoices in God my savior . . . The Mighty One has done great things for me, and holy is his name." *Luke 1:46-47, 49*

Mary told Elizabeth that all blessings come from God. She realized that her being "blessed" in the eyes of Elizabeth and future believers was not of her own doing. Her was the response of a true and faithful Israelite, one who knew her part in the Covenant that God made with Abraham and Moses, "God alone is God" (see Psalm 62:2). Mary's humble "yes" models for us what it means to be a true disciple of her Son, Jesus. She is the model for the whole Church of how to follow Jesus.

Activity

Reflecting on Mary's faith and humility, write a short prayer of praise to God for how he has blessed you this week.



DISCIPLE POWER

Humility. Many people want recognition for their achievements. Being recognized for one's achievement can be a good thing, yet when we desire to be the center of attention, we lose sight of the purpose for achieving good. Motivation of a humble person comes from the desire to honor and love God. Invite volunteers to share examples of people who are humble, quiet servants, doing good without seeking praise or reward. Examples might include parents, grandparents, teachers, catechists, or a helpful neighbor. Ask students to name acts of service that they might do this week to honor God, and challenge them to act with a humbled servant's heart.

Jesus the Christ

God the Father chose the Blessed Virgin Mary to be the mother of his Son. She is the handmaid of the Lord, who was a virgin her whole life.

The Incarnation

The Virgin Mary conceived Jesus by the power of the Holy Spirit. He is the Son of God, Jesus is the Second Person of the Trinity, who took on flesh and became fully human in all things except sin. This great event is called the **Incarnation**. Thus the Virgin Mary, mother of Jesus, is truly the *Theotokos*, the Mother of God. The Greek word *theotokos* means "God-bearer."

In the opening passages of the Gospel of John, we read,

And the Word became flesh and made His dwelling among us, and we saw his glory, the glory as of the Father's only Son, full of grace and truth.

John 1:14

God has revealed to us, through Sacred Scripture and Sacred Tradition, that his only begotten Son assumed our human nature while remaining fully God.

The early Church called Jesus the New Adam. The Incarnation was the beginning of the new Creation, the beginning of restoring God's plan of creation. The Word of God became a man so that we could be redeemed and share in the divine life. In him, God's plan of salvation and redemption came true.

Because Jesus was fully human, he experienced joy and sadness, peace and suffering. He thought with a human mind, acted with a human will, worked with human hands, and loved with a human heart. Jesus is a divine Person with both a human and divine nature. This is a great mystery of faith.

Activity Read the following Scripture passage. Tell a partner whether each passage reminds you more of the human or divine nature of Jesus.
John 1:1-5
John 11:32-36

FAITH FOCUS
What is the meaning of the Incarnation?

FAITH VOCABULARY
Christ
This title of Jesus identifies him as the Messiah, the Anointed One, whom God sent to save all of humanity.

Incarnation
The Incarnation is the belief of the Church that the Son of God became fully human in all ways except sin, while remaining fully divine.

Lord
This title of Jesus indicates his divine sovereignty, or power.



49

Key Concept

In the Incarnation, Jesus, the Son of God, took on flesh and became human in all things except sin.

Teach

- ▶ Write the Faith Focus question on the board.
- ▶ Point out the terms and definitions in the Faith Vocabulary box.
- ▶ Ask, "What does the Prologue of John's Gospel remind you of?" Point out that the Gospel of John opens up similarly to the Book of Genesis. Explain that John is revealing that Jesus Christ is the eternal Son of God.
- ▶ Divide the class into two groups. Invite a group to read about Jesus as the New Adam. Invite the second group to read about the human and divine natures of Jesus. Ask each group to share with the other what they learned.

Reinforce

- ▶ Write the word "*theotokos*" on the board. Ask the class to read the first two paragraphs to learn the meaning of this term.
- ▶ Ask a volunteer to proclaim the Scripture passage.

Connect

- ▶ Point out the image on the page.
- ▶ Ask: "Which events in the life of Jesus was Mary present?"
(*For example, the Annunciation, The Nativity, The Marriage at Cana.*)
- ▶ Have students complete the Scripture activity on the page with partners.

TEACHING TIP

Theotokos. There are many beautiful icons of the *Theotokos*. In preparation for this week's lesson, take time to do an Internet search for pictures of these icons. Pay particular attention to details such as the placement of the hands, the direction in which the eyes of both Mary and Christ are gazing, the facial expressions, and other symbols hidden in the details of the icon. In the most common icon portrayals of the *Theotokos*, for example, Mary's right hand points to Jesus. In this simple gesture, she is telling us that Jesus is the way and we are to follow him. Both she and Jesus are looking at us, the observers of the icon. Looking at an icon with this attention to detail is actually referred to as "reading the icon."

Key Concept

Jesus Christ is the Savior, the Messiah promised by God.

Teach

- ▶ Invite a volunteer to read the introductory paragraph.
- ▶ Have the students work in four groups. Assign one of the four, shaded statements about Jesus to each group. Have each group read their statement and discuss what they understand about the content and select one person to report back to whole group.
- ▶ Distribute Bibles and have each group read the Scripture passages that relate to their statement.

Reinforce

- ▶ Remind the students that Jesus is the Savior of all people. Point out that while Jesus lived on Earth, not everyone came to believe this.
- ▶ Read the Faith-Filled People box to highlight someone who did come to believe that Jesus is the Savior and gave his life for it.

Connect

- ▶ Conclude by asking each group to discuss how they would respond to Jesus' question, "Who do you say that I am?"
- ▶ If time allows, have each of the four groups decorate a piece of art paper with the words of their response and share with the class.



Faith-Filled People

Saint Lawrence

Lawrence, deacon and martyr, served the Church during the persecution under Emperor Valerian (c. 257–260). Lawrence had the responsibility to care for the "treasures" of the Church. He was ordered to bring these treasures to his sentencing for execution. Lawrence arrived accompanied by a large number of blind, sick, and poor people. He declared, "Here are the treasures of the Church."

In His Name

While Jesus lived on Earth and did the work his Father sent him to do, not everyone came to believe he was **Christ**, the Savior and Messiah. Some people were confused and hesitant to believe. Others were hostile. On one occasion when Jesus asked his disciples, "Who do you say that I am?" only Peter the Apostle spoke out and confessed his faith in Jesus. Simon Peter said in reply,

"You are the Messiah, the Son of the living God."

Matthew 16:16

Like Peter we too, led by the Holy Spirit, confess our faith in Jesus. We believe in the faith as handed down to us by the Apostles:

Jesus is Lord. In Sacred Scripture, the word *Lord* is used for God. Jesus is the Son of the living God. He is the Second Person of the Holy Trinity and is infinitely one with the Father in the Holy Spirit (see John 12:44–45; 1 Corinthians 12:3).

Jesus is true God and true man. The Son of God became true man without giving up his divinity. The Son of God became like us in all things but sin. We call this the mystery of the Incarnation (see John 1:14).

Jesus is the One whom God promised to send to deliver his people and to lead them to live the Covenant faithfully. The name of Jesus means "God saves." Jesus is the Messiah and Savior. The title Messiah, or Christ, means "Anointed One."

Jesus Christ is the one and only Mediator, or "go-between," who links God and the human family. He alone reconciles the human family with God (see 1 Timothy 2:5–6; Hebrews 9:15–28).

Being a Christian is not only knowing and believing that Jesus is Lord, the Son of God, the Savior of the World but also living as his faithful disciples, as Saint Lawrence.

2 Who do you say Jesus is?



FAITH-FILLED PEOPLE

Saint Lawrence, Deacon and Martyr. Saint Lawrence, who died for Christ in 258, was a deacon under Pope Saint Sixtus II. Four days after the pope was put to death, Lawrence, the only living deacon in Rome, was arrested by the Emperor Valerian. After his arrest, the greedy emperor demanded that Lawrence surrender the church's wealth to Rome. Lawrence asked for three days to do so. On the third day, he explained, "Here is all the church's treasure." Lawrence then presented hundreds of lepers, orphans, the blind, and the lame to Valerian. The emperor was enraged and ordered Lawrence to be tortured and put to death. For more information on St. Lawrence, go to the Saint Resource at www.BeMyDisciples.com.

The Mysteries of Salvation

Mary is the first disciple of Jesus. She is the first and greatest saint of the Church. Mary always points us to Christ. We can look to Mary to teach us and help keep our eyes fixed on Jesus. Mary gazed on the human face of her son, Jesus, and saw God. She kept in her heart the beautiful mystery of her son, Jesus Christ, the Son of God. We are to honor Mary as our mother too, and our hearts are to be like hers.

The Church has given us the Rosary to help us join with Mary and always keep our lives centered on Jesus. There are twenty Mysteries of the Rosary. The word *mystery* points to the mystery of Salvation. There are five Joyful Mysteries, five Sorrowful Mysteries, five Luminous Mysteries, and five Glorious Mysteries. Here is a list of the Joyful Mysteries:

1. The Annunciation of Gabriel the Archangel to the Blessed Virgin Mary (see Luke 1:26-38)
2. The Visitation of the Blessed Virgin Mary to Saint Elizabeth (see Luke 1:39-49)
3. The Nativity of Jesus in Bethlehem (see Luke 2:1-14)
4. The Presentation of Jesus in the Temple (see Luke 2:22-38)
5. The Finding of Jesus in the Temple (see Luke 2:41-52)

Because of Mary's unique role in God's plan of Salvation, at the end of her earthly life, she was taken up, body and soul, into Heaven. The Church encourages us to pray the Rosary in her honor. It is one way we can bless and honor God with Mary. The Church celebrates October as the Month of The Holy Rosary.

Activity Design a poster encouraging classmates to participate in the Month of The Holy Rosary. Include events, and reasons that will motivate students to take part.

Catholics Believe

The Rosary

The Church honors Mary as Our Lady of the Rosary each year on October 7. Praying the twenty mysteries of the Rosary helps us to reflect on the main events, or mysteries, of salvation. This kind of meditative prayer helps puts us in touch with the heart of our faith in Christ.



51

Key Concept

The mysteries of the Rosary help us reflect on the life and work of Jesus.

Teach

- ▶ Have students quietly read the text on the page. As they read, ask them to note how Mary points us to Christ.
- ▶ Divide the class into five groups, assigning each group one of the five Joyful Mysteries. Have each group read the related Scripture passage, and share why this mystery is considered joyful.
- ▶ Explain that many believe praying the Joyful Mysteries provides the spiritual strength of humility. Ask the students why they think this is the case. (*They show the example of Mary's trust in God.*)

Reinforce

- ▶ Remind students that the Blessed Virgin Mary has a favored and unique place in God's loving plan of Salvation.
- ▶ Invite the students to read the Catholics Believe box. Explain that the Church honors Mary throughout the year. List the major Marian feasts on the board using the box on this page to assist you.

Connect

Distribute art paper and supplies. Have students complete the activity on the page and share their work.

THE TASKS OF CATECHESIS

Promoting Knowledge of the Faith. In addition to the Marian holy days (January 1, August 15, and December 8) and Marian feasts (October 7, May 31, and December 12), the events of Mary's life are celebrated on many other days during the liturgical year. List the following feasts and dates on the board. Have the students research one on the Marian Feasts at www.BeMyDisciples.com: the Birth of the Blessed Virgin Mary (September 8), Our Lady of Sorrows (September 15), The Presentation of the Blessed Virgin Mary (November 21), The Annunciation of the Blessed Virgin Mary (March 25), The Immaculate Heart of Mary (Saturday after Corpus Christi), and the Queenship of Mary (August 22). Ask the students to write a one-paragraph summary of what they learned about the feast day that they chose.

Reinforce

- ▶ Discuss how Mary is the perfect model of discipleship for us.
- ▶ Brainstorm as a class various actions that demonstrate the virtue and attitude of humility.

Respond

Invite the students to complete the story activity. Encourage them to sketch an illustration for their story. You may wish to provide a small piece of white art paper for this activity and display their work.

Choose

- ▶ Invite the students to complete My Faith Choice.
- ▶ Remind the students to pray the prayer to ask God to help them act with a humble heart.

I FOLLOW JESUS

Mary teaches us how to be humble disciples of Jesus. She is the virgin Mother of Jesus. Because Jesus is the Son of God, Mary is the Mother of God.

THE STORY OF MARY

Review what you learned about Mary in this chapter. Use the Gospel Stories and Mysteries of the Rosary to assist you in writing a story about Mary. Give your story a title and illustrate it.

MY FAITH CHOICE

Having reflected on Mary's humility, I will try to be humble this week. I will



Pray, "Heavenly Father, I praise you for giving me this opportunity to act with a humble heart. Amen."

52

SACRED TRADITION

Marian Devotion. The Rosary is the most widely popular Catholic devotion honoring Mary. Although the exact origins of the Rosary are not certain, the Dominicans, followers of Saint Dominic, have traditionally known for promoting it. Until 2002, when Pope John Paul II added the five Luminous Mysteries, there were fifteen mysteries of the Rosary. At that time the pope explained the meaning of the "mysteries" of the rosary. He wrote: "in the course of those mysteries we contemplate important aspects of the person of Christ as the definitive revelation of God." When we pray the Rosary, we both honor Mary and join her in giving honor and praise to God for the gift of Salvation in Christ.

Chapter Review


Complete the crossword puzzle.

Down

1. The Son of God, the Messiah and Savior
2. The belief that the Son of God became man
3. The Mother of Jesus, the Mother of God

Across

4. The prayerful meditation on events in the life of Jesus and Mary
5. The virtue related to "poverty in spirit"



TO HELP YOU REMEMBER

1. God the Father chose the Blessed Virgin Mary to be the mother of his Son.
2. Jesus is the Second Person of the Trinity who is the Messiah, Christ, or "Anointed One." He is true God and true man.
3. The Rosary is a prayer in which we reflect on the Mysteries of Salvation.

Hail, Holy Queen

We conclude the praying of the Rosary by praying the prayer, Hail, Holy Queen. Catholics have been praying this prayer since the 1100s. Originally written in Latin, it is now prayed around the world.

Here is the Hail, Holy Queen in Polish. You will find the Hail, Holy Queen in English on page 262 of your book. Pray the Hail, Holy Queen together in the language you know.

Witaj Królowo, Matko Miłosierdzia,
życie, słodyczy i nadzieję naszą, witaj!
Do Ciebie wolałyśmy
wygnać, synowie Ewy,
na Ciebie wazyliśmy się i płacząc
na łonie Twoim padali.
Poznał, Opatrzycielu nasz,
one miłosieme oczy Twoje na nas zwrócił,
a Jezusa, błogosławionego owoc żywota Twojego,
po tym wygnaniu nam okazał.
O łaskawo, o Miłosierno, o słodka Panno Maryjo!



We Remember

- ▶ Ask the students which images best represent from what they recall included in the chapter.
- ▶ If they do not recall all of the bulleted summary statements under the To Help You Remember section, then be sure to review them with the students.
- ▶ Have students review the chapter by filling in the crossword puzzle.

We Pray

- ▶ Gather the students to conclude the chapter with prayer.
- ▶ If rosaries are available, distribute one to each student.
- ▶ Choose one of the Mysteries of the Rosary to pray. See page 262 for a list of the Mysteries. You may consider the following:
 - Joyful Mysteries (Mon., Sat.)
 - Luminous Mysteries (Thurs.)
 - Sorrowful Mysteries (Tue., Fri.)
 - Glorious Mysteries (Wed. Sun.)
- ▶ Together pray the Hail, Holy Queen.
- ▶ Consider singing or just listening to a traditional Marian hymn to close the lesson.

TEACHING TIP

Music in the Classroom. In addition to biblical texts, holy images, and traditional prayers, music also reveals much about what we believe as Catholics. Consider using a traditional Marian hymn ("Immaculate Mary", "Sing of Mary", or "Hail, Holy Queen") to close this week's session or see the Grade 6 Music CD. Choose a hymn found in your parish hymnal or missalette so that the students can look at the text of the song that you choose. Ask the students to share what the text teaches us about Mary's life.

Preview

- ▶ Have students carefully tear out the "With My Family" page along the perforation.
- ▶ Encourage them to share the pages with their families and to complete the activities together at home.
- ▶ If the students did not or could not complete the chapter review, encourage them to complete it with their families.
- ▶ Point out the title and theme of next week's chapter to the children.

Visit www.BeMyDisciples.com

- ▶ Take time with the students to explore the many activities and resources available at www.BeMyDisciples.com.
- ▶ Encourage them and their families to discover the many resources available at the Web site.

Before Moving On...

As you finish today's lesson, reflect on the following question before moving on to the next chapter.

How well do I allow silent time for children to reflect on what I am teaching?

With My Family

This Week...

In chapter 5, Son of God, Son of Mary, your child learned:

- ▶ God the Father chose the Blessed Virgin Mary to be the mother of Jesus, the Son of God, who became one of us without giving up being God.

- ▶ In Jesus Christ, the Son of God and the Son of Mary, God's promise and plan of salvation are fulfilled.

- ▶ In praying the Rosary, we can honor Mary and meditate on the life of Christ.

- ▶ Mary is the first and model disciple of her son. She demonstrates the virtue of humility in her words and deeds, acknowledging that all her blessings are from God.

For more about related teachings of the Church, see the Catechism of the Catholic Church, §§22-670 and the United States Catholic Catechism for Adults, pages 77-87.

Sharing God's Word

Read Hebrews 2:8-18 together. Emphasize that Jesus is Lord, yet became human even unto death. In Christ, we are adopted children of God. Christ has reconciled us with God, who promises us eternal life if we live according to the Gospel.

We Live as Disciples

The Christian home and family is a school of discipleship. Choose one of the following activities to do as a family, or design a similar activity of your own:

- ▶ Talk about some of the choices your family has made. How are these choices signs of your faith in Jesus Christ? Reflect on your celebration of the Christmas season. Decide as a family what Christian choices you can make amid the popular consumerism of the season.

▶ Humility can be a difficult virtue for pre-adolescent sixth-graders, who are trying to maintain independence and autonomy. Discuss practical ways your family can live this virtue. Remind your child that humility is not a sign of weakness, but of a strong faith and relationship with God.

▶ Pray the Rosary as a family at home, especially on a feast of Mary, making sure each family member has his or her own rosary. Also participate in a family Rosary at your parish, if and when it is prayed.

Our Spiritual Journey

Praying the Rosary helps us see how Mary always points us to Jesus. In this chapter, your child played part of the Rosary. Read and pray together the prayer on page 53.



For more ideas on ways that your family can live as disciples of Jesus, visit www.BeMyDisciples.com

PARTNERING WITH PARENTS

Praying the Rosary. The month of October is the month of the Rosary. Build on today's lesson by encouraging parents to pray the Rosary with their children, especially during the month of October. Suggest that they continue this tradition during the month of May and on Marian feast days throughout the liturgical year. Provide parents with those dates, as listed in the "Tasks of Catechesis" box in this chapter on page 103. A list of Marian feasts can also be found at www.BeMyDisciples.com. Send or e-mail directions for praying the Rosary to the parents, refer them to the back of the student book, or ask them to visit or www.BeMyDisciples.com.

Enriching the Lesson

Role-playing Saying "Yes" to God

Purpose

To reinforce the Gospel account of the Annunciation in Luke 1:26-38, especially Mary's response of faith (taught on page 47-48)

Directions

- ▶ Focus on the response of Mary to Gabriel, "Behold, I am the handmaid of the Lord. May it be done to me according to your word" (Luke 1:38). Point out that we call this "Mary's yes to God."
- ▶ Have the students work in small groups to create role plays using real-life situations that illustrate saying yes to God.
- ▶ Invite the groups to present their role plays.
- ▶ Discuss the role plays with the entire class.
- ▶ Encourage the students to pray and put their trust in God when they make decisions to live their faith.

Materials

none

Designing Symbols for Mary

Purpose

To reinforce the Joyful Mysteries of the Rosary taught on page 51.

Directions

- ▶ Have the students work individually to list the Joyful Mysteries that they learned in this chapter.
- ▶ Invite them to create symbols for one of the mysteries or for Mary as a disciple of Jesus.
- ▶ Have the students share their symbols.

Materials

construction paper
markers or crayons

Writing in Journals

Purpose

To reinforce Saint Peter's response to Jesus when Jesus asked his disciples, "Who do you say that I am?" (taught on page 50)

Directions

- ▶ Discuss with the class ways that they believe young people today would respond to Jesus' question, "Who do you say that I am?"
- ▶ Next have the students write their own personal responses to Jesus' question.

Materials

journals or paper
pens or pencils