

Contents

Welcome Chapter

Unit One • God Gave Us the World

- Chapter 1 God Created the World
- Chapter 2 We Care for Creation
- Chapter 3 God's Promise to Noah
- Chapter 4 We Share God's Love

Unit Two • God Knows and Loves Us

- Chapter 5 Jesus Welcomes the Children
- Chapter 6 We Are Children of God
- Chapter 7 Jesus Is the Good Shepherd
- Chapter 8 We Care for Others

Unit Three • Jesus Is God's Own Son

- Chapter 9 Jesus Lived in a Family
- Chapter 10 My Family Is a Sign of God's Love
- Chapter 11 Jesus Teaches Us to Pray
- Chapter 12 We Pray Every Day

Unit Four • God Gave Us Our Church Family

- Chapter 13 Jesus Has Many Friends
- Chapter 14 We Belong to the Catholic Church
- Chapter 15 Jesus Feeds Many People
- Chapter 16 We Thank God at Mass

Unit Five • We Live as Friends of Jesus


- Chapter 17 Zacchaeus Listens to Jesus
- Chapter 18 We Listen to Jesus
- Chapter 19 The Good Neighbor
- Chapter 20 The Holy Spirit Is Our Helper

Unit Six • We Celebrate Holy Days and Holidays

- Chapter 21 Mary's Birthday
- Chapter 22 All Saints Day
- Chapter 23 Thanksgiving Day
- Chapter 24 Advent
- Chapter 25 Christmas
- Chapter 26 The Holy Family
- Chapter 27 Saint Valentine's Day
- Chapter 28 Lent
- Chapter 29 Easter
- Chapter 30 Mary, Our Mother

5

Jesus Welcomes the Children



Stories
of God's
Love
Kindergarten

Jesus Blessed the Children

Jesus taught everyone to live
as a child of God.



Play this game with a partner.

For My Family

Sharing the Story

Jesus Blesses the Children

Jesus had special friends who he chose to be his helpers. Jesus and his special friends, or disciples, traveled from town to town to remind people about the good news of God's love.

Hearing that Jesus was visiting their town, many people hurried to listen to him. They believed Jesus was a great teacher. They wanted to see him and listen to him. Some people asked him questions about God.

Sometimes Jesus answered their questions by telling the people stories. These stories helped people to understand what Jesus was teaching them. One very important thing that Jesus taught the people was that they were to always try their best to live as children of God.

One time when Jesus was teaching the people, parents brought their little children, even babies, to him. They wanted Jesus to touch and bless their children. When the disciples of Jesus saw what the people were doing, they told the people and their children to go away and to leave Jesus alone.

Jesus saw and heard what his disciples were doing, and he stopped them. He said, "Let the little children come to me. You are to learn to love God as these little children love."

Jesus turned to the children. He invited them to come to him. Jesus put his hands on them and he blessed them.

After that Jesus and his disciples went to another place.

BASED ON MATTHEW 19:13-15,
MARK 10:13-16 AND LUKE 18:15-17

Scripture Background

Children in Jesus' time were treated as insignificant at best and as examples of poor behavior or subjects to be trained at worst. Thus, it is not surprising that the disciples turned them away. What is important is that Jesus, in stark contrast, holds children up as a model of those who will inherit the Kingdom of God.

Nurturing Our Children

Your kindergarten child's notion of right and wrong is developing. While adults might see the value of sharing or being a good sport even when they are losing, this is often not the perspective from which kindergarteners view their relationship with other people. Do not jump to the conclusion that your child is being intentionally selfish when they do not wish to share. Cognitively, children this age still view the world from "their" perspective—they are the center of the world. Support and positively reinforce your child's efforts as they grow socially and morally.

Living Our Faith Together

Here are three activities to do with your child:

- Read the Bible story "Jesus Blesses the Children" with your child. Talk about how your family welcomes people. Talk about how your family lives as children of God.
- Together with your child, make a welcome sign to hang near your front door.
- Just as Jesus welcomed the children, help your child begin to understand that they were welcomed into the Church at Baptism. Through Baptism we are joined to Christ, given the gift of the Holy Spirit, and become children of God. We are called to live a holy life and to live as Jesus taught.
- Visit www.RCLBenziger.com where you will find games, activities, stories of saints and tips for creating a faith-filled home.




Praying as a Family

Invite your child to pray this or a similar prayer with you before you read this week's Bible story. Begin with praying the Sign of the Cross.

God our Father, we thank you
for sending us Jesus to be our friend.
Help us to be kind to other people
and to live as your children
and friends of Jesus.
Amen.

6

We Are Children of God



Stories
of God's
Love
Kindergarten

God Created Me

I am a child of God.
God always loves me.



What are some things these children like to do?
Which of these things are the same things you like to do?

God's love makes me special.
These gifts show God's love for me.

God gave me a  for loving.

God gave me  for helping.

God gave me  for listening.

God gave me a  for laughing.

God gave me many .

Thank you, God.

Pray the rebus.

For My Family

Sharing the Story

Chen's Gift

As Chen and his mother were driving home from school, she noticed that he was very quiet. She looked over and saw that he had a sad face. "Why are you feeling so sad today, my son?" she asked.

Chen sniffled and tried not to cry. "Today in school, Sam built a tower higher than anyone else with his blocks. Mrs. Hernandez said it was an excellent tower and we should all look at it. Then we were painting, and Mrs. Hernandez held up Emma's picture to show us." Chen stopped talking and got very quiet.

His mother slowly pulled the car over and parked. She turned off the motor and looked at him. "Chen, look at me. Are you feeling sad because your friends can do so many wonderful things?" she asked.

"It's just that I can't paint or build things like they can. I think everyone likes them better than me," he sniffled.

Chen's mother spoke gently. "Everyone has special talents. Some of us are good at building or painting. But we are not good at everything. You have a special talent too. Do you know what it is?"

"No," he answered.

"Well, I happen to think you are very good at playing with your sister, Lucy. You make her smile and you calm her when she is frightened. You are an excellent big brother. God gave you that special gift."

Chen raised his head a bit and smiled, "I am good at that, aren't I? Hey Mom, let's go. I want to get home and play with Lucy!"

Saints and Holy People

Saint Katherine Drexel Feast Day, March 3

Saint Katherine Drexel recognized that God loves all people equally. She dedicated her life and the twenty-million-dollar fortune she inherited to the spiritual well-being of African Americans and Native Americans in the United States.

Nurturing Our Children

This lesson addresses

"likenesses" and "differences" and helps the children develop the skill of making comparisons. Hearing such terms as "special" and "unique" can help your child begin to see that both our likenesses and our differences make us special. You can help your child develop the ability to learn and appreciate "likenesses" and "differences" and make comparisons by pointing out similarities and differences you see every day. For example, you can compare people, trees, animals or cars. Choose whatever your child is interested in. Over time, you will see your child develop the ability to make comparisons and appreciate that the diversity within creation is a sign of God's love for every person.

Living Our Faith Together

Here are some activities to do with your child:

- Help your child come to understand that differences can be good. Discuss how the people in your family are different from one another and why those differences make each person special.
- Read the story "Chen's Gift." Then talk about the special gifts and talents that the people in your family have.
- Visit www.RCLBenziger.com this week.



Praying as a Family


Celebrate the differences that make each family member special. Incorporate this prayer or a similar prayer into your regular mealtime prayer. Begin with the Sign of the Cross together.

Leader: Let us thank God our Father and Creator for making each of us special.

All: *Each family member takes turns saying: Thank you, God, for (Name something special about them, for example, "my red hair"). After each prayer everyone responds: Thank you, God, for making (Name) special. Amen.*

7


Jesus Is the Good Shepherd



Stories
of God's
Love
Kindergarten

Jesus Is the Good Shepherd

Jesus is our shepherd.



Help the shepherd find the lost sheep.

Jesus loves us.
Jesus cares for us.



Connect the dots and color the word.

For My Family

Sharing the Story

Jesus Is the Good Shepherd

One day Jesus told the people, "I am the Good Shepherd. I know my sheep and they know me. I love and care for my sheep as my Father loves and cares for me."

Another time Jesus told a story about a good shepherd to help the people understand how much God loves us.

Jesus said, "There was a shepherd who had one hundred sheep. One day one of the sheep wandered away from the shepherd and the rest of the sheep. The one sheep got lost."

Jesus went on to tell the people how the good shepherd searched and searched until he found the one lost sheep.

Jesus then described how happy the shepherd was when he found his one lost sheep. He said, "The shepherd picked up the lost sheep. He put the sheep over his shoulders and carried it home. The shepherd was so happy that he told his friends and neighbors, over and over again, 'Be happy with me! I found my lost sheep!'"

BASED ON JOHN 10:14-15 AND LUKE 15:3-7

Scripture Background

A shepherd often walked many miles every day guiding his flock to grass and water.

He protected the sheep against attack from predators, often risking his own life.

Nurturing Our Children

This week's lesson is about trust. Since trust is a very natural and characteristic disposition for young children, it is important to teach your child the parameters of placing their trust in others, especially strangers. Emphasize that it is okay to say no to strangers. In school some children are more comfortable meeting new people and adapting to new settings. Other children are more withdrawn and anxious. Cautiousness can be a good thing.

Living Our Faith Together

Here are three activities to do as a family:

- At bedtime this week, talk about the Bible story "Jesus Is the Good Shepherd" with your child. If you have an illustrated children's Bible, read the story with them and talk about the pictures.
- This is an appropriate time to introduce your child to the teaching that Jesus is both true God and true man. Jesus walked the earth as a human. He is also God's only Son, the Second Person of the Trinity.
- Talk with your child about the people who take care of them. Discuss how those people act like a good shepherd. Help your child make a thank-you card for one of those people and give it to that person.
- Visit www.RCLBenziger.com this week.



Praying as a Family

Use this prayer or a prayer of your own this week as your morning prayer. Have your child echo each line as you pray it.

Morning Prayer

Loving God, bless the work we do.
Holy Spirit, watch over us and guide us
at school and at home.
Help us realize that everything
we do gives praise to you.
We make this prayer in
Jesus' name. Amen.