

CONTENTS

ABOUT CALL TO FAITH

Opening Prayer	iv
Program Philosophy	v
Sources of Catholic Wisdom	v-vi
Catechetical Approaches	vii-viii
Generations of Faith and Call to Faith	ix
Catechetical Process	x
Program Scope and Sequence	xi-xv
People of Faith	xvi
Prayer and Worship	xvii
Know the Child	xviii
Catholic Social Teachings	xix
Multiple Intelligences	xx
Reaching All Learners	xxi
Sustaining Your Spirit	xxii
Planning the Year	xxiii
Program Components	xxiv-xxv
Student Edition TOCs	xxvi-xxvii

STUDENT LESSONS

Opening Chapter	1A
Seasonal Lessons and Celebrations	6A
Core Lessons	25A
Catholic Prayers	179
Words of Faith	188

Kindergarten Contents

UNIT 1 REVELATION

BEGINNING THE YEAR 1

- About You
- About Your Faith
- About Your Book
- A Call to Faith

SEASONAL LESSONS & CELEBRATIONS 6

- ▶ Ordinary Time: Our Mother 8
- ▶ Advent: Jesus Is Coming 10
- ▶ Christmas: Jesus Comes 12
- ▶ Ordinary Time: Saint Francis 14
- ▶ Lent: Changing Ourselves 16
- ▶ Triduum: Holy Days 18
- ▶ Easter: Jesus Is with Us! 20
- ▶ Pentecost: The Holy Spirit 22

1 God Made the World 25

- All God's creatures praise him.

SCRIPTURE

Animals

Psalms 104:1-11

2 God Made You 31

- God made people to be like him.

SCRIPTURE

Like God

Genesis 1:27-28

3 God Loves You 37

- God loves everyone and wants everyone to love others.

SCRIPTURE

What Is Love?

1 Corinthians 13:4

Scripture Story

God Made All Things 43

SCRIPTURE

Based on Genesis 1:1-2:4



4 God the Father..... 47

- God shows his love through others.

SCRIPTURE

Child of God

1 John 3:1

5 You Pray..... 53

- When you pray, you talk to God.

SCRIPTURE

Pray Always

1 Thessalonians 5:17-18

6 You Care..... 59

- All people care for God's word.

SCRIPTURE

Take Care

Genesis 1:28

Scripture Story

Noah's Ark65

SCRIPTURE

Based on Genesis 6-9

7 God Sends His Son 69

- Jesus is the Son of God and the Son of Mary.

SCRIPTURE

Jesus Is Born

Luke 2:1-7

8 Jesus Teaches 75

- Jesus loved and cared for all people.

SCRIPTURE

Jesus Said

Luke 6:27-36

9 You Follow Jesus 81

- Jesus calls his followers to be kind, to pray, and to obey God.

SCRIPTURE

Come Follow Me

Mark 1:16-19

Scripture Story

The Good Neighbor..... 87

SCRIPTURE

Based on Luke 10:25-37



10 The Church 91

- The Church is a large family that belongs to God.

SCRIPTURE

How We Live

Colossians 3:15–17

11 The Holy Spirit 97

- The Holy Spirit helps and guides the Church.

SCRIPTURE

The Spirit Comes

Acts 2:1–4

12 Helping Others 103

- You can serve others by helping and loving them.

SCRIPTURE

Ways to Serve

Matthew 25:35–36

Scripture Story
Paul's Message 109

SCRIPTURE

Based on Colossians 1:24–25; 3:2, 8–11, 13–17

13 You Show Love 113

- Love one another as Jesus loves you.

SCRIPTURE

Love Others

John 15:9, 12

14 Good Choices 119

- The Ten Commandments help people make good choices.

SCRIPTURE

Jesus Teaches

Matthew 19:18–19

15 Forgive Others 125

- Jesus teaches you to show forgiveness.

SCRIPTURE

Forgiveness

Matthew 18:21–22

Scripture Story
Jesus and Zacchaeus 131

SCRIPTURE

Based on Luke 19:1–10

16 Holy Signs 135

- Jesus' words and actions are signs of God's love.

SCRIPTURE

Blessing Food

John 6:1–13

17 Baptism 141

- Baptism is a special Church celebration of belonging.

SCRIPTURE

A New Member

Acts 8:35–40

18 Eucharist 147

- Jesus is the Bread of Life.

SCRIPTURE

The Last Supper

Mark 14:22–24

Scripture Story

The Last Supper **153**

SCRIPTURE

Based on Mark 14:22–26

Catholic Prayers 179

Words of Faith 188

19 Being With God 157

- Heaven is happiness with God.

SCRIPTURE

What Is Heaven Like?

1 Corinthians 2:9

SCRIPTURE

In God's Home

John 14:1–31

20 Be Like God 163

- Saints are holy friends of God and followers of Jesus.

SCRIPTURE

Live in the Light

Ephesians 5:1–2, 7–10

21 Praise God 169

- You can praise and thank God in many ways.

SCRIPTURE

Ways to Praise

Psalms 150:1, 3–5

Scripture Story

Easter **175**

SCRIPTURE

Based on Mark 15:1–16:6; John 20:11–16

Overview

Faith Focus

- By calling God Father, we profess that he is the source of all things and that he has loving care for all his children. (CCC 239)

Catechism Connection

The *Catechism* explains that God is a loving parent to all of us. (CCC 239)

NDC Link

The *Directory* reminds us that God is not only the Creator of all things, but a present and loving Father. (See NDC, 28A.)

Resources



BOOK

What Catholics Believe. Morris, Joan Pahl. Twenty-Third Publications. A religious educator presents key topics in Catholic beliefs.



DVD

*Move! Pray! Celebrate!** Our Sunday Visitor Curriculum Division. "God's Love Is." Music and movement encourage interaction with the theme of God's love.

*Available at www.osvcurriculum.com



Resources

For interactive lesson planner, chapter resources, and activities
www.osvcurriculum.com

God the Father

CHAPTER BACKGROUND



Your Father knows what you need before you ask him.

Matthew 6:8

Loving Father

Although God is referred to with masculine terminology, the Church teaches that he is neither male nor female. God is God.

The constant analogy for God is that of a loving parent. Creation is our evidence that God provides for his children. We see in God's gifts to us that we are loved and cared for, even when we do not understand the way that the world works. Even as adults, we are still children of God.

Parents as God's Workers

Parents play a major role in the lives of their children. The parents or guardians who raise a child know that child's needs and desires. From careful and loving observations, as well as their knowledge of the world, parents learn what is important for their children: to provide for each child's physical and spiritual needs.

All parenthood is modeled after God's parenthood. What this means is that parents and other caregivers imitate his loving care for his children. Being human, earthly parents cannot share in his omniscience or his infinite capacity for love. Mothers and fathers do the best that they can to provide for their children and to make wise decisions on their behalf. But they can fall short. They suffer from their human limits. In their failings, they show in reverse what God is: the perfect parent.

Reflect *How can you model God in your care for the children in your group?*



TIPS FOR TEACHING KINDERGARTNERS

Learning From Others

Start a reading buddies program in your school. Older students mentoring younger students benefit everyone involved.

- Meet on a regular basis. Both groups of children will look forward to their meeting.
- Have younger children pick out books at the school library.
- On nice days, take the two groups to meet outside for a reading on the lawn.



Prayer

Almighty God, long ago you called the world out of nothingness and became our loving creator. Help us feel in all our hearts a childlike love for you. Amen.

KINDERGARTNERS SAY

Feelings

- *I am full of emotions. Understand me. Teach me with compassion.*
- *I like to talk. Help me gain language skills by verbalizing my feelings.*
- *I am starting to notice the feelings of others. Acknowledge and label our feelings out loud. Teach me by example.*



SUSTAINING YOUR SPIRIT

Engagement with Others

Blessed assurance in yourself is important. It is also important to experience significant and constructive engagement with others. Doing so enables you to

- see firsthand the goodness of others.
- recognize that sometimes a task is best addressed by a team.
- replenish your level of empathy.
- see that you can still benefit from different styles and approaches.




Engagement with others sustains your spirit by pulling you past your own limitations and by restoring your faith in yourself and others.

	Lone Ranger	1	2	3	4	5
Reflect						
Rate yourself						

Engaged with others

Home Connection

Weekly Planner

	Objectives	Materials	Prayer & Scripture
1 Invite	God the Father Page 47 To recognize learning from others	<input type="checkbox"/> Crucifix <input type="checkbox"/> Copies of Activity Master 7, p. 47E <input type="checkbox"/> Crayons or markers <input type="checkbox"/> Pencils	 Let Us Pray: Psalm 2:7
2 Explore	Special People Page 48 To understand that God teaches how to love	<input type="checkbox"/> Crayons or markers <input type="checkbox"/> Photos children bring from home	
	God Shows Love Page 49 To learn that each person is a child of God	<input type="checkbox"/> <i>Big Brown Bear's Up and Down Day</i>	 Scripture: 1 John 3: 1  Scripture Background: John's Epistles
	God the Father Page 50 To remember that God the Father loves everyone	<input type="checkbox"/> Crayons or markers <input type="checkbox"/> Copies of Activity Master 8, p. 52A	 Scripture: 1 John 3: 1
3 Celebrate	I Believe Page 51 To celebrate belief in God the Father	<input type="checkbox"/> Music CD <input type="checkbox"/> Bible or Lectionary <input type="checkbox"/> Photos children bring from home	 Let Us Pray: I Believe  Hymn: All Grownups, All Children

Activities

Let's Begin

Talk about who is special to children.

OPTIONAL Activity Master 7: Say Thanks, p. 47E

Activity

Draw someone who teaches you.

OPTIONAL Learning Pictures
Multiple Intelligence: Bodily/Kinesthetic

Share some ways God loves you.

OPTIONAL Children's Literature
Multiple Intelligence: Verbal/Linguistic

Activity

Match actions and words.

OPTIONAL Activity Master 8: Find the Hidden Word, p. 52A

Enrichment

Quick Tip:
Different Types of Families

Cultural Awareness:
Greetings

Reaching All Learners:
Shy Children

Liturgy Link:
I Believe

Lectionary Link:
Break Open the Word

Pacing the Chapter

Parish

Meets once a week



In parish religious education classes, plan for approximately 60 minutes of class time.

Invite 10 minutes
Explore 40 minutes
Celebrate 10 minutes

The abundance of activity and enrichment options will allow flexibility in planning for longer sessions if needed.

School

Meets 5 days per week



In school religious education classes, plan for lesson 5 days per week for about 30 minutes. The lesson can be easily adapted for a 4-day week as well.

Day 1: Invite
Day 2: Explore
Day 3: Explore
Day 4: Explore
Day 5: Celebrate

The abundance of activity and enrichment options will allow flexibility in planning for longer sessions if needed.



- Online planning tools include chapter background and planner, activity master, customizable test, and more.
- Enhancement activities for each step of the catechetical process, including alternative prayer experiences and blessings.
- Games, activities, interactive review, alternative assessment, and more for children.

www.calltofaithconnect.com

Home Connection

Chapter 4 Family Faith, p. 52
Take-home activities, chapter content review, saint features and prayer

GO online For more family activities
www.osvcurriculum.com

Name _____ Date _____

Say Thanks

Directions: Draw a picture of someone teaching you something. Then complete the sentence. Give the picture to the person who taught you.

Thank you for teaching me to

God the Father



God said, "You are my child.
I am your father."

Based on Psalm 2:7



Let's Begin

Learn About God's Love

Mr. Rillon's class drew pictures of special people.

- Carlos and his mother plant roses.
- Ivana and her aunt work in the garden.
- Braulio and his dad cook.
- Jean's grandfather reads to her.
- What wonderful things have you learned from special people?

Possible responses: how to draw, garden, cook, ride a bike

47

Objective: To recognize learning from others



Let Us Pray

Invite children to gather in the prayer space. In the prayer space, have a crucifix and a Bible opened to the psalm verse.

Teach children the response: "Thank you, God, for caring for me." Read aloud the psalm verse, and have children say the rehearsed response.

Let's Begin

Learn About God's Love

- Talk with children about the picture.
- Read aloud the story.
- For each section of the story, assign the role of the child and the adult. Invite children to act out the text as you read aloud the story again.
- Discuss the question.

OPTIONAL ACTIVITY

Activity Master 7: Say Thanks

Distribute copies of the activity found on page 47E.

- Tell children they will be thanking someone who teaches them.
- Have them draw a picture of someone teaching them.
- Ask them to share the picture with that person.



▲ Activity Master 7



QUICK TIP

Different Types of Families Keep in mind children all have different family situations.

- Some may have single parents, some may live with grandparents, others may be adopted.
- Help these children recall other relatives, teachers, or friends who have helped them learn.



2 Explore

Objective: To understand that God teaches how to love

Special People

Ask children how God shows his love for them. **Possible responses:** by making us, by giving us gifts and talents, by giving us families

Tell children that special people have taught them certain skills.

- Read aloud the text.
- Ask children why people who love them want to teach them new things. **Possible responses:** to share time with them, to show something that is important, to help children enjoy a hobby

Activity

- Read aloud the directions for the activity.
- Hand out crayons or markers to children.
- Have children share their completed drawings with the class.

Explore

Special People

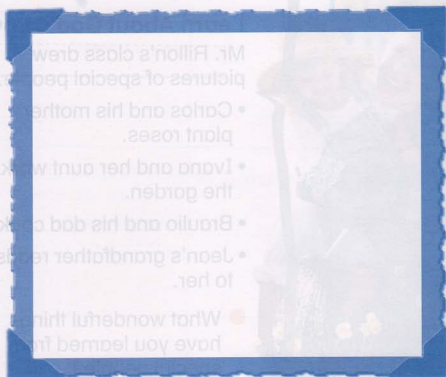
Moms, dads, grandmas, grandpas, aunts, and uncles are all special.

They love you and teach you many things.

Activity



Draw someone teaching you.



48



CULTURAL AWARENESS

Greetings People from different countries and cultures show respect in different ways.

- French people kiss each other on both cheeks to say hello.
- People in Japan show respect by bowing.
- People in the United States shake hands or hug each other.

OPTIONAL ACTIVITY

Learning Pictures Invite children to bring in photographs of people who have helped them learn.

- Encourage children to name the person in the picture and tell what the person taught them.
- If time permits, have children pantomime what they learned, and have classmates guess the action.

Multiple Intelligence: Bodily/Kinesthetic

God Shows Love

God shows love by giving us people who love us. He shows his love in other ways, too.



1 John 3:1



Child of God

See what love God the Father gives you.

You are a child of God because he loves you.

Based on 1 John 3:1

How does God love you?
Responses will vary.



Objective: To learn that each person is a child of God

God Shows Love

Remind children that God teaches us about love.

- Have children listen for how God shows love for us.
- Read aloud the text.
- Ask children to tell about people who love them. **Possible responses:** parents, siblings, neighbors, teachers, friends

Child of God

Proclaim the Scripture.

- Ask children what it means to be a child of God. **Possible responses:** God loves us; he will care for us; we are all brothers and sisters.
- Discuss the question.
 - Read aloud the leader's part, and have children pray the response.
 - Allow time for children to tell about their family pictures.
 - Conclude with the song.



SCRIPTURE BACKGROUND


John's Epistles This scripture verse is from the first letter of John. This letter is written in the style of the Gospel according to John and expands on many of the ideas contained in that Gospel.

- This verse affirms our status as children of God, as well as his love for us.
- The verse also challenges us to live in God's love in hope of achieving salvation.

OPTIONAL ACTIVITY

Children's Literature Read aloud *Big Brown Bear's Up and Down Day* by David McPhail (Harcourt, 2003).

This book demonstrates the love of friendship and can be a springboard for teaching about God's love for all of us.



Multiple Intelligence: Verbal/Linguistic

Explore

Objective: To remember that God the Father loves everyone

God the Father

Recall that God loves us.

- Read aloud the text to children.

Activity

- Read aloud the directions for the activity.
- Hand out crayons or markers.
- Read aloud the sentences in the left column.
- Allow time for children to match each sentence with the correct photograph.

- Ask children what it means to be a child of God.
- Ask children to tell about their love for God.
- Discuss the question: "How can we love God?"
- Hand out crayons or markers to children.
- Have children share their completed drawings with the class.

Explore

God the Father

Everyone is a child of God.

Everyone belongs to God.

God is our Father.

Activity

Match each picture with the best words.

People who love us help us.



People who love us forgive us.



People who love us teach us.



50



REACHING ALL LEARNERS

Shy Children Some children may be uncomfortable talking about love and loving actions.

- Take time to watch for these children in your class.
- Encourage them by working with them individually and using words of affirmation.



OPTIONAL ACTIVITY

Activity Master 8: Find the Hidden Word Distribute copies of the activity found on page 52A.

- Tell children that by coloring in the dotted pieces, they will find a word.
- Have them color in the pieces and fill in each letter.



▲ Activity Master 8

I Believe



Leader: God made everything.

All: I believe in God the Father.

Leader: God loves us very much.

All: I believe in God the Father.

Leader: God takes care of us.

All: I believe in God the Father.



Sing together the refrain.

All grownups, all children,
all mothers, all fathers are
sisters and brothers
in the fam'ly of God.

All Grownups, All Children



Celebrate

Objective: To celebrate belief in God the Father



Let Us Pray

Tell children they will say what they believe.

I Believe

Prepare

Decorate the prayer space with family pictures.

• Practice the response with children.

Use the *Call to Faith* Kindergarten CD, Track 2, to rehearse the song.

Gather

Invite children to the prayer space.

• Ask children to hold hands and to bow their heads during the prayer celebration.

Pray

- Read aloud the leader's part, and have children pray the response.
- Allow time for children to tell about their family pictures.
- Conclude with the song.



LITURGY LINK

I Believe Observant children will note that sometimes a children's Mass prayer begins with "I believe in God, the Father almighty."

- Explain that this prayer tells what Catholics believe about God.
- Challenge children to listen to the Creed at Mass and to tell what they remember about the prayer. Some children may be able to memorize the first four lines of the Apostles' Creed.



LECTIONARY LINK

Break Open the Word Read last week's Sunday Gospel. Talk about how this reading helps us follow Jesus. For children's questions related to the weekly Gospel reading, visit our website.



Visit www.osvcurriculum.com for weekly Scripture readings and seasonal resources.

Wrap-Up

Family Faith

Remind children to discuss the Family Faith page at home. Encourage them to talk with family members about what they know about God the Father.

Family Project

- Encourage children to do the activity with their families.

People of Faith

Tell children about Pier Giorgio Frassati.

- Pier Giorgio Frassati's life was very similar to the lives of young people today.
- Pier was outgoing and athletic. He liked to climb mountains and to ski.
- He was known for being a person of joy and for spreading that joy to others.



Visit www.osvcurriculum.com for weekly scripture readings and seasonal resources.



Family Faith



Catholics Believe

Dear Family,

In Chapter 4, the children learned that God is the Father of us all. Children may not understand this because we cannot see God. Children learn about God's love from your example.



SCRIPTURE

Read 1 John 3:1 together with your child.



www.osvcurriculum.com
For weekly scripture readings and seasonal resources

Family Project

Start a Love Note Jar Wash and decorate a jar. As you observe family members showing love for one another, write down what you see and the family member's name. For example, "Ben held the door for a person at church." Place the paper in the jar. Collect papers for a week or so. At a family meal, read aloud the papers. Praise the loving actions, and encourage family members to continue the good work.



People of Faith

Saint Pier Giorgio Frassati lived in Italy. As a young man he went to Mass every day.

Saint Pier
Giorgio Frassati, ▶
1901–1925



Family Prayer

Pier, pray for us, that we may worship God as you did. Amen.

52



See *Catechism of the Catholic Church* 238 for further reading on chapter content.



HOW DID I DO?

This week was

☐ one of the best ever! ☐ pretty good. ☐ in need of improvement.

In what discussions and activities were children most interested?

What activity did I most enjoy teaching?

In what area do I need to improve?

Name _____ Date _____

Find the Hidden Word

Directions: Color in the pieces with dots to find a hidden word that describes God.

