

CONTENTS

Helps for the Teacher

Welcome!	T4
The Catechetical Ministry in the Catholic School	T4
The Foundations of Catechesis	T5
A Spiral-Thematic Curriculum Based on the Four Pillars of the <i>Catechism</i>	T6
BLEST ARE WE FAITH & WORD Program Overview	T7
BLEST ARE WE FAITH & WORD Scope and Sequence	T10
Learning Styles and Strategies	T14
Profile of the Fifth-Grade Child	T16
The Learning Environment	T18
Involving the Parish	T20
Involving the Family	T22
Introducing Take Home Family Time Pages	T23
Teaching Doctrine	T24
Teaching Scripture	T25
Teaching Worship	T27
Teaching Morality	T28
Introducing Faith in Action	T29
Teaching Prayer	T30
Online Resources at blestarewe.com	T31
Learning Activities	T32
Assessment	T34

Scripture

Understanding Scripture T35

*A complete minicourse
on the Bible for the teacher*

Core Chapters 3

*Planning pages and step-by-step suggestions
for teaching all twenty chapters of
BLEST ARE WE FAITH & WORD Grade 5*

Feasts and Seasons 313


*Eleven lesson plans on
the liturgical year and major
feast day celebrations*

Our Catholic Heritage 391

*A brief survey of Catholic doctrine,
organized according to the four pillars
of the Catechism of the Catholic Church*

Celebrating Catholic Schools Week 411

Resources T43



We Are Baptized into the Body of Christ

Chapter

5

Background for the Teacher

The Gospels tell us that John the Baptist called people to repent and he baptized them in the Jordan River. Jesus himself came to John and asked John to baptize him. But Jesus did not need to be baptized because he was without sin and did not need to repent. Jesus requested that John baptize him to show human beings that he had come to save them from their sins. His baptism was a way of saying, "I am one with you."

According to the Gospel of Mark, when Jesus came up out of the waters of the Jordan, "And a voice came from the heavens, 'You are my beloved Son; with you I am well pleased' " (Mark 1:11). Thus began Jesus' public life in which he lived the Good News of God's love for us.

The Body of Christ

In Jesus, we find the mystery of God's goodness, mercy, and graciousness fully revealed. Christ freely offered himself for our Salvation. He is the Savior of the world. Christ is the Head of the Church, and we are his Body. This is how closely we are united to Jesus through Baptism.

Faith Focus

Through the Sacrament of Baptism we become members of the Body of Christ, the Church.

Time for Reflection

Think about the groups you belong to—your family, the teaching staff, and so on. Write about which groups help you become more at peace with yourself and more content with life.

A Teacher's Prayer



Lord Jesus, I believe that only in you can I find Salvation. Thank you for the Sacrament of Baptism. Guide me and help me as I strive to faithfully teach your Good News to the students in my class. Amen.

Take Home PAGES

Pre-chapter home activities for families



Beginning at Home

Many of the students will have spent some time with their families working with the Take Home Family Time pages at home. You can help the students connect with what was done at home by discussing the saint featured or using A Prayer for the Week at an appropriate time.

Getting ready for Chapter 5

Take Home

We Are Baptized into the Body of Christ

Through the Sacrament of Baptism, we become children of God and members of the Catholic Church. Baptism washes away Original Sin and fills our souls with God's grace. Through Baptism, we become part of the Body of Christ and no longer live for ourselves but for Christ and His Church.

ACTIVITY The sign of a fish was a secret sign that early Christians used to identify themselves to one another. In Greek, the initials of the phrase *Iesus Xristos, Son of God, Savior*, spell out the word *ICHTHUS* (we throw), which means "fish." Make a fish symbol to identify yourself as a Christian.

WEEKLY PLANNER

On Sunday
Make the Sign of the Cross with holy water to remember your Baptism.

On the Web
Visit our Web site for the saint of the day and the reflection question of the week.

Saint of the Week
Saint Maximilian Kolbe (1892-1941)
During World War II, Father Kolbe, a Polish priest, was arrested by the Nazis and sent to Auschwitz, a concentration camp. He died there after courageously choosing to give up his life so that another prisoner would be spared.
Patron Saint of political prisoners. **Pro-life Movement**
Feast Day: August 14

A Prayer for the Week
Father, you have welcomed us into your Family and have given us your Son, Jesus. Send your Spirit to guide our Family, now and forever. Amen.

Family Time Grade 5 83

Getting ready for Chapter 5

Take Home

Scripture Background

In the Time of Jesus
The Jordan River The name "Jordan," meaning "descender," aptly describes a river that, when it reaches the end of its journey to the Dead Sea, arrives at the lowest point on earth. From the slopes of Mt. Hermon in Syria, the river flows to the Sea of Galilee, then winds its way to the Dead Sea. Today, in a region where water is scarce, the Jordan is a highly valued source of water for both Jordan and Israel, and has often been the source of disputes between the two countries. For Christians, the Jordan is esteemed as the place where Jesus was baptized.
Read about Jesus' baptism in Matthew 3:13-17.

OUR CATHOLIC TRADITION in Leadership

The USCCB The United States Conference of Catholic Bishops (USCCB) is an assembly of all the bishops of the United States and the U.S. Virgin Islands. The work of the USCCB includes coordinating Catholic activities in the United States, organizing religious, charitable, and social welfare work at home and abroad, aiding in education, and helping immigrants. The USCCB has a staff of more than 350 priests, deacons, religious, and laypeople. Its headquarters are in Washington, D.C. To learn more about the USCCB, visit www.usccb.org.

84 blestarew.com

Sunday Connection
Visit Our Web Site Teachers and parents can visit blestarew.com for:

- resources related to the Sunday liturgy
- summary of the Sunday Scripture readings
- Reflection Question of the Week
- seasonal activities

More About the Saint of the Week

Saint Maximilian Kolbe Ordained a Franciscan priest. Published religious magazines and founded a seminary in Poland. Intensely devoted to the Blessed Virgin Mary. Remembered as one of the great martyrs of the twentieth century.

A Prayer for the Week

A Prayer for the Week relates to the theme of becoming members of the Body of Christ through Baptism. Display a copy of the prayer in the classroom and invite the students to pray it with you.

5 We Are Baptized into the Body of Christ

God's Spirit baptized each of us and made us part of the Body of Christ.

Based on 1 Corinthians 12:13

Share

Imagine that your parish priest has asked you to create a club for Catholic kids your age to help them become stronger in their faith. Fill in the chart below with information about your club.

What is your club's name?	Responses will vary.
Who is the patron saint of your club?	
What kinds of activities does your club do?	
Design a symbol for your club.	

When did God announce that Jesus was his Son?

Believe 85

Additional Activity

Creating a Strong Catholic Identity

- Encourage the students to apply the questions from the activity on page 85 to their religion class. Have the students decide on a special name for their class, a patron saint for the class, and a class symbol.
- Have the students make badges that display the special class name, the name of the patron saint, and the class symbol. The students can wear these badges during class to reinforce their Catholic identity.

Day 1 Share Objective

To explore the value of belonging to a group

1 Introduction

✦ Praying with Scripture

- Gather the students in the prayer corner, and light the candle.
- Explain to the students that the Scripture verse they are about to pray is from the First Letter of Paul to the Corinthians, a book of the New Testament. Explain that Saint Paul wrote this letter to the Church in Corinth, a city in ancient Greece.
- Have the students pray aloud the Scripture verse from the top of page 85. Tell them that in this chapter they will learn about what it means to be baptized into Christ's Body, the Church. Conclude by singing the unit song on page 82.

2 Development

Personal Experience

- Have a student read aloud the introductory paragraph.
- Invite the students to name some things that might help them to become stronger in their Catholic faith.

Doing the Activity

- Have the students complete the activity.
- Invite several volunteers to share their responses, explain their symbols, and share why they chose them.

3 Conclusion

- Remind the students that, as a class learning about their Catholic faith, they are working together toward becoming stronger in their faith.
- Close by praying the Scripture verse from the top of page 85 together.

✦ **Looking Ahead** Have the students reflect on the question in the arrow, and explain that they will learn the answer in the next day's lesson.

Day 2

Hear & Believe

Objective

To learn that Jesus gave us the Sacrament of Baptism, which frees us from sin and makes us children of God

1 Introduction

Sharing Experiences

- **Ask** "What are some of the communities to which you belong?" (*Students may mention their school, teams or clubs, neighborhood, parish, family, and so on.*)
- **Say** "We are members of the Catholic Church. Let us read about the Sacrament which Jesus Christ gave us in which we become members of the Catholic Church."

2 Development

+ Discussing the Scripture Story

The Illustration

Direct the students' attention to the illustration on pages 86 and 87. Explain to the students that Jesus began his public ministry by being baptized by John the Baptist, the event depicted in the illustration.

The Scripture

- Have a volunteer read aloud the introductory paragraph and a second volunteer the Scripture story.
- **Ask** "What does the name *Jesus* mean?" (*"God saves."*)
"What does Jesus save us from?" (*our sins*)
"What happened after Jesus was baptized?" (*The Holy Spirit, like a dove, descended upon Jesus. A voice came from heaven, saying, "You are my beloved Son. With you I am well pleased."*)
- **Say** "Jesus Christ is the Son of God. He gave us the Sacrament of Baptism. Baptism frees us from Original Sin and all personal sins and makes us children of God."
- **Ask** "Jesus never committed a sin, so why was Jesus baptized?" (*to show sinners that he loved them and would save them from their sins*)


Hear & Believe

+ Scripture The Baptism of Jesus

In the following Scripture story, we read that Jesus went to his cousin, John, to be baptized. Jesus was baptized to show sinners that he loved them and would save them from their sins. The name *Jesus* means "God saves." We find Salvation because Jesus Christ has saved us.

The waters of the Jordan River swirled gently about as John the Baptist baptized Jesus. As Jesus emerged from the water, the heavens tore open. The Spirit, like a dove, descended upon Jesus. And a voice came from Heaven, saying, "You are my beloved Son. With you I am well pleased."

Based on Mark 1:9-11



+ Scripture Background

The Jordan River

- The Jordan River is the largest river in Palestine. It is about 200 miles long. It is fed by melting snow from Mount Hermon, in Syria, and flows to the Sea of Galilee, 689 feet below sea level. The Jordan River's average width is 90 to 100 feet, with a depth of only 3 to 10 feet.
- According to Christian tradition, John baptized Jesus at the Hajlah Ford, which lies a little north of the Dead Sea and southeast of Jericho. Jesus would have knelt in the river shallows with John standing beside him.

We Are Baptized into the Body of Christ

Jesus gave us the **Sacrament of Baptism** to free us from sin and to make us children of God. Baptism is necessary for our Salvation.

In the Sacrament of Baptism, we are freed from **Original Sin** and all personal sins. Original Sin is the sin of Adam and Eve. When Adam and Eve sinned in the Garden of Eden, they disobeyed God and turned away from his love. Through Baptism, we are freed from Original Sin and reborn as God's children.

In Baptism, we also become members of the **Body of Christ**. The Body of Christ is the Church, or the People of God. We believe that Jesus Christ is the Head of the Church and that we are his Body. Jesus lives with us and in us. The Church lives from Christ, in Christ, and for Christ.

Activity

What three things happen to a person when he or she is baptized?

The person is (1) freed from Original Sin and all personal sin,

(2) made a child of God, (3) becomes a member of the

Body of Christ.

Faith Words

Sacrament of Baptism
In the Sacrament of Baptism, we are freed from Original Sin and all personal sins. We become children of God and members of the Body of Christ.

Original Sin

Original Sin is the sin of Adam and Eve that has been passed on to all human beings.

Body of Christ

The Body of Christ is the Church, or the People of God.

What was Nicodemus?

87

Understanding the Scripture

- Have the students read aloud "We Are Baptized into the Body of Christ."
- Ask** "What Sacrament is necessary for our Salvation?" (*Baptism*)
"What does the term Body of Christ describe?" (*the Church, or the People of God*)
"Who is the head of the Body of Christ?" (*Jesus Christ*)

Faith Words

Have volunteers explain the meaning of the Faith Words in their own words.

Doing the Activity

- Read aloud the activity directions.
- You might wish to have the students reread "We Are Baptized into the Body of Christ," identify the three things that happen to a person when he or she is baptized, underline them, and then use this information to complete the activity.

3 Conclusion

- Remind the students that Original Sin is the sin of Adam and Eve that has been passed on to all human beings and that Baptism frees us from this sin and from all personal sins.
- Close by leading the students in a prayer of thanksgiving to Jesus for saving us from our sins.

Looking Ahead Have the students reflect on the question in the arrow, and explain that they will learn the answer in the next day's lesson.

Additional Activity

Making Dioramas

- Have each student make a diorama of the baptism of Jesus.
- Provide shoeboxes, tape or glue, drawing paper, scissors, colored markers and crayons, and other decorating materials.
- Have the students take their dioramas home to show their families. Encourage the students to tell their parents what they learned about the Sacrament of Baptism in today's lesson.

Day 3

Hear & Believe

Objective

To understand that we are reborn of water and the Holy Spirit in the Sacrament of Baptism

1 Introduction

Sharing Experiences

- **Ask** "What are some of the things in the world or in nature that remind you of new life?"
(Possible answers: springtime, newborn babies or newborn animals, plants or flowers growing.)
- **Say** "Today you will learn more about how the Sacrament of Baptism gives us new life."

2 Development

+ Discussing the Scripture Story

The Illustration

- Direct the students to look at the illustration on page 88. Point out the figure of Jesus and tell the students the name of the other person, Nicodemus.
- **Ask** "What do you think is happening in this illustration?" (Answers will vary.)

The Scripture

- Ask volunteers to read aloud the Scripture story about Jesus' meeting with Nicodemus. Direct the students to identify the words of Jesus in the story that relate to new life.
- **Ask** "What did Jesus say was necessary in order to enter the Kingdom of God?" (being born from above)

"What did Nicodemus tell Jesus he did not understand about this?" (how a person could be born again or born from above)

"What was Jesus' response to Nicodemus?" ("No one can enter the Kingdom of God without being born of water and the Spirit.")

"How are the members of the Church born of water and the Holy Spirit?" (in the Sacrament of Baptism)

"To what did Jesus compare the Holy Spirit?" (wind)

Hear & Believe

+ The Way to Eternal Life

One night, a Jewish leader named Nicodemus came to Jesus in secret. He said to Jesus, "Rabbi, we know that you are a teacher who has come from God, for no one could perform such miracles unless God was with him."


Jesus answered him, "Nicodemus, no one can see the Kingdom of God without being born from above."

Nicodemus was puzzled, "How can this happen?" he asked. "How can a person be born again? Surely, a person cannot be born again once he has been born of his mother."

Jesus answered, "Amen, Amen, I say to you. No one can enter the Kingdom of God without being born of water and the Spirit. The Spirit is like the wind. You can feel the wind, but cannot see it. It has no beginning or end, but you know it is all around you. The same is true of the Holy Spirit. You must be born from above by the power of the Holy Spirit."

Then Jesus said, "For God so loved the world that he gave his only Son, so that everyone who believes in him might not perish, but have eternal life."

Based on John 3:1-16



Scripture Background

Leaders in Israel

- The nighttime discussion between Jesus and Nicodemus occupies the entire third chapter of John's Gospel. Nicodemus is identified as a Pharisee.
- Pharisees were laymen who believed in the strict observance of the Law of Moses. Their lives were focused around the synagogue and Temple.
- Pharisees expected the Messiah to come from among their ranks. Nevertheless, Nicodemus addressed Jesus in a way that suggested he thought Jesus might be the Messiah.
- Nicodemus appears again briefly and significantly in John's Gospel (John 19:39), supplying the myrrh and aloes for Jesus' hurried burial.

Our Church Teaches

Just as Jesus taught Nicodemus, in the Sacrament of Baptism, we are "born from above" with water and the Holy Spirit. We are filled with sanctifying grace and begin our spiritual journey as children of God.

Activity

On the lines, answer the following.

1. What does it mean to be born from above?

To be born from above means to be born of water and the Holy Spirit.

2. Why are all Catholics and other Christians born from above?

All Catholics and other Christians are born from above because they have received the Sacrament of Baptism.

In the Sacrament of Baptism, we are baptized with water and receive the Holy Spirit.

3. Even though Nicodemus didn't understand what Jesus meant when he said we must be born from above, he remembered Jesus' words. Later, he became a disciple of Jesus, and after Jesus was crucified, he showed his love for him in a very special way.

Read John 19:38–42. On the lines, describe what Nicodemus did in this Scripture passage.

Nicodemus helped Joseph of Arimathea prepare Jesus' sacred body for burial.

How can we build up the Body of Christ?

We Believe

Through Baptism, we become children of God and members of the Body of Christ.

Understanding the Doctrine

- Have a student read aloud Our Church Teaches.
- **Ask** "In what Sacrament are we 'born from above' with water and the Holy Spirit?" (*the Sacrament of Baptism*)

We Believe

Read aloud the We Believe statement. Make sure the students understand that it is only through the Sacrament of Baptism that we become members of the Body of Christ, the Church.

Doing the Activity

- Read aloud the activity directions. Invite the students to write their answers to the three questions. For the third question, allow the students sufficient time to find and read the Scripture passage.
- When the students have finished writing, discuss their responses.

3 Conclusion

- Remind the students that through the Sacrament of Baptism we are filled with sanctifying grace and become children of God.
- Close by praying aloud the Scripture verse from the top of page 85 together.

Looking Ahead Have the students reflect on the question in the arrow, and explain that they will learn the answer in the next day's lesson.

Additional Activity

Writing Profiles

- Invite the students to write profiles of people who are good examples of being "born from above." Explain that each student should choose someone who has lived in a way that demonstrates what it means to be a child of God and a member of the Body of Christ.
- You might suggest that the students peruse the pages of their books, particularly the pages in Unit 2, to find an appropriate saint or holy person to write about.



Curriculum Connection

Art Have the students make torn-paper collages of water as a sign of the conversion from death and sin to life and holiness. Challenge the students to focus on the power and energy of water as a sign of life. Provide colorful magazines, poster paper, and glue for the students to use in making their collages.

Day 4

Respond

Objective

To identify examples of building up the Body of Christ

1 Introduction

Sharing Experiences

- **Ask** "As a member of the Catholic Church, how might you contribute your gifts and talents for the good of the Church?" (*Answers will vary.*)
- **Say** "All of us are called to build up the Body of Christ by using our gifts and talents for the good of the Church."

2 Development

Discussing the Saints Story

The Illustration

Direct the students' attention to the two illustrations. Explain that these are illustrations of two saints who helped build up the Body of Christ.

The Story

- Read aloud the introductory paragraph. Then have the students read about Saint Maximilian Kolbe and Saint Rose Philippine Duchesne.
- When the students have finished reading, invite volunteers to share their impressions.
- **Say** "Saint Maximilian and Saint Rose persevered in their faith and trust in God despite living through very difficult, even frightening, times."

"Saint Maximilian suffered greatly in the concentration camp, but he continued to trust that God loved him and was helping him."

"Saint Rose did not give up her dream of being a religious sister even when the French government persecuted Catholics and she had to leave her convent. Instead she trusted that God would show her a way to fulfill her vocation."

- Discuss with the students how persevering in our faith and trusting in God helps to build up the Body of Christ.

Respond

Building Up the Body of Christ

As baptized Catholics, we are called by God to build up the Body of Christ. The saints did this by using their gifts and talents for the good of the Church. Reading stories about the saints can inspire us to think of ways that God may be calling us to serve his Church.

Saint Maximilian Kolbe



Raymond Kolbe was born in Poland in 1894. When he was twelve years old, the Blessed Virgin Mary appeared to him. From then on, Raymond developed a great love and devotion for Mary. When he grew up, he became a Franciscan priest and took the name Maximilian Mary. Several years later, World War II broke out, and Father Maximilian was arrested and

sent to a Nazi concentration camp. Although he suffered great abuse, Father Maximilian gave spiritual help to the other prisoners. Together, they prayed the Rosary and sang hymns to Mary. Father Maximilian told the other prisoners that the Nazis might kill their bodies, but they could never kill their souls.

Finally, Father Maximilian made the greatest sacrifice—his life. He volunteered to take the place of another prisoner who was condemned to death. Pope John Paul II called Maximilian Kolbe the patron saint of the difficult twentieth century. During a time of war, he brought many people to a deeper faith in God when everything else was lost.

Saint Rose Philippine Duchesne



As a young girl in France, Rose dreamed of traveling to the United States to be a missionary to the American Indians. When she grew up, she joined the Visitation Sisters. This was during the French Revolution, a very dangerous time in France. Priests and religious brothers and sisters were persecuted, and many were killed. Rose was forced to leave her convent and return

home. However, she showed great courage by hiding priests and caring for prisoners. When the war was over, Rose joined the religious sisters of the Society of the Sacred Heart.

90



Enriching the Chapter

Mother Rose and the Potawatomi Indians

- Share with the students that Mother Rose had a great longing to serve Native Americans. In 1841, after she had worked in the United States for twenty years, her superiors gave her permission to go to Sugar Creek, Kansas, and found a school for the Potawatomi Indians.
- The Potawatomis gave Mother Rose the name "Quah-kahka-num-ad," which means "the woman who prays always." This name is pronounced (QUAH kah kay nuhm ad). Invite the students to repeat the name after you.

In 1818, Mother Rose's childhood wish was fulfilled. She and four other sisters traveled to the United States, where they opened schools and orphanages. Mother Rose was greatly admired by the Potawatomi Indians of Kansas. They called her "the woman who prays always." When Pope John Paul II named her a saint in 1988, he said, "This great pioneer looked to the future with the eyes of the heart—a heart that was on fire with God's love."

Activity

You can help build up the Body of Christ at home, at school, and in your parish. Look at the examples below, then write ways that you can be a part of building up Christ's Body.

Justin

Home: Do chores without Mom or Dad having to remind me.

School: Defend a student who is being teased.

Parish: Become an altar server.

Rachel

Home: Baby-sit my younger sister while Mom makes dinner.

School: Try not to talk in class when I'm not supposed to.

Parish: Really pay attention at Sunday Mass and join in the singing of the hymns.

Home: Answers will vary.

School: _____

Parish: _____

Which saint said that the Body of Christ is like a human body?

91

Additional Activity

Making Puzzles


- Give each student a sheet of poster paper, colored markers or crayons, scissors, and a brown bag. Tell the students to draw a picture representing something they learned from Chapter 5. For example, students could draw the baptism of Jesus, a scene from the life of Saint Maximilian or Saint Rose.
- Tell the students to avoid looking at one another's pictures. As the students finish their drawings, have them cut their pictures into puzzle pieces and place the pieces in their brown bags. Collect all the bags and then distribute each bag to a different student. Time the students to see who can put together their puzzle the quickest.

Doing the Activities

- Read aloud the activity directions.
- Invite the students to read the ways Justin and Rachel decided to help build up the Body of Christ, the Church; and then have them write, in the bottom box, ways that they can be part of building up the Church.
- When the students have completed the activity, invite volunteers to share their responses.
- As an alternative, you might make three columns on the board, titled "Home," "School," and "Parish." Then invite the class to brainstorm ways they can build up the Body of Christ in each of these places.
- You might have one or two volunteers write the students' suggestions on the board.

3 Conclusion

Close by leading the students in a prayer that they will be able to build up the Body of Christ in the ways they suggested in the activity on page 91.

 **Looking Ahead** Have the students reflect on the question in the arrow, and explain that they will learn the answer in the next day's lesson.



Catholic Social Teaching

Religious Freedom

- Remind the students that Saint Rose Philippine Duchesne lived in France during a period when religious freedom in the country was at risk. Tell the students that the Church teaches that religious freedom is a basic human right. Every person should have the right to practice their faith in peace and freedom.
- Share with the students that, even today, people's religious rights are violated in some countries, such as Cuba, Sudan, China, and North Korea.

Day 5

Prayer

Objective

To pray for the Church, the Body of Christ



Prayer Celebration

Preparing for Prayer

- Select a leader and a reader for the prayer celebration. Tell the students that they should all pray aloud the "All" part.
- Tell the students that today they will be praying for the Body of Christ, the Church. Before beginning the prayer, invite volunteers to share something new that they learned in this chapter.

A Prayer for the Body of Christ

- Light the candle. Have the students remain seated and invite the leader and reader to come forward to read their prayer parts from their books.
- After the reader reads aloud the Scripture passage, invite the students to share different ways that fifth graders can help to build up the Church on earth.
- Finish the prayer celebration, and then sing the hymn you have chosen for today's celebration.

92



Prayer Celebration

A Prayer for the Body of Christ

Leader: Saint Paul wrote a letter to the early Christians who lived in the city of Corinth. He told them that all the members of the Church must work together. To help the Corinthians understand this idea, Saint Paul used a comparison. He said that the Church, or Body of Christ, is like a human body. All the parts need each other and must work together.

Reader: A reading from the Letter of Saint Paul to the Corinthians.

A body is one, but it has many parts. It needs all its parts: feet, eyes, ears, everything to work. For example, the body has eyes. Is the ear a part of the body even if it is not an eye? Yes! The body needs hearing as well as sight. It is the same with Christ and his Church. Each of us makes up the Body of Christ. No matter who we are, we are all baptized into one Body, the Church.

Based on 1 Corinthians 12:12-26

Leader: Let us now pray for the Body of Christ, the Church.

All: Jesus, help us to carry out your mission in the world. Help us to use our gifts and talents for the good of your Church. We ask this in your name. Amen.

92



Looking Ahead to Chapter 6

Take Home

Tear out the Take Home Family Time pages for the next chapter. Remind the students to work on these at home with their parents and other family members.

Cultural Connections

blestarewe.com/familytime

Visit our Web site for the Take Home Family Time pages in Polish, Portuguese, Spanish, and Vietnamese.



5

Chapter Review

Day 5

Chapter Review

A Complete the sentences with words from the box.

- When we receive the Sacrament of Baptism, we are filled with sanctifying grace.
- The Body of Christ is also called the Church or the People of God.
- The sin of Adam and Eve that has been passed onto all human beings is called Original Sin.
- The name Jesus means "God saves."
- The Sacrament of Baptism welcomes us into the Church and frees us from Original Sin.
- When Jesus was baptized, the Holy Spirit descended upon him like a dove.
- We can find Salvation because Jesus Christ has saved us.
- At Baptism, we become members of the Body of Christ.

Savior	Original Sin
Baptism	Reconciliation
divine	Body of Christ
Jesus	Holy Spirit
Church	Salvation
	sanctifying grace

B Match column A with column B by writing the correct number on the line provided.

A

- Maximilian Kolbe 3 opened schools and orphanages in the United States
- Jesus 4 said the Church is like a human body
- Rose Duchesne 5 baptized Jesus
- Paul 2 means "God saves."
- John 1 gave up his life to save another prisoner in a Nazi concentration camp

B

Chapter Review 93

Reviewing the Chapter

- The Chapter Review exercises will help the students recall the key concepts of the chapter as well as prepare for the Chapter 5 test.
- Review the effects of the Sacrament of Baptism in our lives, including freeing us from Original Sin and all personal sin, making us adopted children of God, filling us with sanctifying grace, and making us members of the Body of Christ, the Church.
- Be sure the students can define the Faith Words *Sacrament of Baptism*, *Original Sin*, and *Body of Christ*.

Completing the Exercises

- Invite the students to complete the Chapter Review. Allow them to look back at the pages of the chapter to find answers they cannot recall.
- The Answer Locator gives the page number where each answer may be found.
- Be sure to discuss the responses with the group and to go over concepts that were misunderstood or forgotten. Then have the students correct any mistakes they have made.

Answer Locator

A

1	p. 89	5	p. 87
2	p. 87	6	p. 86
3	p. 87	7	p. 86
4	p. 86	8	p. 87

B

1	p. 90	4	p. 92
2	p. 86	5	p. 86
3	p. 90		

Day 5

Chapter Review

Optional Testing

After the students have completed the Chapter Review, you may wish to administer the Chapter 5 Test using the reproducible pages in the test book or on the CD-ROM for Grade 5. If you use the CD-ROM version of the testing program, you may customize the test to meet the needs of your class.



5

Chapter Review

- C** Describe the role of John the Baptist, God the Father, and the Holy Spirit in the baptism of Jesus.

John the Baptist John the Baptist baptized Jesus in the Jordan River.

God the Father God the Father said to Jesus from Heaven, "You are my beloved Son. With you I am well pleased."

The Holy Spirit As Jesus was being baptized, the Holy Spirit descended like a dove.

- D** Respond to the following.

What did Jesus tell Nicodemus?

Possible answers: You must be born from above by water and the Holy Spirit; God so loved the world he sent his only Son so that everyone who believes in him will have eternal life.

- E** Respond to the following.

Write two ways that fifth graders can help to build the Body of Christ. Accept all reasonable answers.

Self-Evaluation

This session was

- ☐ one of the best.
☐ pretty good.
☐ in need of improvement.

What worked out best was

_____.

For next time I would change

_____.

I will be sure to prepare for

_____.

Answer Locator

C

p. 86

D

p. 88

E

p. 91

Faith in Action

Godparents

Invite the students to turn to *Faith in Action* on page 131. Discuss the ministry and then have the students complete the related activities.