

Contents

Scope and Sequence, Grade 2	T8
Welcome to <i>We Believe with Project Disciple</i>	T10
Frequently Asked Questions	T12
Profile of a Second Grade Disciple	T13
Program Overview	T14
This Year Go Green!	T22
Introductory Chapter	10
Family and Scripture reproducible masters (core chapters)	257

unit 1 Jesus Christ Is With Us Always 17

1 Jesus Is the Son of God

Plan and Prepare	19A, 19B, 19D
Chapter Reproducible Master	19C
Lesson Plan	19
• God the Father sent his Son, Jesus, to be with us. • Jesus is human like us. • Jesus did things only God can do.	
• Jesus, the Son of God, taught us about God the Father and God the Holy Spirit.	
Matthew 8:14–15	
<i>As Catholics</i>	Parables

PROJECT DISCIPLE featuring The Sign of the Cross

Take Home Respecting all people

Chapter Test

2 Jesus Christ Gives Us the Church

Plan and Prepare	27A, 27B, 27D
Chapter Reproducible Master	27C
Lesson Plan	27
• Jesus gathered many followers to be his disciples. • Jesus died and rose to new life. • Jesus promised to send the Holy Spirit. • The Holy Spirit helps the Church to grow.	
Matthew 4:18–22; 28:1–5; Acts of the Apostles 2:1–4	
<i>As Catholics</i>	Celebrating the Resurrection

PROJECT DISCIPLE featuring Disciple Pledge

Take Home Talking about Apostles and disciples

Chapter Test

3 We Celebrate God's Love

Plan and Prepare	35A, 35B, 35D
Chapter Reproducible Master	35C
Lesson Plan	35
• We belong to the Catholic Church. • Catholics celebrate God's love by praying and worshipping. • Our Church celebrates with seven special signs called sacraments.	
• Jesus is present with us in the sacraments.	
Psalms 100:1–5	
<i>As Catholics</i>	Our Parish

PROJECT DISCIPLE featuring The Seven Sacraments

Take Home Sharing ways to worship God

Chapter Test

4 We Celebrate Baptism

Plan and Prepare	43A, 43B, 43D
Chapter Reproducible Master	43C
Lesson Plan	43
• At Baptism we become children of God and members of the Church. • At Baptism we receive grace, a share in God's life. • We celebrate the Sacrament of Baptism with special words and actions. • We can show that we are children of God by what we say and do.	
Rite of Baptism	
<i>As Catholics</i>	Godparents

PROJECT DISCIPLE featuring Welcoming Church Members

Take Home Talking about family Baptisms

Chapter Test

5 We Celebrate Confirmation

Plan and Prepare	51A, 51B, 51D
Chapter Reproducible Master	51C
Lesson Plan	51
• We celebrate the Gift of the Holy Spirit in the Sacrament of Confirmation. • Confirmation seals us with the Gift of the Holy Spirit and strengthens us. • We celebrate the Sacrament of Confirmation with special words and actions. • The Holy Spirit helps baptized Catholics and confirmed Catholics.	
Rite of Confirmation	
<i>As Catholics</i>	Sacred Chrism

PROJECT DISCIPLE featuring The Holy Spirit as Helper

Take Home Working to spread the Gospel

Chapter Test

SEASONAL CHAPTERS

6 The Church Year

Plan and Prepare	59A
Lesson Plan	59
• The Church year helps us to follow Jesus.	
Mark 2:14	
Chapter Reproducible Master	64A
Family Reproducible Master	64B

7 Ordinary Time

Plan and Prepare	65A
Lesson Plan	65
• In Ordinary Time we celebrate Jesus Christ and learn to follow him.	
Psalm 145:2; Matthew 6:9; 19:14	
Chapter Reproducible Master	70A
Family Reproducible Master	70B

Unit 1 Test	71
-------------	----

UNIT 2 Jesus Calls Us to Penance and Reconciliation 73

8 We Learn About God's Love

Plan and Prepare 75A, 75B, 75D
Chapter Reproducible Master 75C

Lesson Plan 75
• The Bible is the book of God's Word. • The Old Testament is the first part of the Bible. • The New Testament is the second part of the Bible. • Jesus wants us to listen to his teachings.

Isaiah 48:17; 2 Samuel 7:22; Luke 4:42–43;
Matthew 7:24–27

As Catholics Scripture

PROJECT DISCIPLE featuring Favorite Bible Stories

Take Home Discovering news about the Church

Chapter Test

9 God Gives Us Laws

Plan and Prepare 83A, 83B, 83D
Chapter Reproducible Master 83C

Lesson Plan 83
• Jesus taught us the Great Commandment. • The Ten Commandments help us to live as God's children. • God wants us to show him our love and respect. • God wants us to show that we love others as we love ourselves.

Psalms 119:64; Matthew 22:35–39

As Catholics Aspirations

PROJECT DISCIPLE featuring Living the Commandments

Take Home Listing important family rules

Chapter Test

10 We Follow God's Laws

Plan and Prepare 91A, 91B, 91D
Chapter Reproducible Master 91C

Lesson Plan 91
• Jesus wants us to follow the commandments. • God gives each person free will. • Friendship with God is hurt by sin. • Jesus taught us about God's forgiveness.

John 15:9–10; Luke 15:11–24

As Catholics Saint Philip Neri

PROJECT DISCIPLE featuring Making Loving Choices

Take Home Discussing the qualities of a good friend

Chapter Test

11 We Prepare for the Sacrament of Forgiveness

Plan and Prepare 99A, 99B, 99D
Chapter Reproducible Master 99C

Lesson Plan 99
• Jesus invites us to celebrate God's forgiveness. • Jesus shares God's forgiveness and peace in the Sacrament of Penance and Reconciliation. • We examine our conscience. • We tell God we are sorry for our sins.

Luke 15:4–6

As Catholics Examination of Conscience

PROJECT DISCIPLE featuring The Sacrament of Penance

Take Home Performing a scriptural puppet play

Chapter Test

12 We Celebrate the Sacrament of Forgiveness

Plan and Prepare 107A, 107B, 107D
Chapter Reproducible Master 107C

Lesson Plan 107
• We ask for God's forgiveness in the Sacrament of Penance. • We celebrate God's forgiveness in the Sacrament of Penance. • We celebrate the Sacrament of Penance with our parish community. • Jesus wants us to forgive others.

Matthew 18:21–23; Rite of Penance

As Catholics Seal of Confession

PROJECT DISCIPLE featuring Saint Francis of Assisi

Take Home Discussing the Sacrament of Penance

Chapter Test

SEASONAL CHAPTERS

13 Advent

Plan and Prepare 115A

Lesson Plan 115

• Advent is a season of waiting and preparing.

Isaiah 9:1

Chapter Reproducible Master 120A

Family Reproducible Master 120B

14 Christmas

Plan and Prepare 121A

Lesson Plan 121

• Christmas is a season to give glory to God.

Luke 2:1–20

Chapter Reproducible Master 126A

Family Reproducible Master 126B

Unit 2 Test 127

UNIT 3 Jesus Gives Himself in the Eucharist 129

15 Jesus Gives Us the Eucharist

Plan and Prepare 131A, 131B, 131D
Chapter Reproducible Master 131C

Lesson Plan 131

• Jesus brings us life. • Jesus celebrated a special meal with his disciples. • In the Eucharist we remember and celebrate what Jesus did at the Last Supper. • The Mass is a meal and a sacrifice.

John 6:2–14, 51; Mark 14:22–24; Luke 22:19

As Catholics The Altar

PROJECT DISCIPLE featuring Sharing with the Hungry

Take Home Preparing and sharing a family meal

Chapter Test

16 We Gather for the Celebration of the Eucharist

Plan and Prepare 139A, 139B, 139D
Chapter Reproducible Master 139C

Lesson Plan 139

• We are united to Jesus Christ and to one another.
• The Church celebrates the Mass. • The parish gathers for the celebration of Mass. • When Mass begins, we praise God and ask for his forgiveness.

Matthew 18:20; John 15:5; The Roman Missal

As Catholics Mass Obligation

PROJECT DISCIPLE featuring Welcome to the Celebration

Take Home Participating at Mass

Chapter Test

17 We Celebrate the Liturgy of the Word

Plan and Prepare 147A, 147B, 147D
Chapter Reproducible Master 147C

Lesson Plan 147

• We listen to God's Word during the Liturgy of the Word.
• We listen and respond to readings of the Old Testament and the New Testament. • We listen as the Gospel is proclaimed. • Together we pray the Creed and the Prayer of the Faithful.

Luke 8:1; The Roman Missal

As Catholics The Letters of Saint Paul

PROJECT DISCIPLE featuring Praying for World Leaders

Take Home Praying for the needs of others

Chapter Test

18 We Celebrate the Liturgy of the Eucharist

Plan and Prepare 155A, 155B, 155D
Chapter Reproducible Master 155C

Lesson Plan 155

• We bring forward the gifts of bread and wine. • The Eucharistic Prayer is the great prayer of thanks and praise.
• We pray the Our Father and ask God for forgiveness and peace. • We receive Jesus Christ in Holy Communion.

John 14:27; The Roman Missal

As Catholics Communion Vessels

PROJECT DISCIPLE featuring First Holy Communion

Take Home Presenting the gifts at Mass

Chapter Test

19 We Go in Peace to Share God's Love

Plan and Prepare 163A, 163B, 163D
Chapter Reproducible Master 163C

Lesson Plan 163

• We are sent to share God's love with others. • Jesus is present in the Blessed Sacrament. • Jesus is with the Church as we share God's love. • Jesus is with us as we share his peace with others.

John 13:34–35; The Roman Missal

As Catholics Visits to the Blessed Sacrament

PROJECT DISCIPLE featuring Early Christian Disciples

Take Home Promoting peace in the family

Chapter Test

SEASONAL CHAPTERS

20 Lent

Plan and Prepare 171A

Lesson Plan 171

• Lent is a season of preparing.

Luke 15:8–10

Chapter Reproducible Master 176A

Family Reproducible Master 176B

21 The Three Days

Plan and Prepare 177A

Lesson Plan 177

• The Three Days celebrate the Death and Resurrection of Jesus.

Galatians 3:26–28

Chapter Reproducible Master 182A

Family Reproducible Master 182B

Unit 3 Test 183

UNIT 4 We Live Our Catholic Faith 185

22 God Calls Us to Love and Serve

Plan and Prepare 187A, 187B, 187D
Chapter Reproducible Master 187C

Lesson Plan 187

- We are called by God. • Married people and single people are called by God. • Priests are called by God.
- Religious sisters and brothers are called by God.

Isaiah 43:1

As Catholics Deacons

PROJECT DISCIPLINE featuring Saint Elizabeth Ann Seton

Take Home Discussing your child's vocation

Chapter Test

23 The Church Lives Today

Plan and Prepare 195A, 195B, 195D
Chapter Reproducible Master 195C

Lesson Plan 195

- Catholics belong to parish communities. • Bishops lead and serve the Church. • The pope is the leader of the Church. • The Church is in every part of the world.

Philippians 4:4–5

As Catholics Vatican Radio

PROJECT DISCIPLINE featuring Missionaries

Take Home Sharing family faith traditions

Chapter Test

24 We Pray

Plan and Prepare 203A, 203B, 203D
Chapter Reproducible Master 203C

Lesson Plan 203

- Prayer keeps us close to God. • Jesus prayed to God his Father. • Jesus teaches us to pray. • We pray as Jesus did.

Luke 11:1

As Catholics Morning and Evening Prayer

PROJECT DISCIPLINE featuring The Our Father

Take Home Praying an evening prayer

Chapter Test

25 We Honor Mary and the Saints

Plan and Prepare 211A, 211B, 211D
Chapter Reproducible Master 211C

Lesson Plan 211

- The Church honors the saints. • The Church honors Mary. • We honor Mary with special prayers. • We honor Mary on special days.

Luke 1:28–30, 38–42

As Catholics The Rosary

PROJECT DISCIPLINE featuring Saint Frances of Rome

Take Home Finding works of art depicting Mary

Chapter Test

26 We Show Love and Respect

Plan and Prepare 219A, 219B, 219D
Chapter Reproducible Master 219C

Lesson Plan 219

- We live in God's love. • Jesus taught us to love others.
 - We love and respect others. • We respect God's creation.
- 1 Corinthians 13:4, 8, 13; John 13:34–35

As Catholics Stewardship

PROJECT DISCIPLINE featuring Respect for Creation

Take Home Being a disciple of Jesus Christ

Chapter Test

SEASONAL CHAPTER

27 Easter

Plan and Prepare 227A

Lesson Plan 227

- Easter is a season to celebrate the Resurrection of Jesus.

Luke 24:1–9

Chapter Reproducible Master 232A

Family Reproducible Master 232B

Unit 4 Test 233

 **PROJECT DISCIPLINE RESOURCES** 235A

Family Survey 235B

Grade 2 Log 235

End-of-Year Prayer Service 237

My Parish Church 238

Grade 3 Sneak Peek 240

Reproducible Prayer Posters 240A

My Mass Book 241

My Prayer Book 245


Sacraments/Ten Commandments 249

Glossary/Index 250

Jesus Calls Us to Penance and Reconciliation

UNIT 2

Chapter 8	We Learn About God's Love	75
Chapter 9	God Gives Us Laws	83
Chapter 10	We Follow God's Laws	91
Chapter 11	We Prepare for the Sacrament of Forgiveness	99
Chapter 12	We Celebrate the Sacrament of Forgiveness	107



Seasonal Chapters

- Chapter 13 Advent
Chapter 14 Christmas

73

CLASS CONNECTION

Read aloud the unit title and the chapter titles. Ask the children: *What do you think you will be learning about in this unit?* Invite a few volunteers to respond. Then explain to the children that they will be learning about the parts of the Bible, God's forgiveness, and the Sacrament of Penance and Reconciliation.

HOME CONNECTION

Project Disciple Dear Family

Sadlier *We Believe* calls on families to become involved in:

- learning the faith
- prayer and worship
- living their faith.

Highlighting of these unit family projects and the opportunities they offer will strengthen the partnership of the Church and the home.

For additional information and activities, encourage families to visit Sadlier's

www.WEBELIEV.web.com



PROJECT DISCIPLE

DEAR FAMILY

In Unit 2 your child will grow as a disciple of Jesus by

- understanding the importance of listening to the Word of God as found in the Old Testament and the New Testament
- learning how to live the Ten Commandments and the Great Commandment
- making choices that show love for God and others and avoiding sin
- recognizing that God always loves us and shows us mercy and asks us to forgive others
- preparing to celebrate God's forgiveness in the Sacrament of Penance and Reconciliation.

What's the Word?

In Chapter 11, the children hear the story of the shepherd and the lost sheep (see 13:4-6). Jesus told this story to show us that God will always love and forgive us. Read the story on page 100 with your family. This month, make it a point to ask God for his forgiveness. And pray:

Jesus, may we never wander far from you.



Review the list of the Ten Commandments on page 85. Then pray with your child:

God, thank you for the Ten Commandments. They help me to show love for you, for myself, and my wonderful family.

74

Reality Check

"The relationships within the family bring an affinity of feelings, affections and interests, arising above all from the members' respect for one another."
(Catechism of the Catholic Church, 2296)

Celebrate!

Jesus has given us a way to receive God's forgiveness. The Church celebrates this forgiveness in the Sacrament of Penance and Reconciliation. Take a moment to consider if you are receiving God's forgiveness through the sacrament on a regular basis.

Show That You Care

Point out that we can always show our love for God by forgiving one another.

Take Home

Each chapter in your child's *We Believe* Grade 2 text offers a "Take Home" activity that invites your family to support your child's journey to more fully become a disciple of Christ.

Be ready for this unit's Take Home:

- Chapter 8: Discussing news about the Church
- Chapter 9: Listing important family rules
- Chapter 10: Discussing the qualities of a good friend
- Chapter 11: Performing a scriptural puppet play
- Chapter 12: Discussing the Sacrament of Penance

Overview

In Chapter 5 the children learned about the Sacrament of Confirmation. In this chapter the children will learn about the Bible.

Doctrinal Content	For Adult Reading and Reflection <i>Catechism of the Catholic Church</i>
The children will learn:	Paragraph
• The Bible is the book of God's Word.....	104
• The Old Testament is the first part of the Bible.....	121
• The New Testament is the second part of the Bible.....	124
• Jesus wants us to listen to his teachings.....	127

Key Words

Bible (p. 77)

Old Testament (p. 77)

New Testament (p. 79)

Gospels (p. 79)

Catechist Background

As a Catholic, where do you learn the values you live by?

If you are fortunate enough to have photos of your grandparents or even great-grandparents, you have probably looked closely at them to see whether there is a family resemblance. Our ancestors would probably want to take a good look at us, too. They would probably like to know whether the values they held dear are now embraced by our generation.

When we read the Bible we are reading the book of God's Word. We find out about our ancestors in faith and about ways that we can live out our faith. We learn that we are a chosen people, cherished by a loving and forgiving God. In the first part of the Bible, the Old Testament, we learn of God's faithfulness to his people Israel. Through reading history, poetry, prayers, and stories we hear God's promise to send a Savior.

Go to www.webelieveweb.com, Catechist/Teacher, We Believe Correlations for this chapter's correlation to:

- Six Tasks of Catechesis
- Catholic Social Teaching.

In the second part of the Bible, the New Testament, we learn how the life, Death, Resurrection, and Ascension of Jesus Christ fulfilled God's promise. By word and deed Jesus shows us the way to love God as our Father and the ways to love our neighbors as ourselves. Jesus asks the Father to send the Holy Spirit to help us and guide us.

In the Gospels Jesus shows us the way to live. He teaches us to be merciful, compassionate, peaceful, just, prayerful, and selfless in loving others. He invites us to listen carefully and then live our lives accordingly.

Does the way you live your life reflect Jesus' example?

Lesson Planning Guide

Lesson Steps

Presentation

Materials

1 WE GATHER

page 75

 We Gather in Prayer



Focus on Life

- Listen to Scripture.
- Respond in prayer.

- Discuss favorite books.

For the prayer space: Bible, chart paper for scroll, box, gold or silver paper



"Sing for Joy," Bernadette Farrell, #4, Grade 2 CD (optional)

2 WE BELIEVE

page 76

The Bible is the book of God's Word.



- Present the text about the Bible.
- Design a Bible cover.
- Read and discuss *As Catholics*.

- crayons or colored pencils

page 77

The Old Testament is the first part of the Bible.



- Read and discuss the text about the Old Testament.
- Discuss ways David showed love for God.

- copies of Reproducible Master 8, guide page 75C

page 78

The New Testament is the second part of the Bible.

 Luke 4:42-43



- Read the Scripture story.
- Present and discuss the text about the New Testament and the Gospels.
- Share favorite stories about Jesus.

- chart paper for graphic organizer
- pencils or colored markers

page 79

Jesus wants us to listen to his teachings.

 Matthew 7:24-27

- Read and discuss the Scripture story and the importance of listening.

- crayons or colored markers

3 WE RESPOND

page 74



- Do the *We Respond* activity.

pages 80-81

Project Disciple

- Complete the **Project Disciple** activities.
- Explain the *Take Home* activity.
- Discuss/send home **Sharing Faith with My Family** reproducible master for this chapter.

- pencils
- copies of **Sharing Faith with My Family** reproducible master, Chapter 8 (back of book)

page 82

Chapter 8 Test

- Complete **Chapter 8 Test**.
- Work on *Alternative Assessment* activity.

- optional: copies of Scripture reproducible master, *What's the Word?*, Chapter 8 (back of book)

Name _____

Here are stories about leaders we can read about in the Old Testament.

The Story of Joseph

Read Along

Joseph grew up in a large family. He had eleven brothers, but Joseph was his father's favorite. His father gave him a coat of many colors.

Joseph's brothers were jealous of Joseph. They were so jealous that they sold him to some passing merchants. These men took Joseph to Egypt, a country far from his home.

Many years later Joseph's family was starving, so his brothers went to Egypt looking for food. Joseph helped his family in Egypt. He forgave his brothers and gave his father and brothers food and a place to live.

On the back of the worksheet, write or draw what you remember about Joseph.



The Story of Queen Esther

Read Along

A beautiful young Jewish girl named Esther lived in the country of Persia a long time ago. Esther was chosen by the King of Persia to become his wife.

One day, Queen Esther's uncle came to see her. He told her that one of the king's servants had told lies about the Jews in the kingdom. The servant wanted the king to kill all the Jewish people in the country.

Esther was afraid. She went to the king and told him about the servant's lies and about the plan to kill her people. The king believed her. Esther had saved all the Jewish people living in Persia.

On the back of the worksheet, write or draw what you have learned about Esther.



Additional Activities

Make it Happen

Teach the children the following song to sing to the tune of “Frère Jacques.”

*Share the Good News. Share the Good News
of Jesus Christ! Of Jesus Christ!
His Good News helps us to love.
His Good News helps us to live,
Live God’s Word! Live God’s Word!*

Ask the children to make up their own verses and to share the song with family and friends.

What’s the Word?

Scripture reproducible master, Chapter 8

Materials needed: copies of *What’s the Word?* (back of book), pencils

Distribute copies of the Scripture reproducible master. Read aloud the script. Then invite the children to write what the townspeople might have said.

Then choose two volunteers to be readers. For the townspeople’s part, have volunteers take turns reading what they have written. You may want the children to illustrate the story in the space below the script.

Question Corner

List the following Bible story topics on the board or on chart paper. Ask volunteers to name which part of the Bible each story is in. Then have the children work in pairs to rate the stories from 1 to 6, 1 being their most favorite and 6 being their least favorite:

- God creates the world.
- the story of Noah and the ark
- the story of the birth of Jesus
- Jesus’ story of the Good Samaritan
- Jesus blesses the children.

Then have the pairs share their ratings with the entire group.

More to Explore

Share and/or invite the children to share a few good-news stories about families, friends, team mates, neighbors, school faculty or students, and parish members. Keep a record of the good-news stories. Then, have the children act as reporters for a good-news TV program featuring a few of the stories.

Meeting Individual Needs

An Atmosphere of Acceptance

In the New Testament Jesus provides us with the perfect example of accepting people as they are. Make your room a place of acceptance. Consider taking a few extra minutes every day to praise the good work, behavior, or accomplishments of one or more of the children. Make sure that, over time, each child has been singled out with words of praise.

We Believe Resources

- Grade 2 *Review & Resource Book*, pages 19–21
- Grade 2 *Family Book*, pages 24–26
- Grade 2 *Assessment Book*, pages 15–16
- Grade 2 CD-ROM *Test Generator and Resource*: Use Chapter 8 Test or customize your own.
- www.webelieveweb.com



Enrichment Ideas

Chapter Story

Most of Miss Miller's second grade class was outside for recess, but Marcos, Joanna, and Chris stayed inside. They helped Miss Miller decorate the bulletin board with the classes' drawings about their favorite books.

Marcos pointed to his drawing and said, "I drew a picture of Willy the dog. My favorite book is about Willy and the family who find him when they are on vacation."

Joanna asked Miss Miller, "What kind of books do you like to read?"

Miss Miller said, "Oh, I like to read many different kinds of books!"

Chris said, "Tell us about your favorite book."

Miss Miller told the children, "Well, I have a book that is very special to me. It is my favorite for two particular reasons. The first reason is that my grandmother gave me the book on my seventh birthday. It was an extra special book because she had used it in school. My grandmother said that when she was in school this book was called a reader."

"What is the book about, Miss Miller?" Marcos asked.

"Well, it's about many different things. The second reason the book is my favorite is because it has stories about famous people, animals, and children. It also has poems and songs."

Joanna asked Miss Miller, "Would you bring the reader into school for us to see?"

Miss Miller answered, "Sure, Joanna! And I will even share some of the stories and poems with you."

▶ *Why did Miss Miller think her reader was a special book?*

FAITH and MEDIA

- ▶ Invite the children to describe some video versions of Bible stories that they have seen. Ask them to tell why they like or dislike watching the videos. Explore with the children how watching particular videos of Bible stories can help them to grow in their faith. If possible, show the class an age appropriate video version of a Bible story and carry on a similar discussion.

CHAPTER

PROJECT: A PAGEANT OF BIBLICAL PERSONS

Help the children recall their favorite stories about Jesus. Then ask them to recall their favorite stories that Jesus told when he taught his followers. You could also have the children look through *We Believe* Grade 2 for ideas or reminders. If possible, provide a few copies of *We Believe* Grade 1 for suggestions.

Then have each child choose one person from the stories. Help them to make a simple costume and

select an appropriate prop to represent the biblical person. An example would be a child dressed as Zacchaeus in a colorful tunic holding a picture of a tree (because Zacchaeus was short and climbed a tree to see Jesus).

Have the children wear their costumes and carry their props in a parade. Provide time for each child to explain who he or she is dressed as and to tell a story about the person.

WE GATHER

✦ **Leader:** Let us gather to listen to God's Word.

Reader: God said,
"I, the LORD, your God,
teach you what is for
your good,
and lead you on the way
you should go." (Isaiah 48:17)

Leader: O God, we want to understand your Word.

All: God, help us to remember all the good things you teach us. Help us to follow your ways of love.



☀️ What kind of books do you like?

75

PREPARING TO PRAY

For this gathering prayer, the children will listen and respond to God's Word.

- Choose a prayer leader and a reader. Provide time for them to prepare for the prayer.
- Choose a volunteer to carry the Bible and to lead the other children in a procession.

The Prayer Space

• Use chart paper to make a scroll. On the paper print *God, we want to listen to your Word*. Roll back the top and bottom of the paper to make a scroll. Display the scroll in your prayer space.

- Cover a box with gold or silver paper. Place it on a table. This can serve as a reading stand for the Bible.
- Display the Bible prominently.



This Week's Liturgy

Visit www.webelieveweb.com for this week's liturgical readings and other seasonal material.

Lesson Plan

WE GATHER

_____ minutes

✦ Pray

- Ask the prayer leader, the reader, and the child carrying the Bible to lead the other children in a procession to the prayer space. (Option: While the children are processing, play "Sing for Joy," #4 on the Grade 2 CD.)
- Ask the child who is holding the Bible to place it on the special stand you have made.
- Invite all the children to gather in the prayer space and open their books to page 75. Pray the Sign of the Cross together and ask the leader to begin the prayer.



Focus on Life

- Invite the children to name their favorite kinds of books. Have them describe what they like best about these books.
- Share the *Chapter Story* on guide page 75E.

Family Connection Update

Invite the children to share their family discussions about work.

Teaching Tip

Graphic Organizer for Enrichment

Make a graphic organizer that identifies the Gospels of the New Testament. To do so, draw a circle on the board. Write the words *Gospels of the New Testament* inside the circle. Draw four rectangles with lines connecting them to the circle. Name the Gospels. Have volunteers write the names of Matthew, Mark, Luke, and John in the rectangles. At this time do not require that the children memorize the names of the Gospels.

 Luke 4:42–43


One morning a crowd went to see Jesus. They tried to stop him from leaving their town. But Jesus said, “To the other towns also I must proclaim the good news of the kingdom of God, because for this purpose I have been sent.” (Luke 4:43)

This reading is from the second part of the Bible. The second part of the Bible is the **New Testament**. The New Testament is about Jesus Christ, his disciples, and the Church.

Four of the books in the New Testament are called the **Gospels**. They are about Jesus’ teachings and his life on earth.

The word *gospel* means “good news.” We learn the Good News of Jesus Christ in the Gospels.

- God is our Father who loves and forgives us.
- Jesus is with us always. He teaches us how to love and do good.
- The Holy Spirit helps and guides us.


 What is your favorite story about Jesus?



78

Lesson Plan


WE BELIEVE (continued)

 **Direct** attention to the picture of Jesus. Have a volunteer read the Scripture story on page 78. Explain: *Jesus went from town to town to announce the Good News about God’s love. Tell the group that another word for announce is proclaim.*

Write the words *New Testament* and *Gospels* on the board. Explain: *The New Testament is the second part of the Bible. The Gospels are four very special books of the New Testament. Then have volunteers read the two*

Invite the children to draw a cover for the Bible. When they are finished, have them show their covers to the people who are sitting near them.

paragraphs after the Bible reading. Hold up the Bible. Show the beginning and end of the New Testament. Explain: *The Gospels are the first four books of the New Testament. The word gospel means “good news.” In the Gospels Jesus shows us the Good News about God and his love for us. Then read aloud the three bulleted items listed after the fourth paragraph on page 78.*

 **Read** the question. Invite volunteers to share what their favorite story about Jesus is.


For God. Then invite the children to stand and pray. Invite the children to sing a song or recite a prayer. Invite the children to pray for the people who are sitting near them.

New Testament the second part of the Bible

Gospels four of the books in the New Testament that are about Jesus' teachings and his life on earth

Jesus wants us to listen to his teachings.

One day Jesus had been teaching for a long time. He had taught people about believing in God and praying to him. Jesus ended by telling this story.

 Matthew 7:24-27


A man built his house on rock. When storms came, the wind blew. The rain beat against the house. But the house did not fall. It had been built on rock.


Jesus told the people, "Everyone who listens to these words of mine and acts on them will be like a wise man who built his house on rock." (Matthew 7:24)

When we listen to God's Word in the Bible, we hear with our ears. We remember in our minds and hearts. We show we have listened by loving God and helping others.

WE RESPOND

What can you do to show Jesus that you have listened to him?

 Draw a picture of or write one thing you will do.



ACTIVITY BANK

Multiple Intelligences

Musical

Teach the following song to sing to the tune of "Frère Jacques."

*Share the Good News, share the Good News,
of Jesus Christ! of Jesus Christ!
His Good News helps us to love.
His Good News helps us to live.
Live God's Word! Live God's Word!*

Invite the children to make up their own verses.

Curriculum Connection

Science

Activity Materials: rock, large plastic container, pitcher of water

Demonstrate the effects of water and wind on rock. Place a large rock in the center of a container. Pour water on the rock. Ask what happens. Then have children stand around the rock and blow like the wind on it. Help the children conclude that water and wind do not usually affect rocks in a short period of time.

Read aloud the statement at the top of page 79. Ask: *What are some things Jesus taught us?* Have a few volunteers share their responses. Affirm the children by saying: *You remember some things Jesus taught. That shows you have listened well.* Then invite the children to listen as volunteers read the Scripture passage.


Explain: *Rock is strong. Jesus was trying to tell us that listening to his teaching helps us to grow strong in our faith.*

Read the last paragraph on page 79. Stress: *We show we have listened to Jesus' teaching when we love and help others.*

WE RESPOND

___ minutes

Connect to Life Ask: *What can you do to show Jesus that you have listened to him?* Write the children's suggestions on chart paper or the board.

 **Invite** the children to look at the list and write or draw one thing that they will do this week.

Pray Invite the children to gather in the prayer space. Pray together: *Jesus, we will do what you want. We will listen to your teaching.*

Catechist Goal

- To review the chapter ideas that are key to growing as disciples of Jesus Christ

Our Faith Response

- To decide on ways to grow as disciples by living out what we have learned

Show What you Know

Help the children work on the web. You may want to have them expand the New Testament part of the web by drawing a rectangle below Gospels and writing Matthew, Mark, Luke, and John in the rectangle.

Pray Today Help the children write a text-message prayer. When they are finished, ask volunteers to share their prayers with the group.

Make it Happen

Read the recommendation form. Some children may need help identifying whether the story is in the Old Testament or New Testament. Have the children share their work with the group.

Fast Facts Ask a volunteer to read the sentence. Discuss with the group why the Bible is the best-selling book of all time.

Take Home

Explain to the children that they may find the Catholic newspaper available in the back of church. Obtain a copy and show some of the photographs and articles.

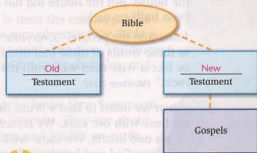
Discuss and send home copies of *Sharing Faith with My Family* reproducible master for this chapter (back of book).

PROJECT



Show What you Know

Use what you know about God's Word to complete the web.



Write God a text message. Thank him for the gift of his Word. Use these words:

Word Bible
learn teachings
praise

To: GOD

80

www.wcbelieveweb.com

DISCIPLE



Make it Happen

Recommend your favorite Bible story to a friend. Use the form below.

I recommend _____

It can be found in the _____ Testament.

In this story, _____

It is my favorite story because _____

Note: Stories about Jesus and his Apostles and stories that Jesus told should be marked from the _____ New Testament.



Fast Facts

More copies of the Bible have been sold than any other book ever written.

Now, pass it on!

Take Home

Ask a family member to get a copy of your local Catholic newspaper. Find out what is happening in the Catholic community.

81

Fill in the circle beside the correct answer.

- The Bible is the book of _____ Word.
 God's David's
- The _____ Testament is the first part of the Bible.
 Old New
- The _____ Testament is the second part of the Bible.
 Old New
- We can read about Jesus' life and teachings in the _____ Testament.
 Old New
- The word _____ means "good news."
 Bible gospel

Circle the correct answer.

- Did the Holy Spirit guide the writers of the Bible? Yes No
 - Are the four Gospels about God's people before Jesus' time on earth? Yes No
 - Did all the writers of the Bible write in the same way? Yes No
- 9-10. Write two things we can learn when we read the Bible.

Possible responses: what God has told us about himself; what God wants us to do to live as his children

82

CHAPTER TEST

Provide ten to fifteen minutes for the students to complete the test. After all have finished, check the answers. Clarify any misconceptions.


Alternative Assessment

You may want the students to complete the following alternative-assessment activity.

Make a poster to show the two parts of the Bible. Explain each part.

Additional Testing

- Chapter 8 Test in *Assessment Book*, pages 15-16
- CD-ROM *Test Generator and Resource*: Use Chapter 8 Test or customize your own.



Review



Review the definitions as they are presented in the chapter's *Key Word* boxes:

- Bible (page 77)
- Old Testament (page 77)
- New Testament (page 79)
- Gospels (page 79).

We Believe Statements

Review the four statements.

- The Bible is the book of God's Word.
- The Old Testament is the first part of the Bible.
- The New Testament is the second part of the Bible.
- Jesus wants us to listen to his teachings.

To use the Chapter 8 Study Guide, visit

www.webelieveweb.com