

# Contents

## CHAPTER 1 *Jesus' Promise of the Holy Spirit* ..... 6

- The Holy Spirit has always been at work.
- The Holy Spirit prepares the way for the Messiah.
- Through the Holy Spirit the Kingdom of God is proclaimed.
- The Spirit of Truth bears witness to Christ.

Genesis 1:2; Isaiah 6:8, 11:2, 60:1–2;  
Matthew 17:2, 5; Mark 1:15; Luke 1:35, 2:40, 3:22,  
9:35, 17:21; John 15:26; Acts of the Apostles 1:9

F  
E  
A  
T  
U  
R  
E  
S



Symbol of the Holy Spirit:  
Cloud and Light

*Welcomed by the Spirit*

**Spotlight on Scripture:** Kingdom of God  
**Catechism Connection:** CCC 685 and 1309  
**Liturgy Connection:** Epiclesis  
**Saints and Holy People:** Blessed Sára  
Salkaházi & Saint Benedict of Nursia

## CHAPTER 2 *The Coming of the Holy Spirit* ..... 18

- Christ's Ascension begins the time of the Spirit.
- At Pentecost the Spirit begins the age of the Church.
- The Apostles impart the Holy Spirit.
- The outpouring of the Holy Spirit continues through Baptism and Confirmation.

Exodus 30:25; 1 Samuel 16:13; 1 Kings 18:38;  
Matthew 16:13–20; Luke 3:15–16, 4:18, 12:49;  
Acts of the Apostles 1:6, 8, 9, 2:2–38

F  
E  
A  
T  
U  
R  
E  
S



Symbol of the Holy Spirit: Fire

*Novena*  
*The Gifts of the Holy Spirit*  
*Chrism Mass*

**Spotlight on Scripture:** The Ascension  
& Anointing  
**Catechism Connection:** CCC 1289  
**Liturgy Connection:** Feast of the Ascension  
**Saints and Holy People:** Saint Peter &  
Saint Elizabeth of Portugal

## CHAPTER 3 *The Action of the Holy Spirit in the Church* ..... 30

- The Holy Spirit is the source of the Church's life.
- Through the Holy Spirit, Christ is present in the Church.
- The Sacraments of Christian Initiation call us to holiness.
- The Holy Spirit inspires the mission of evangelization.

Genesis 8:11; Matthew 3:16; John 1:32,  
14:26–27, 20:21; Ephesians 2:22

F  
E  
A  
T  
U  
R  
E  
S



Symbol of the Holy Spirit: Dove

*Forms of Prayer*  
*Scripture and Tradition*  
*Artist as Evangelizer*

**Spotlight on Scripture:** The Early Church  
**Catechism Connection:** CCC 1392  
**Liturgy Connection:** Easter Vigil  
**Saints and Holy People:** Saint Teresa de  
los Andes & Blessed Pere Tarres I Claret

- Confirmation deepens baptismal grace.
- Confirmation unifies the parish community.
- Confirmation preparation readies us for the fullness of the Spirit.
- The Holy Spirit equips us to carry on the mission of Jesus Christ.

Ezekiel 36:25, 26; Matthew 7:17–20;  
John 3:5, 7:37–38; Romans 14:17



**Symbol of the Holy Spirit:** Water

*Lectio Divina*  
*Christian Service*

**Spotlight on Scripture:** Bearing Fruit

**Catechism Connection:** CCC 1311

**Liturgical Connection:** The Sacrament of  
Penance and Reconciliation

**Saints and Holy People:** Mary, Mother of  
God & Saint Vincent de Paul

- The celebration of Confirmation leads us from Baptism to the Eucharist.
- The Sacrament of Confirmation celebrates the faith of the Church.
- The Laying on of Hands reminds us of the origin of Confirmation.
- In Confirmation we are sealed with the Gift of the Holy Spirit.

Ezra 7:28; Psalm 139:5; Isaiah 61:1; Luke 4:18–19;  
2 Corinthians 1:21–22; James 5:15



**Symbol of the Holy Spirit:**  
Anointing

*Role of a Bishop*  
*Sealed in the Holy Spirit*

**Spotlight on Scripture:** The Hand of God

**Catechism Connection:** CCC 1289

**Liturgical Connection:** The Sacrament of the  
Anointing of the Sick

**Saints and Holy People:** Blessed Teresa of  
Calcutta & Saint Ambrose

- The meaning and grace of the Sacrament of Confirmation are seen in its celebration.
- Through Confirmation the Holy Spirit strengthens us to witness.
- The Holy Spirit continually builds up the Church.
- We share in the mission of the Church.

Psalm 46:10; Matthew 6:10; John 20:21;  
1 Corinthians 12:4–11; Ephesians 4:1–5



**The Holy Spirit:** Guide and  
Inspiration of the Church's Mission

*Take Five*  
*What is a Charism?*

**Spotlight on Scripture:** Jesus' Mission

**Catechism Connection:** CCC 2011

**Liturgical Connection:** The Liturgical Year

**Saints and Holy People:** Saint John Bosco  
& Going Forward

Praying with the Spirit Reproducible Master .....	77A-B
Confirmation Assessment Reproducible Master .....	77C-D
Confirmation Q & A .....	78-79
Choosing A Name & Sponsor .....	82-83
Called by God & Go Forth .....	84-85
Ways of Praying & The Most Blessed Sacrament .....	86-87
Prayers & Practices .....	88-89
Glossary & Index .....	94

**GOALS**

*to learn about the coming of the Holy Spirit on Pentecost; to appreciate the power of the Holy Spirit in the lives of Jesus' disciples*

**Materials Needed:** battery-operated candle; red paper; marker; Bibles

For the prayer table: red tablecloth; paper flames; cross or crucifix; candle; Bible opened to the Acts of the Apostles

- Make paper flames (one per candidate) and label a different gift of the Holy Spirit on each.
- Arrange for a tour of the Church and show the candidates the parish holy oils.

**Catechist Background**

At the end of his time on earth, Jesus commanded his Apostles to "Go, therefore, and make disciples of all nations, baptizing them in the name of the Father, and of the Son, and of the holy Spirit" (Matthew 28:19). Through our Baptism, we become members of the Catholic Church. We receive the light of Christ and are called to live our lives embracing Jesus and his message. Throughout the Gospels, Jesus encourages us to share his message with all people. As Blessed Pope John Paul II reminded us, "Faith is strengthened when it is given to others!" (*Redemptoris missio*, December 7, 1990). It is through this sharing of our faith that we not only respond to Jesus' command, but also follow him and continue his work on earth.

**Gathering**

If possible show photos of people using fire for cooking, warming, or guiding at night. Ask why discovering that humans could control fire was crucial to the development of society. (Possible responses include: humans could improve their growth, health, and lifespan by cooking food and having warmth and protection. Also, the light from the fire enabled people to continue activities after the sun had set.) Stress that fire is an important natural source of energy.

Invite the candidates to open their books to page 18 and look at the photograph. Read aloud the quotation from the Acts of the Apostles. Explain that in this chapter the candidates will be reading about the coming of the Holy Spirit to the disciples as what looked like flames appearing over their heads. This fire ignited in the disciples energy to go out to spread the Good News of Christ. Point out that this same fire is ignited in us when we turn our minds and hearts to God.

# The Coming of the Holy Spirit

**"You will receive power when the holy Spirit comes upon you, and you will be my witnesses."**

Acts of the Apostles 1:8

The Sacrament of Confirmation strengthens us for this mission. The Holy Spirit inspires us to share the Good News in ways that people will understand and that will touch their hearts. *Catholic* means “universal.” Jesus’ command to make disciples of all nations calls us to bring his message and open our hearts to not only our families and communities, but also to those who:

- have never heard of Christ
- are persecuted for their Christian beliefs
- are people we will never meet but are our sisters and brothers in the global Church.

As a catechist preparing candidates for the Sacrament of Confirmation, you have a privileged ministry. This ministry is to expand the candidates’ minds and hearts in order for them to live fully the call of Baptism and Confirmation, embracing and living out Christ’s mission in their homes, communities, and the world.

## Reflection

*“The day will come when, after harnessing space, the winds, the tides, gravitation, we shall harness for God the energies of love. And . . . for a second time in the history of the world, humankind will have discovered fire.”*

Pierre Teilhard de Chardin

*How have you experienced the energy of God’s love?*

**C**andidate, your time of preparation for Confirmation is a time of conversion, turning your mind and heart to God. The Holy Spirit is guiding you as you:

- Focus on your positive attitudes or unselfish choices—sharing time and talents, helping at home and in the community, putting a greater effort into school work, giving more time to prayer, participating at Mass each week.
- Discard your negative attitudes or selfish choices—saying hurtful things, being disrespectful to the people in your life, not taking care of your physical and/or spiritual well-being, not putting God first in your life.

Highlighting what is positive in your life and changing negative aspects will help you to turn your heart and mind to God. Reflecting on these matters will help you give witness to the Good News of Jesus Christ. Complete the chart below.

What I’m Grateful For	What I Can Improve

Be confident that the Holy Spirit is guiding you as you strive to change and grow as a disciple of Jesus Christ.

Ask a volunteer to read the note to the candidates on page 19. Then explain the activity directions. Provide a few minutes of quiet time for candidates to complete their charts. Remind the candidates to respect the privacy of others. You may want to ask volunteers to share what they are grateful for.

Assure the candidates that the Holy Spirit is guiding them as they strive to change and grow as Jesus’ disciples. At this time you may wish to share the quotation of Pierre Teilhard de Chardin in the *Reflection* section at the top of the guide page.

the candidates find these words in the secondary on page 34.



# Believing

## Christ's Ascension begins the time of the Spirit.

If possible, display a biblical map of Jerusalem. Note: If using an interactive whiteboard, a biblical map can be found on the *Inspired by the Spirit* Web site. Have a volunteer point out the city of Jerusalem. Ask: *What are some of the events in Jesus' life that took place in the city and surrounding areas?* (Possible responses: Jesus was lost in the Temple there; people greeted him with praise on the Sunday before he died; Jesus and his disciples shared the Last Supper; Jesus suffered, died, and was buried outside the city; Jesus appeared to his disciples after his Resurrection.)

Invite the candidates to look at the artwork on page 20 as volunteers read the first four paragraphs. Mention that in Acts of the Apostles 1:12 we read that the Ascension took place on Mount Olivet (refer to map to locate), which is to the east of Jerusalem. Emphasize that the Ascension signifies that from the moment Jesus ascended, he is with the Father in Heaven, and also with us forever through the Holy Spirit. Then ask a volunteer to read the fifth paragraph. You may want to have the candidates discuss the following question: *Do you think Jesus' promise to be with the disciples always was important to them? Why or why not?*

### Novena

Point out to the candidates that after Jesus' Ascension the disciples and Mary spent their time in Jerusalem, nine days, praying as they waited for the coming of the Holy Spirit. Ask a volunteer to read aloud the paragraph.

Check: Point out that the same fire is ignited in us when we turn our minds and hearts to God.

## Christ's Ascension begins the time of the Spirit.

In the Bible, we read that after Jesus died and rose from the dead, he spent forty days with his disciples, helping them and giving them the courage to use their gifts to continue his work. He spoke to them about the power of the Holy Spirit. He taught them about the Kingdom of God. And he prepared them to carry on his mission.

Then, forty days after his Resurrection, Jesus again appeared to his disciples, ate with them, and talked to them. And at this last gathering with the risen Christ the Apostles asked him, "Lord, are you at this time going to restore the kingdom to Israel?" (Acts of the Apostles 1:6) Jesus told them that his Father had a plan for all things, and that this was not yet the time for the fulfillment of God's Kingdom. Jesus helped them to understand that "the present time is the time of the Spirit and of witness" (CCC, 672). He said to them, "But you will receive power when the holy Spirit comes upon you, and you will be my witnesses in Jerusalem, throughout Judea and Samaria, and to the ends of the earth" (Acts of the Apostles 1:8).


"When he had said this, as they were looking on, he was lifted up, and a cloud took him from their sight." (Acts of the Apostles 1:9) This glorious event, which took place near Jerusalem—on the mount called Olivet, is called the Ascension.

The Ascension of Jesus Christ signifies to his followers that, from that moment forward, Jesus is with the Father in Heaven, and also with us forever, through the Holy Spirit.

After Christ ascended to his Father, the Apostles returned to Jerusalem. There they joined Mary, the Mother of Jesus, and some of the other disciples. No doubt, they wished they could hold on to all their moments with Jesus forever! But they didn't need to worry because Christ had assured them that he would be with them always—not physically, and not just in their memories of him, but through the Holy Spirit.

### Novena

After Jesus' Ascension, Mary and the Apostles prayed together for nine days as they waited for the coming of the Holy Spirit. These nine days of prayer are considered the first novena, a prayer practice of the Church. A *novena*, from the Latin word meaning "nine," consists of nine consecutive days of prayer for a particular intention or purpose. Novenas can be made as a group or individually. You can pray the same prayer each day, or different prayers throughout the novena. Novenas can help us prepare for a special event, for the celebration of a sacrament, or for a feast day.



20

## Optional Activity

Point out that after his Resurrection, Jesus spent forty days with his disciples. Have the candidates work in pairs to choose two of the following passages to read about some of Jesus' encounters with his disciples: Luke 24:13-35, on the road to Emmaus; Luke 24:36-43, Jesus with his disciples in Jerusalem; John 20:24-29, Jesus and Thomas; John 21:1-19, Jesus cooks breakfast on the shore. After the candidates read the passages, ask the candidates in each pair to identify their favorite and to summarize this encounter to share with all the candidates.

## Calling *All* Candidates

Working by yourself or with another Confirmation candidate, write a novena to the Holy Spirit that you can pray as you prepare for Confirmation. It can be one prayer to be prayed each day for nine days or nine different prayers.

### **S**potlight on Scripture

Read the Scripture account of the Ascension and the disciples' return to Jerusalem in Acts of the Apostles 1:1-14.

Take a few moments to reflect on:

- what Jesus' disciples may have felt when they returned to Jerusalem
- how being together might have helped them.

When you experience times of loss how does being part of a community of faith help you? Share your answers with another Confirmation candidate or your sponsor.

### **A**liturgy Connection

Liturgy is the official public prayer of the Church. The Church's liturgy for the Solemnity of Jesus' Ascension is celebrated about forty days after Easter Sunday. On the Feast of the Ascension, we gather for Mass with our parish community to celebrate Jesus' return to the Father in Heaven. In many dioceses in the United States this feast is a holy day of obligation celebrated on Thursday during the Easter season. Other dioceses celebrate the Ascension on the following Sunday.

## Calling *All* Candidates

Read the directions. Explain that novenas may be found in Catholic prayer books or on Catholic Web sites. Encourage the candidates to pray the novena prayers that they have written with their families and sponsors.

**For junior high candidates,** show examples of several novenas and ask them to identify the intention prayed for in each one.

**For high school candidates,** encourage them to research and report on the novena prayers they found. If there is a novena prayed regularly in your parish, discuss this with candidates.

### **S**potlight on Scripture

Ask a volunteer to read the account of Christ's Ascension and the disciples' return to Jerusalem. Pause to reflect on the disciples' feelings and how being together might have helped. Encourage the students to share their reflections with other candidates. Discuss the question about being part of the faith community during times of loss. Encourage the candidates to share the discussion with their sponsors.

21



## Confirmation Q & A

What did the Ascension of Jesus Christ signify?



## Confirmation Q & A

What did the Ascension of Jesus Christ signify?

The Ascension of Jesus Christ signifies that from the moment of his Ascension, Jesus is with the Father in Heaven, and is also with us forever, through the Holy Spirit.

### **A**liturgy Connection

Have a volunteer read the paragraph. Encourage the candidates to find out when your diocese celebrates the Ascension of Jesus Christ.

## Faith Words

- Resurrection
- Ascension

Ask volunteers to explain the events of Christ's *Resurrection* and his *Ascension*. Have the candidates find these words in the Glossary on page 94.

## At Pentecost the Spirit begins the age of the Church.

Introduce the concepts on these pages by explaining that Pentecost was and still is a harvest feast of the Jewish People. It is called *Shavuot*, or the Feast of Weeks. On the fiftieth day after Passover, everyone gathers to celebrate God's blessings. Historically, the feast signifies the giving of the Torah at Mount Sinai. In Jesus' time many traveled to Jerusalem to pray in the Temple during the feast.

Ask the students to recall what they know about the coming of the Holy Spirit at Pentecost. Then have volunteers read the first and second paragraphs. Stress the following points:

- after the coming of the Holy Spirit, the Apostles and disciples were "created anew"
- this day, known as Pentecost, marks the "birth" of the Church and the Church's worldwide mission.

Point out that at Baptism we are given new life—we are "created anew."

Invite the candidates to imagine themselves on the crowded street of Jerusalem that day. Ask a volunteer to read the third paragraph.

**Activity** Invite the candidates to write their statements about Jesus' disciples after Jesus' Ascension and after the Pentecost event. Then ask volunteers to share their responses with the entire group.

Before the candidates respond to the final question, ask: *Have you ever experienced someone making a change for the better? What was the change?*

Point out a few examples: someone resolves to make healthy choices in his/her diet; someone resolves to be more positive. Then pause for a

## At Pentecost the Spirit begins the age of the Church.

When Jesus' Apostles, his Mother Mary, and some of the other disciples were gathered together in Jerusalem during the Jewish feast of Weeks, the Holy Spirit came to them as Jesus had promised. For, "suddenly there came from the sky a noise like a strong driving wind, and it filled the entire house in which they were. Then there appeared to them tongues as of fire, which parted and came to rest on each one of them. And they were all filled with the holy Spirit and began to speak in different tongues, as the Spirit enabled them to proclaim" (Acts of the Apostles 2:2-4).

Through this outpouring of the Holy Spirit upon them, the Apostles and other disciples were "created anew." They were no longer frightened—alone without their Lord—but were empowered to build up the community of disciples and renew the earth in God's love. They began to proclaim the Good News of Christ to all the people gathered in Jerusalem. And though these people did not all speak the same language, they all understood the message, saying "we hear them speaking in our own tongues of the mighty acts of God" (Acts of the Apostles 2:11). This day, known to us today as Pentecost, marks the "birth" of the Church—and its worldwide mission!

On this day of Pentecost the Apostle Peter gave a powerful speech to the crowds, explaining that Jesus Christ died, rose, returned to his Father in Heaven, and sent forth the Holy Spirit. And when the people who were listening to Peter asked what they should do next, Peter told them, "Repent and be baptized, every one of you, in the name of Jesus Christ for the forgiveness of your sins; and you will receive the gift of the holy Spirit" (Acts of the Apostles 2:38). That very day about 3,000 people accepted the Good News of Jesus Christ and were baptized into the Church.

**Write a statement describing the disciples' feelings and actions after Jesus' Ascension.**

**Write a statement describing the disciples' feelings and actions after the Pentecost event.**

**What changes do you hope to see in your life after you are sealed with the Gift of the Holy Spirit in Confirmation?**



## Optional Activity

Have the candidates work in pairs to draw a cartoon of someone using one of the gifts of the Holy Spirit. Encourage "hesitant" artists by telling them that some cartoonists use very simple lines in character representations. When the candidates are finished, provide time for the sharing of the cartoons. If possible, display the cartoons in an area for families and parishioners to see.

## The Gifts of the Holy Spirit

Our lives of discipleship are nourished by the gifts of Holy Spirit, which were given to us in Baptism. These spiritual gifts help us to live as Jesus asked his followers to live. Like any gift, these gifts of the Holy Spirit have to be "opened" by us and used in our daily lives, and in our decisions and actions toward others. And, like gifts of athletic ability or musical talent, these gifts grow in us with practice and regular use. Here is a look at the gifts of the Holy Spirit. Consider how you have already used these gifts and how they can help you as you prepare for Confirmation.

- We use the gift of *wisdom* to help us see and follow God's will in our lives.
- We use the gift of *understanding* to open our hearts so that we can be more loving and compassionate towards others.
- We use the gift of *counsel* (right judgment) to make choices about ways to follow Christ each day.
- We use the gift of *fortitude* to stand up for what we believe, even when it is difficult or unpopular.
- We use the gift of *knowledge* to apply what we know about the teachings of Jesus to everyday life.
- We use the gift of *piety* to become more prayerful, and to respect all that God has made.
- We use the gift of the *fear of the Lord* (wonder and awe in God's presence) to deepen our reverence for God and appreciation for the wonders of God's creation.

Which gift do you use most frequently?  
In what way?

## Saints and Holy People Saint Peter

Paintings and statues of Saint Peter usually show him holding a pair of keys. In the Gospel of Matthew, right after Peter declares his faith in Jesus as the Messiah Jesus says, "You are Peter, and upon this rock I will build my church...I will give you the keys to the kingdom of heaven" (Matthew 16:18, 19). Jesus recognizes in Peter his gifts of strength and his faithfulness, and makes him the visible foundation of the Church. The pope and all the bishops follow in the footsteps of this great saint, and the other Apostles, as they carry out their roles as leaders of the Church. To learn more about Saint Peter, visit [Lives of the Saints featured on \[www.inspiredbythespirit.com\]\(http://www.inspiredbythespirit.com\)](http://LivesoftheSaints.com).



23

few minutes of silence to allow the candidates to write their responses to the question about possible changes in themselves after Confirmation. Remind the candidates to respect everyone's privacy.

## The Gifts of the Holy Spirit

Ask a volunteer to read the introductory paragraph and other volunteers to read the explanatory statements about how we use the gifts of the Holy Spirit. Then pause briefly to have the candidates reflect on and then share their responses to the questions.

## Saints and Holy People Saint Peter

Invite the candidates to share a few Scripture stories that they remember about Saint Peter (Peter at the Transfiguration, Jesus heals Peter's mother-in-law, Peter walks on the water with Jesus, Peter's denial of Jesus, etc.). Then ask a volunteer to read Saint Peter's profile on page 23. Encourage the candidates to visit [www.inspiredbythespirit.com](http://www.inspiredbythespirit.com) to learn more about this first great leader of the Church. Also encourage the candidates to pray to individual saints, asking for them to intercede for special intentions. Point out that they can pray to Saint Peter to ask for help in being strong in faith.

Confirmation

## Confirmation Q & A

What happened on Pentecost?

Confirmation

## Confirmation Q & A

What happened on Pentecost?

On Pentecost the Holy Spirit came to the Apostles and other disciples. They were empowered to proclaim the Good News of Christ to the crowds in Jerusalem. About 3,000 people were baptized into the Church.

## Faith Word

### • Pentecost

Ask volunteers to explain how they would define the word *Pentecost*. Then ask the candidates to check their definitions with the one provided in the Glossary on page 94.



## The Apostles impart the Holy Spirit.

Ask the candidates what people shaking hands can symbolize. Have a few volunteers respond. Point out that this action can symbolize friendship, happiness in meeting people, or forgiveness. Then ask a volunteer to read the first two paragraphs. Have the students highlight or underline the last sentence of the second paragraph. Emphasize that the laying on of hands by the Apostles was a sign that the person was receiving the Gift of the Holy Spirit.

Explain that there was and continues to be another sign of the presence of the Holy Spirit. Ask a volunteer to read the third and fourth paragraphs. Stress that the essential rite of Confirmation is the anointing of the forehead of the candidate with Sacred Chrism and the laying on of the minister's hand as he says the words "Be sealed with the Gift of the Holy Spirit."

Activity Invite the candidates to write their statements about Jesus' disciples after Jesus' Ascension, and after the Pentecost event. Then ask volunteers to share their responses with the entire group.

### Faith Word

- Sacrament of Confirmation

Ask the candidates to locate the Glossary entry *Sacrament of Confirmation* on page 94 and read the definition.



## The Apostles impart the Holy Spirit.

The Holy Spirit remained with the Apostles and other disciples, strengthening and guiding them in continuing Jesus' work in the world. And many more followers came to believe in Jesus and were baptized! These newly baptized, too, received the Holy Spirit when the Apostles placed their hands on them. This ancient action was a powerful sign of God's blessing, and by it authority and grace were given in God's name.

As we can read in the *Catechism of the Catholic Church*, "The apostles, in fulfillment of Christ's will, imparted to the newly baptized by the laying on of hands the gift of the Spirit that completes the grace of Baptism" (CCC, 1288). So from the very beginning of the Church, there was a connection between Baptism and the laying on of hands by the Apostles—which is recognized by the Church as the beginning of the Sacrament of Confirmation.

Yet throughout the history of the Jewish People, anointing someone with oil was a sign of God's presence in the life of that person—a sign that God had chosen that person for a special mission. So, "very early, the better to signify the gift of the Holy Spirit, an anointing with perfumed oil (*chrism*) was added to the laying on of hands" (CCC, 1289).

This rite of anointing has continued since that time, and "confirms baptism and strengthens baptismal grace" (CCC, 1289). And in time this anointing became the essential sign of the Gift of the Holy Spirit in the **Sacrament of Confirmation**. As we can read in the *Catechism of the Catholic Church*, "The essential rite of Confirmation is anointing the forehead of the baptized with sacred chrism...together with the laying on of the minister's hand and the words... 'Be sealed with the Gift of the Holy Spirit'" (CCC, 1320).

## Optional Activity

Remind the candidates that, as disciples of Christ who are guided by the Holy Spirit, we are called to be respectful in our relationships with friends and peers. Invite the candidates to work in pairs to write a code of respect for friends and peers. Encourage creativity. For example: the codes can be written as acrostics, poems, etc. Have volunteers share their codes.

## Calling All Candidates

It is often said that at your Baptism you were "christened." That's because when you were baptized you were first anointed with the oil called *Sacred Chrism*. This anointing marked you as belonging to Christ. What does it mean to be marked for Christ? How does that change the way a baptized person acts towards others?

Create a personal logo or icon that could be posted on a social networking page to identify you as a Christian "marked for Christ."



## Saints and Holy People Saint Elizabeth of Portugal

Elizabeth was born into a royal family in 1271. Later, she married Dinis, the king of Portugal. The couple worked together to provide for their country's people. Elizabeth supervised the establishment of hospitals, orphanages, and churches. Learn more about her by visiting [www.inspirebythespirit.com](http://www.inspirebythespirit.com).

As part of preparation for Confirmation, candidates are invited to choose and follow the example of a holy person. How can you follow the example of Saint Elizabeth of Portugal?



## Spotlight on Scripture Anointing

The practice of anointing with oil is an ancient ritual. In the Old Testament, we read that Moses was instructed by God to combine the finest spices with olive oil in order to create a "sacred anointing oil" (Exodus 30:25). He was further instructed to use this oil to anoint his brother, Aaron, and his sons, as well as the sacred spaces and articles that were used as part of their worship. In other parts of the Bible, kings were anointed with sacred oil as a symbol of the power and authority they received from God. David, for example, was anointed and "from that day on, the spirit of the Lord rushed upon [him]" (1 Samuel 16:13). Jesus quoted the prophet Isaiah, when he spoke of his own anointing (see Luke 4:18). This sacred practice is as vivid today as it was thousands of years ago. It is a powerful sign of the Holy Spirit's presence in our lives as we seek to bring the Good News of Christ to the world around us.

## Calling All Candidates

Ask candidates to identify logos with which they are familiar. Discuss how a logo or icon represents something without using words. Have a volunteer read the paragraph and directions. Then provide time for the candidates to design personal "marked for Christ" logos or icons. Invite volunteers to share their design. You may want each candidate to interview a member of the parish or parish staff about what it means to be "marked for Christ."

## Saints and Holy People Saint Elizabeth of Portugal

If possible, display a map of Europe. Ask a volunteer to point out the country of Portugal. Then have volunteers read the profile of Saint Elizabeth. You may want to point out that Saint Elizabeth worked to keep peace within her family and country. Ask the candidates to share what they admire about this saint.

**Activity** Invite the candidates to brainstorm ways that they can follow the example of Saint Elizabeth of Portugal. Provide a few minutes for the candidates to choose ways from the brainstorm list that they will actually practice, and write these ways below the question.

## Spotlight on Scripture Anointing

In advance, collect two or three examples of oil (olive oil, cooking oil, etc.) to display to candidates. Discuss ways we use oil daily: for cooking (energy), or heating, strengthening, and moisturizing, etc. Then, invite volunteers to read the paragraph about the sacred practice of anointing.



## Confirmation Q & A

What is the essential rite of Confirmation?

25



## Confirmation Q & A

What is the essential rite of Confirmation?

The essential rite of Confirmation is the anointing of the candidate's forehead with Sacred Chrism together with the laying on of the minister's hand as he says the words, "Be sealed with the Gift of the Holy Spirit."

## The outpouring of the Holy Spirit continues through Baptism and Confirmation.

Show an illustrated Bible story (for example see illustration on page 24 of candidate book or from a Children's Bible) and ask the candidates to imagine what traveling was like in the time of the early Church. Invite volunteers to offer descriptions, correcting and adding details as necessary. Point out that some of the Apostles traveled throughout the Roman Empire to spread God's Word. Travel by foot, by horse, or by boat was long and tedious. Explain that the Apostles would travel to an area, establish the local Church, and then move on.

Have the candidates look through the New Testament to see who the Letters, Epistles, are addressed to: the members of the Church in Rome, Corinth, Galatia, Ephesus, Phillippi, Colossae, and Thessalonica. If possible, display a map that shows these places (these places are often included in maps found in study Bibles). Then have a volunteer read the first and second paragraphs.

Remind the candidates that we, too, receive the Gift of the Holy Spirit in the Sacrament of Baptism and are anointed and sealed with the Holy Spirit in the Sacrament of Confirmation. Emphasize that the Holy Spirit empowers us to be witnesses to Jesus Christ. Have a volunteer read the third paragraph.

### Chrism Mass

Have volunteers read the explanation of the Chrism Mass. If possible, arrange with the pastor or parish administrator to have the candidates visit the parish church, particularly visiting the ambry. If possible, arrange a visit from a parish priest or pastor to show the holy oils used in the parish, especially the Sacred Chrism, to the candidates and to describe the Chrism Mass.

## The outpouring of the Holy Spirit continues through Baptism and Confirmation.

In the early Church Baptism and Confirmation were usually celebrated together. Thus, the baptized person received a double anointing with the **Sacred Chrism**—perfumed oil consecrated, or blessed, by a bishop. The first anointing was given by the priest and the second anointing by the bishop. But as the Church grew, the territories and responsibilities of its leaders grew, and bishops were not always able to be present at every baptismal celebration.

So in many local areas the celebration of the Sacrament of Baptism and that of Confirmation became separated. The Sacrament of Baptism continued to be celebrated by the priests and deacons in the local communities, with the priest or deacon giving the newly baptized the first

anointing with Sacred Chrism. The celebration of the Sacrament of Confirmation, with the second anointing of the baptized person with Sacred Chrism, was reserved to the bishop himself.

In the Church today, through the Sacrament of Baptism we, too, receive the Gift of the Holy Spirit and through the Sacrament of Confirmation we, too, are anointed and sealed with the Spirit. The same Holy Spirit who empowered the Apostles and other disciples to continue Jesus' work in the world empowers us too! Thus, Jesus' words to his first disciples are also his words to us, "you will receive power when the Holy Spirit comes upon you, and you will be my witnesses...to the ends of the earth" (Acts of the Apostles 1:8).

### Chrism Mass

Each year right before the **Easter Triduum**, the bishop and priests of the diocese gather to celebrate the Chrism Mass. During this Mass the bishop blesses three oils, which will be used in the sacramental rites throughout the year. These holy oils are: oil of catechumens (Baptism), oil of the sick (The Anointing of the Sick), and Sacred Chrism (Baptism, Confirmation, and Holy Orders). The sharing of these blessed oils with the parishes is a sign of the unity of the bishops, priests, and the faithful in the diocese.

The parish priests place these blessed oils in a place of honor in their churches. This place is called the **ambry**. In many churches, the ambry is in the sanctuary. In others, it is near the baptismal font.

Visit the ambry in your parish church. Pray for those who will be anointed with these oils this year.



26

## Faith and Media

Explain that Saint Paul and two of his traveling companions, Saints Timothy and Barnabas, journeyed many miles to spread the Good News of Christ and to establish the early Church. Ask the candidates to read the biographies of these saints on the *Inspired by the Spirit* Web site or in books about the saints. Ask the candidates to report their findings about the experiences of Saints Paul, Timothy, and Barnabas.



## Symbols of the Holy Spirit: Fire

Look back to the image on page 19. Do you remember any passages from Scripture about fire? One is in Acts of the Apostles. It is about Pentecost, when tongues of fire appeared to Jesus' disciples and they were filled with the Holy Spirit. There are many more places throughout the Bible in which the presence of the Holy Spirit is depicted as fire. In response to the prophet Elijah's prayer, "The LORD's fire came down and consumed the holocaust, wood, stones, and dust, and it lapped up the water in the trench" (1 Kings 18:38). John the Baptist proclaimed that Jesus "will baptize you with the Holy Spirit and fire" (Luke 3:16). Jesus said in regards to the Holy Spirit, "I have come to set the earth on fire, and how I wish it were already blazing" (Luke 12:49).

As you continue your journey as a candidate for Confirmation, let the image of fire remind you of the transformative and energizing power of the Holy Spirit. Just as fire touches everything in its path, the Holy Spirit reaches each one of us and changes us.

## Catechism Connection

- "Very early, the better to signify the gift of the Holy Spirit, an anointing with perfumed oil (*chrism*) was added to the laying on of hands."
- This anointing highlights the name 'Christian,' which means 'anointed' and derives from that of Christ himself whom God 'anointed with the Holy Spirit.'" (CCC, 1289)
- Through the Sacrament of Confirmation, the same Holy Spirit who empowered the Apostles and other disciples to continue Jesus' work in the world empowers you, too! Reflect on this, and discuss with your sponsor the ways you hope to share in Jesus' work.

## Calling All Candidates

Today, technology makes it possible to witness to Christ to our friends and family as well as to people all over the world.

**Working by yourself or with another Confirmation candidate, make a plan that uses technology to effectively "reach the ends of the earth" in your witnessing to Jesus Christ.**



## Symbols of the Holy Spirit: Fire

Invite the candidates to look at the photograph on pages 18 and 19 as a volunteer reads the explanation of the symbol. Another passage from the Old Testament that the candidates may read is Exodus 13:21–22. Emphasize that the fire pictured is one that evokes inspiration, warmth, and energy. Ask the candidates to recall the beginning discussion about the Apostles and disciples being "on fire" with the Holy Spirit. Encourage the candidates to talk about this symbol of the Holy Spirit with their families and sponsors.

## Catechism Connection

Have the candidates read the quotation and the paragraph about the empowerment of Jesus' Apostles and disciples. Encourage the candidates to discuss with their sponsors ways they hope to share in Jesus' work.

## Calling All Candidates

Have a volunteer read the paragraph and directions. Provide time for the candidates to work on their plans.

When they are finished, invite volunteers to share their plans with the entire group. Encourage the candidates to put some part of their plans into effect this week.



## Confirmation Q & A How are the Sacraments of Baptism and Confirmation connected?



## Confirmation Q & A

### How are the Sacraments of Baptism and Confirmation connected?

In the Sacrament of Baptism we receive the Gift of the Holy Spirit, and in the Sacrament of Confirmation we are anointed and sealed with the Holy Spirit.

## Faith Words

- Sacred Chrism
- Easter Triduum

Ask the candidates to read the definitions of *Sacred Chrism* and *Easter Triduum* in the Glossary on page 94.

## Responding

### Let Us Pray

#### Preparing to Pray

Ask a few volunteers for help in preparing paper flames, one for each candidate. On each flame ask the volunteers to print one of the gifts of the Holy Spirit. Put the flames in a small box on the prayer table.

Cover the prayer table with a red tablecloth. Place a cross or crucifix, a battery-operated candle, the paper flames, and a Bible opened to Acts of the Apostles on the prayer table.

Choose a Leader and a Reader. Divide the candidates into two groups. Designate which group is Group 1 and which group is Group 2.

#### Praying Together

Invite the candidates to gather in the prayer space. You may want the group to sing a familiar hymn to the Holy Spirit as you gather.

Light the candle on the prayer table. Ask the candidates to focus on the light as you pray the Sign of the Cross and the Leader begins.

When you have finished the prayer, invite each candidate to draw one of the paper flames from the box. Ask each candidate to silently read the name of the gift of the Holy Spirit on the flame that he or she has drawn. Encourage the candidates to use the gifts in a special way this week.

### Let Us Pray

**All:** In the name of the Father, and of the Son, and of the Holy Spirit. Amen.

**Leader:** Father of light, from whom every good gift comes, send your Spirit into our lives with the power of a mighty wind, and with the flame of your wisdom open the horizons of our minds. (Liturgy of the Hours, Pentecost)

**All:** May we be open to the Holy Spirit.

**Reader:** A reading from the Gospel of Luke

"Now the people were filled with expectation, and all were asking in their hearts whether John [the Baptist] might be the Messiah. John answered them all saying, 'I am baptizing you with water, but one mightier than I is coming . . . He will baptize you with the Holy Spirit and fire.'" (Luke 3:15-16)

The word of the Lord

**All:** Thanks be to God.

**Group 1:** Come, Holy Spirit, fill the hearts of your faithful.

**Group 2:** and kindle in them the fire of your love.

**Group 1:** Send forth your Spirit and they shall be created.

**Group 2:** And you will renew the face of the earth.

**All:** Holy Spirit, fill our hearts with love. Amen.

28

### Prayer Pointers

Music has long been an important element in the Church's prayer. There are different ways to incorporate music into a prayer service. Play a hymn or song, and invite the candidates to sing the chorus. Play instrumental music to set a tone for reflection and meditation before praying or after a reading or prayer. Invite musically inclined young people or family members or other volunteers to provide musical accompaniment.

# Go Forth

## COMMUNITY

At Pentecost, the disciples were inspired by the Holy Spirit to spread the Good News of Jesus Christ to many other people. When you participate in Mass this week, pay particular attention to the ways your parish shares the Good News with people of different ages and backgrounds. Be prepared to discuss one of your observations with the other candidates at the next session. Offer a prayer for the people in your parish.

## FAMILY

Saints intercede for us with God. We ask them to pray to God for us. They are examples of faithful discipleship to Jesus. Think about the saint's name you want to choose at Confirmation. The Church encourages you to choose the saint's name that you were given at Baptism. However, you may also choose the name of another saint.

**Discuss with family members the saints' names they chose for Confirmation. Write some of their names here. Beside each name write a few of the qualities, characteristics, or gifts of the Holy Spirit that the person exemplifies.**

---


---

---

## SPONSOR

Have a conversation with your sponsor about "fear of the Lord," one of the gifts of the Holy Spirit. Discuss ways to use this gift to deepen your appreciation for the wonders of God's creation. You may want to take a virtual walk through nature with your sponsor. Talk about what you experienced. Then share a few ways that you can show appreciation for God's creation.



 What gifts of the Holy Spirit do I see, or recognize, in my life?

---

29

# Go Forth

## Community


Invite a volunteer to read the paragraph. Ask the candidates what the parish does that they know about or have experienced. Encourage them to pay particular attention to any announcements at the end of Mass and to read the parish bulletin. Note activities involving different age groups. Provide time at the beginning of the next session for the candidates to share their observations and offer a prayer for parishioners.

## Family

Before the candidates read the suggested activity, you may want to present *Choosing a Name* on page 82 of the candidate's book. Then ask a volunteer to read the suggestion for the activity. You may want to share your Confirmation name. Encourage the candidates to share their lists of names with their families and ask for family guidance in choosing a name.

## Sponsor

Remind the candidates that we use the Holy Spirit's gift of fear of the Lord when we try to deepen our reverence for God and our appreciation for the wonders of God's creation. Then ask a volunteer to read the directions for the suggested sponsor activity. Encourage the candidates to do the activity with their sponsors during the coming week.

 What gifts of the Holy Spirit do I see, or recognize, in my life?

Provide time for the candidates to reflect on the question and to write their responses in the space provided. Remind the candidates to respect the privacy of others while they write.

## Engaging with Families

Despite the plethora of resources available on the Internet, parents, grandparents, and other faith mentors may have difficulty locating ones that foster faith in the home. As you move through the preparation process with the candidates, look for short articles, film, television, and Web links to share with parents or other faith mentors. As a starting point, suggest that they visit [www.inspiredbythespirit.com](http://www.inspiredbythespirit.com).