

# Teacher Guide Contents

## ACKNOWLEDGMENTS . . . . . 2

### Welcome to Faith First! . . . . . 7–22

- The Spiral Learning Method
- Features of the Student Book
- Building Religious Literacy
- Features of the Teacher Guide
- Teaching Has Never Been Easier
- Cross-Curricular Activities
- Faith First Supplements
- FaithFirst.com
- Junior High
- In-Service for Teachers

### QuickStart for Religion Teachers . . . . . 23–41

- Welcome to *Faith First!*
- What is a Catechist?
- What is My Task?
- Teaching Others to Pray
- The *Faith First* Approach
- Scope and Sequence
- Who Are My Fifth Graders?
- How Do Children Learn?
- How Do I Teach?
- What is a Good Climate for Catechesis?
- Resource Bibliography

## WELCOME TO FAITH FIRST LESSON . . . . . 45

## Unit 1—We Believe

### GETTING READY . . . . . 51

#### CHAPTER 1 Speak, Lord . . . . . 52

**Faith concepts:** Divine Revelation; Jesus, the fullness of Divine Revelation; the gift of faith  
**Scripture:** Psalm 148:1, 3, 7, 9–10, 13; Deuteronomy 7:6; 1 Samuel 3:9; John 1:1, 14, 18; James 1:22–25  
**Prayer:** A prayer of intercession  
**Enriching the Lesson activities**

#### CHAPTER 2 The Word of God . . . . . 68

**Faith concepts:** The Bible, inspiration of the Bible, the Old Testament writings, the New Testament writings, reverence for the Bible  
**Scripture:** Psalm 33:4, 119:105, Sirach 3:30, John 20:31, 1 Thessalonians 2:13  
**Prayer:** A prayer of meditation  
**Enriching the Lesson activities**

#### CHAPTER 3 The Mystery of the Holy Trinity . . . . . 84

**Faith concepts:** The Holy Trinity; the Covenant; the Annunciation; Jesus, the Son of God; the Nicene Creed  
**Scripture:** Genesis 12:1; Psalm 27:8; Matthew 28:18–20; Luke 1:26–27, 30–32, 35; John 14:8, 9, 25–26  
**Prayer:** Renewal of baptismal profession of faith  
**Enriching the Lesson activities**

#### CHAPTER 4 The Calming of the Sea A Scripture Story . . . . . 100

**Faith concepts:** Jesus' public ministry, calming of the Sea of Galilee, miracles of Jesus  
**Scripture:** Psalm 37:3, 46:2–4, 7, 9–10; Mark 4:35–41  
**Prayer:** Praying a Psalm antiphonally  
**Enriching the Lesson activities**

#### CHAPTER 5 Great Is the Lord, Our God . . . . . 116

**Faith concepts:** Attributes of God, God the Father, God the Creator, original sin  
**Scripture:** Genesis 28:3; Exodus 3:13–14, 34:6; Deuteronomy 6:4; Psalm 8:5–6, 33:4, 96:1, 99:3; Isaiah 6:3, 40:28, 49:15–16; Matthew 6:9; 1 John 3:1, 4:16  
**Prayer:** A prayer of praise  
**Enriching the Lesson activities**

#### CHAPTER 6 Jesus Christ, Son of God . . . . . 132

**Faith concepts:** The name Jesus; titles for Jesus: Messiah, Christ, Lord; the Incarnation; Mary, the Mother of Jesus, the Mother of God, the Mother of the Church  
**Scripture:** Psalm 8:2; Matthew 16:15–16; Luke 2:4–7, 8–14; John 19:26–27; 1 Corinthians 12:3; 1 Timothy 1:15  
**Prayer:** A prayer of petition  
**Enriching the Lesson activities**

#### CHAPTER 7 The Death, Resurrection, and Ascension of Jesus . . . . . 148

**Faith concepts:** Passover; the Paschal Mystery; the Last Supper, the betrayal and arrest, the trial and sentencing, the Passion, death, and burial, the Resurrection, and the Ascension  
**Scripture:** Genesis 12:1–3; Psalm 118:24; Luke 22:7–8, 19, 24:1–4, 5–8  
**Prayer:** The Exultet  
**Enriching the Lesson activities**

#### CHAPTER 8 The Promise of a Helper A Scripture Story . . . . . 164

**Faith concepts:** The New Testament: oral tradition, the Evangelists and the writing of the Gospels; Jesus' promise of the Holy Spirit; the work of the Holy Spirit  
**Scripture:** Psalm 25:1, 2; Matthew 28:20; John 16:5–7  
**Prayer:** Praying "Come, Holy Spirit" using gestures  
**Enriching the Lesson activities**

#### CHAPTER 9 Different Gifts, the Same Spirit . . . . . 180

**Faith concepts:** Biblical images of the Holy Spirit: mighty wind, breath of God; the promise of the Holy Spirit by the prophets; the Holy Spirit in the Church  
**Scripture:** Genesis 1:1–2, Psalm 104:30, Isaiah 61:1, Ezekiel 36:26–27, Luke 4:14–19, 1 Corinthians 12:4–6  
**Prayer:** A prayer to spread the Gospel  
**Enriching the Lesson activities**

#### CHAPTER 10 Thy Kingdom Come! . . . . . 196

**Faith concepts:** The Church; the Body of Christ; the Marks of the Church; eternal life: heaven, purgatory, hell; the Communion of Saints; the Kingdom of God  
**Scripture:** Psalm 84:5; Matthew 5:17–19; Mark 1:14; 1 Corinthians 12:12–13, 27; Ephesians 2:20–21, 4:4–6; 2 Timothy 1:9; 2 Peter 3:13  
**Prayer:** The Our Father  
**Enriching the Lesson activities**

### CATHOLIC SOCIAL TEACHING . . . . . 212

**We Care for God's Creation**

### UNIT 1—REVIEW . . . . . 216

## Unit 2—We Worship

### GETTING READY . . . . . 219

### CHAPTER 11 Celebrating the Liturgy . . . . . 220

**Faith concepts:** The liturgy; the liturgical year; the seven sacraments: Sacraments of Christian Initiation, Sacraments of Healing, Sacraments at the Service of Communion; feasts of the Lord

**Scripture:** Psalm 75:2; Matthew 28:20  
**Prayer:** A prayer of adoration and praise  
**Enriching the Lesson activities**

### CHAPTER 12 Baptism and Confirmation . . . . . 236

**Faith concepts:** Celebrating Baptism, the effects of Baptism, celebrating Confirmation

**Scripture:** Psalm 65:6, 10; Isaiah 11:1; John 3:3; 1 Corinthians 3:16, 12-13; 1 John 3:1  
**Prayer:** A prayer for the gifts of the Holy Spirit  
**Enriching the Lesson activities**

### CHAPTER 13 Pentecost: A Scripture Story . . . . . 252

**Faith concepts:** The Jewish Festival of Weeks, the coming of the Holy Spirit upon the disciples, the proclamation of Saint Peter the Apostle and the beginning of the work of the Church

**Scripture:** Psalm 105:1; Matthew 9:35-38; Mark 1:15; Acts of the Apostles 2:33, 36-41  
**Prayer:** A prayer for vocations  
**Enriching the Lesson activities**

### CHAPTER 14 One Bread, One Cup . . . . . 268

**Faith concepts:** The Last Supper; Eucharist; other names for the Eucharist: the Lord's Supper, Breaking of Bread, the Holy Sacrifice, the Mass; the rites of the Mass

**Scripture:** Psalm 116:17; Luke 22:19; John 6:26-27, 34-35, 51; 1 Corinthians 10:16-17, 11:26  
**Prayer:** A prayer of praise for the Eucharist  
**Enriching the Lesson activities**

### CHAPTER 15 The Corinthians A Scripture Story . . . . . 284

**Faith concepts:** The early Church in Corinth, epistles of Saint Paul the Apostle, celebration of the Lord's Supper, reverence and respect for the Eucharist

**Scripture:** Psalm 28:8-9; Luke 22:19-20; 1 Corinthians 11:17-18, 20-21, 27-28  
**Prayer:** The Divine Praises  
**Enriching the Lesson activities**

### CHAPTER 16 Jesus' Work of Healing . . . . . 300

**Faith concepts:** Sin and the need for forgiveness; Sacrament of Penance, or Reconciliation; confession, contrition, penance, and absolution; Sacrament of Anointing of the Sick

**Scripture:** Psalm 103:2-3; Matthew 8:5-8, 13, 18:32-33; Mark 2:5-11; John 20:21-23  
**Prayer:** A prayer of intercession for the sick  
**Enriching the Lesson activities**

### CHAPTER 17 Called to Serve the Whole Church . . . 316

**Faith concepts:** The Christian vocation; Sacrament of Holy Orders: ministry of bishops, of priests, and of deacons; Rite of Ordination of a Priest; Sacrament of Matrimony; Rite of Marriage

**Scripture:** Genesis 2:18, 24, 27-28; Psalm 146:2; 1 Corinthians 12:17-18, 27; Colossians 3:12, 14-15  
**Prayer:** Praying the Scriptures  
**Enriching the Lesson activities**

### CATHOLIC SOCIAL TEACHING . . . . . 332

We Reach Out to People in Need

### UNIT 2—REVIEW . . . . . 336

## Unit 3—We Live

### GETTING READY . . . . . 339

### CHAPTER 18 Making Christian Decisions . . . . . 340

**Faith concepts:** Moral decisions; intellect, free will, and feelings; conscience and conscience formation; the cardinal virtues

**Scripture:** Psalm 25:4, Mark 14:72  
**Prayer:** An examination of conscience  
**Enriching the Lesson activities**

### CHAPTER 19 The Beatitudes A Scripture Story . . . . . 356

**Faith concepts:** The Sermon on the Mount, the Beatitudes, the blessed, the Kingdom of God

**Scripture:** Psalm 103:1; Matthew 5:1-12  
**Prayer:** A prayer to live the Beatitudes  
**Enriching the Lesson activities**

### CHAPTER 20 Live as Children of Light . . . . . 372

**Faith concepts:** Holiness; Jesus, our model of holiness; sanctifying grace; actual grace; mortal sin; venial sin

**Scripture:** Psalm 25:4-6, 8-9, 21, 27:1; 1 Peter 1:16; Matthew 5:14, 16; John 15:9, 17; Ephesians 3:7-9  
**Prayer:** Praying a Psalm  
**Enriching the Lesson activities**

### CHAPTER 21 God Is Love A Scripture Story . . . . . 388

**Faith concepts:** The Catholic Letters; the First Letter of John; love of God and love of others

**Scripture:** Psalm 118:1; John 15:9-11, 13-14; 1 John 3:1, 4:7-10, 16, 20-21  
**Prayer:** An act of love  
**Enriching the Lesson activities**

### CHAPTER 22 Living Our Covenant with God . . . . . 404

**Faith concepts:** The Covenant and the Ten Commandments; Jesus, the fulfillment of the Commandments; the First, Second, and Third Commandments

**Scripture:** Genesis 2:2-3; Exodus 20:2-3, 7, 8; Deuteronomy 6:1, 3; Psalm 119:33-34  
**Prayer:** The Te Deum  
**Enriching the Lesson activities**

### CHAPTER 23 Love Your Neighbor as Yourself . . . 420

**Faith concepts:** The Fourth, Fifth, Sixth, Seventh, Eighth, Ninth, and Tenth Commandments; virtues of chastity and justice

**Scripture:** Exodus 20:12-17; Psalm 25:4; Matthew 5:6-7, 18:6; John 1:14, 15:26  
**Prayer:** Prayer of Saint Francis of Assisi  
**Enriching the Lesson activities**

### CATHOLIC SOCIAL TEACHING . . . . . 436

We Treat All Life as Sacred

### UNIT 3—REVIEW . . . . . 440

## Unit 4—We Pray

GETTING READY . . . . . 443

### CHAPTER 24 Jesus, Our Model of Prayer . . . . . 444

**Faith concepts:** The prayer of Jesus, the prayer of Abraham, the Psalms, trust and confidence in prayer

**Scripture:** Psalm 61:12; Mark 10:46–52; Luke 2:46, 52; 3:21–22, 6:12–13, 9:28–29, 22:41–42, 23:46

**Prayer:** Litany of the Saints

**Enriching the Lesson activities**

### CHAPTER 25 People of Prayer . . . . . 460

**Faith concepts:** Personal and communal prayer, daily rhythm of prayer; kinds of prayer: blessing and adoration, praise, thanksgiving, petition, and intercession; prayer to Mary

**Scripture:** Psalm 51:3, 12, 67:2, 92:1, 95:5, 117:1, 122:1; Luke 1:46–55; 1 Thessalonians 5:17–18

**Prayer:** The Angelus

**Enriching the Lesson activities**

### CHAPTER 26 Lord, Teach Us to Pray A Scripture Story . . . . . 476

**Faith concepts:** Scripture story of the Our Father, the meaning of the petitions of the Our Father

**Scripture:** Psalm 103:11, Matthew 6:9–13, John 17:20–21

**Prayer:** The Lord's Prayer

**Enriching the Lesson activities**

### CATHOLIC SOCIAL TEACHING We Live in Community . . . . . 492

## UNIT 4—REVIEW . . . . . 496

## We Celebrate: The Liturgical Seasons

THE LITURGICAL YEAR . . . . . 499  
The seasons of the Church's year

### THE SEASON OF ADVENT

**The First Week of Advent.** Preparing for the coming of the Lord, Advent wreath . . . . . 502

**The Second Week of Advent.** The birth and work of Saint John the Baptist . . . . . 504

**The Third Week of Advent.** Isaiah the Prophet's promise of the Messiah . . . . . 506

**The Fourth Week of Advent.** Mary's visit with Elizabeth, the Magnificat . . . . . 508

### THE SEASON OF CHRISTMAS

**Christmas.** The birth of Jesus, the Prince of Peace; the symbolism of evergreens and Christmas wreaths . . . . . 512

### THE SEASON OF LENT

**The First Week of Lent.** Lent, the Church's springtime; a time of almsgiving, fasting, and prayer; the symbolism of the Lenten color purple . . . . . 516

**The Second Week of Lent.** Lent, a time for renewing our baptismal commitment and for preparing for the initiation of new members into the Church . . . . . 518

**The Third Week of Lent.** Lent, a time of prayer and listening to God's word . . . . . 520

**The Fourth Week of Lent.** Lent, a time for deepening one's conversion to Christ . . . . . 522

**The Fifth Week of Lent.** Lent, a time of remembering the Passion and death of Jesus, praying the Stations of the Cross . . . . . 524

### HOLY WEEK

**Palm Sunday of the Lord's Passion.** Living as a forgiving and merciful people . . . . . 528

**Triduum/Easter.** Celebration of the Resurrection and our new life in Christ . . . . . 530

### THE SEASON OF EASTER

**The Second Week of Easter.** Easter faith, the appearance of the Risen Lord to the disciples, Saint Thomas the Apostle, the symbolism of the Easter candle . . . . . 534

**The Third Week of Easter.** The appearance of the Risen Jesus to the disciples on the road to Emmaus . . . . . 536

**The Fourth Week of Easter.** Jesus, the Good Shepherd; the symbolism of the Easter color white . . . . . 538

**The Fifth Week of Easter.** Christ, the cornerstone of the Church and the center of our lives . . . . . 540

**The Sixth Week of Easter.** The early Church proclaims the Good News . . . . . 542

**The Seventh Week of Easter.** Giving witness to Christ, Saint Stephen the Deacon . . . . . 544

**Pentecost.** The gift of the Holy Spirit, the work of the Holy Spirit in the Church . . . . . 546

SAINTS FOR ALL SEASONS . . . . . 548

CATHOLIC PRAYERS AND PRACTICES . . . . . 549

WE CELEBRATE THE MASS . . . . . 555

THE SACRAMENT OF RECONCILIATION . . . . . 556

GLOSSARY . . . . . 557

INDEX . . . . . 558

GUIDE CREDITS . . . . . 559

FOOTNOTES . . . . . 560


# Unit 2 Opener

The unit opener pages use a variety of questioning techniques to assess the students' prior knowledge about the key faith concepts presented in the unit. Processing these pages should not take more than ten or fifteen minutes.

## USING ILLUSTRATIONS

Pictures help stimulate the religious imaginations of the students. The pictures on page 137 illustrate some of the important faith concepts in the unit.

- Invite the young people to look at and think about the pictures.
- Have the students describe what each picture says to them.
- Invite the students to share a response to the concluding question. Affirm appropriate responses.



What works of the Church do these pictures show?

137



## Teaching Tip

**Prayerful Preparation.** Spend a few moments in prayerful reflection as you prepare for the teaching of this unit. Recall that when the Church gathers for worship and the celebration of the sacraments, the whole Church—Christ the Head and we the members of the Body of Christ—offers praise and thanksgiving to God the Father through the power of the Holy Spirit.

## Getting Ready

### What I Have Learned

What is something you already know about these three faith terms?

Eucharist

---

---

Sacraments of Healing

---

---

Christian vocation

---

---

### Questions I Have

What questions would you like to ask about the Eucharist?


---

---

---

---

### A Scripture Story



Christians reading a letter from Saint Paul the Apostle

Why did Saint Paul write letters to the Christians to whom he had preached the Gospel?

Affirm appropriate responses.

### Words to Know

Put an X next to the faith terms you know. Put a ? next to the faith terms you need to know more about.

#### Faith Vocabulary

- liturgy
- Baptism
- Confirmation
- Pentecost
- Eucharist
- sacrifice
- breaking of bread
- epistle
- Reconciliation
- Anointing of the Sick

138

## GETTING READY

The “Getting Ready” page engages the students in sharing prior knowledge and aids you in planning your lessons to meet their needs.

### What I Have Learned

This section asks the young people to share something they already know about key teachings of the Catholic Church that are presented in the unit. Read to the class the faith terms and ask volunteers to share ideas they know about each concept.

### Words to Know

This section is a quick assessment of the students’ familiarity with some of the faith vocabulary terms they will be learning. Read each faith term to the group and have them put an X next to the terms they already know and a ? next to the terms they need to learn more about. At the end of the unit ask them to return to this page and again share their understanding of the faith terms.

### Questions I Have

This section provides an opportunity for the students to ask questions that they have about the Eucharist. Write their questions on a chart. As you work through the unit, always refer back to the chart and ask volunteers to answer the questions.

### A Scripture Story

This section illustrates Christians reading a letter from Saint Paul the Apostle. Have the young people look at the picture and answer the question.

## Literature Connection

**Fig Pudding.** *Fig Pudding* by Ralph Fletcher (Sagebrush Education Resources, 1996) is the heartwarming story of family members who withstand a terrible tragedy. When one of the children in the family is killed in a traffic accident, the family is devastated. Over time they recover and even laugh again through their participation in familiar family rituals and traditions. Interest the class in the book by reading the opening chapter to them. Use discussion questions such as these: What would be the hardest part about losing a family member? What kinds of experiences helped the family to begin to heal? When has laughter helped a bad situation to get better? Remind the students that our sacraments are rituals that help us reconcile ourselves with one another and with God.

## Background

## The Work of the Whole Church

The English word *liturgy* comes from a Greek word meaning “public work” or a “service done in the name of/on the behalf of the people” (*Catechism of the Catholic Church* 1069). The liturgy of the Church is the work of the whole Church, the new People of God. It is the work of Christ, the Head of the Church, and of all the members, ordained and non-ordained. “Through the liturgy Christ, our redeemer and high priest, continues the work of our redemption in, with, and through his Church” (*Catechism of the Catholic Church* 1069).

In the New Testament the word *liturgy* identified both the Church’s work of worshiping God and of proclaiming and living the Gospel. Today, however, when we use the word *liturgy*, we almost always spontaneously think of divine worship, especially the celebration of Mass. In its fullness, the liturgy of the Church includes the celebration of all the sacraments, which always includes the proclamation of the word of God, as well as the Liturgy of the Hours. Through participation in the sacraments we are made sharers in the Paschal Mystery

of Christ. We are chosen and strengthened to continue the work of God in the world that Christ began, the salvation and sanctification of all people.

## The Liturgical Year

The Church celebrates the liturgy throughout the year. This cycle of the Church’s celebration of the liturgy is called the liturgical year. The liturgical year of the Church begins in Advent and moves through Christmas. After a brief period of Ordinary Time, we move on to Lent, which begins on Ash Wednesday, to the Easter Triduum, and to the Easter season, which ends on Pentecost. Finally we celebrate a longer period of Ordinary Time until the arrival of Advent and the beginning of a new year of celebration and participation in the mysteries of the Lord’s life, death, and Resurrection.

Participating in this work of God’s people is vital to the Christian life. All the

people of the Church have the privilege and responsibility to participate in the celebration of the liturgy fully, actively, and consciously. The Second

Vatican Council called for a renewal of the liturgical rites of the Church that fostered the achievement of that goal. (*See Constitution on the Sacred Liturgy* [Sacrosanctum concilium] 14.) Through our constant participation in the liturgy, we begin to understand what it is and how we encounter the Lord.



## For Reflection

*How does my participation in the liturgy of the Church direct and strengthen me for participation in the mission of the Church?*

*How can I help the young people understand the presence of Jesus in the sacraments?*

## First Thoughts

### The Liturgical Year

The young people may wonder why the Church's liturgical year differs so distinctly from the calendar year. Remind them that the calendar year begins in January, but the liturgical year begins on the first Sunday of Advent, four Sundays before Christmas. The heart of the liturgical year is the Easter Triduum, which begins on Holy Thursday evening and ends with the celebration of Evening Prayer on Easter Sunday. It is around this great three-day feast of the celebration of the Paschal Mystery of Christ that the Church's year is organized.

### Giving Thanks All Year Long

The liturgical year is a year of praise and thanksgiving. Help the young people grow in their appreciation that Sunday worship and the celebration of the seasons and feasts of the Church are not isolated, unconnected events. Display a large poster of the liturgical calendar and refer to it often during the year to reinforce this point. Be sure to use the "We Celebrate" section of *Faith First*, which contains a two-page lesson for each of the Sundays of the Advent, Christmas, Lent, and Easter seasons of the Church's year as well as the three days of the Easter Triduum.



## The Church Teaches . . .

*The Constitution on the Sacred Liturgy* (Sacrosanctum concilium) of the Second Vatican Council teaches:

Holy Mother Church believes that it is for her to celebrate the saving work of her divine Spouse in a sacred commemoration on certain days throughout the course of the year. Once each week, on the day which she has called the Lord's Day, she keeps the memory of the Lord's resurrection. . . . In the course of the year . . . she unfolds the whole mystery of Christ. SC 102

Each year *Faith First* provides a complete catechesis of the seasons of the liturgical year to help the students grow each year in their ability to participate more fully in the liturgy.

### See the Catechism . . .

For more on the teachings of the Catholic Church on the liturgy and the sacraments in general, see *Catechism of the Catholic Church* 1135–1186.

*Gracious God,  
it is right to give you  
praise. I worship you in a  
spirit of joy and gratitude.  
Bless all my endeavors with  
the gift of your grace.  
Amen.*

# LESSON PLANNER

## Chapter Focus

To explore the meaning  
of the Church's liturgy

### Focus

### Process

### Materials and Options

#### DAY 1

**Engage/Teach  
and Apply**  
Pages 139–141

#### Focus

To discuss why we  
celebrate the liturgy

#### Opening Prayer

#### Discussion

Ways we thank people and ways we thank God at Mass

#### Presentation

Read, discuss, and summarize content.

**Scripture:** Psalm 75:2

#### Activity

Illustrate one way to bring Jesus' love to the world.

#### Materials

- index cards
- pens or pencils, crayons or markers

#### Options

**"We Celebrate"** (TG page 498)

See section for appropriate liturgical  
lesson and prayer.

**Called to Prayer Grades 4–6** booklet

See options for daily and seasonal  
classroom prayer.

**Enriching the Lesson** (TG page 235)

Role-Playing a Minister of Hospitality

#### DAY 2

**Teach and Apply**  
Pages 142–143

#### Focus

To discuss how the  
Church celebrates the  
liturgical year

#### Prayer

#### Presentation

Read, discuss, and summarize content.

**Faith-Filled People:** Pope John XXIII

#### Activity

Describe ways your parish celebrates the seasons of  
the liturgical year.

#### Materials

- index cards
- pens or pencils

#### Options

**Enriching the Lesson** (TG page 235)

Creating a Liturgical Dance

#### DAY 3

**Teach and Apply**  
Pages 144–145

#### Focus

To discover why the  
Church celebrates  
the sacraments

#### Prayer

#### Presentation

Read, discuss, and summarize content.

**Scripture:** Matthew 28:20

**Our Catholic Identity:** Liturgical Colors

#### Activity

Solve a sacramental word puzzle.

#### Materials

- index cards
- pens or pencils

#### Options

**Enriching the Lesson** (TG page 235)

Creating Sacrament Booklets

**Additional Activities** booklet

Camera! Sacraments! Action! (Activity 11)

#### DAY 4

**Connect**  
Pages 146–147

#### Focus

To point out that the  
feasts of the Lord  
help us grow in and  
live our faith

#### Prayer

#### Our Church Makes a Difference

The Church celebrates feasts of the Lord.

#### What Difference Does Faith Make in My Life?

#### Activity

Create a banner for one of the liturgical seasons.

#### Faith Choice

Choose a way to worship God this week.

#### Materials

- pens or pencils
- crayons or markers

#### Options

**Additional Activities** booklet

Conduct a Tour of Your Church  
(Activity 11a)

#### DAY 5

**Pray and  
Remember**  
Pages 148–149

#### We Pray

Prayer of praise and honor: "Lift Up Your Heart"

#### We Remember

#### To Help You Remember

**Activity:** Complete review exercises.

#### With My Family

Highlight features of the chapter family page.

#### Materials

- candle and music
- pens or pencils

#### Options

**Assessment Tools** booklet

Administer chapter 11 test.

**Music Connection** (TG page 235)





## Celebrating the Liturgy

# 11

### We Pray

We thank you, God,  
we give thanks;  
we call upon your name,  
declare your  
wonderful deeds.

PSALM 75:2

Father,  
all-powerful and  
ever-living God, we  
give you thanks always  
and everywhere  
through Jesus Christ,  
our Lord. Amen.

*How do you show your  
thanks to people?*

*Gracias. Asante. Cdm ón.*  
All these words mean  
"thank you." The Church,  
the People of God, gathers  
at Mass to thank God.

*What are some of the ways  
you thank God at Mass?*



139

# Day 1

## Engage

### PRAY

- Divide the class into two groups. Assign each group one-half of the Psalm verse.
- Gather the students and have them quiet themselves for prayer.
- Lead the two groups in chanting Psalm 75:2.
- Pray the opening prayer together.

### DISCOVER

**Purpose:** To assess what the students already know about thanking God at Mass

- Ask volunteers to share how they show thanks to people.
- Invite volunteers to name some reasons why we come together to celebrate the Eucharist.
- Ask the group to silently read the opening paragraph.
- Ask volunteers to name some ways they thank God at Mass.



## National Directory for Catechesis

**Implementing the National Directory for Catechesis: Learning Within the Christian Community.** The National Directory states: "The parish serves as an effective catechetical agent precisely to the extent that it is a clear, living, and authentic sacrament of Christ" (NDC 29C, page 100). As part of your preparation for this chapter, ask permission of the pastor or sacristan to have the students visit the sacristy to view the vestments, Lectionary, Book of the Gospels, and other sacred objects used throughout the liturgical year. Have the students visit the sacristy, and, if the pastor, sacristan, or a member of the parish liturgy team is available, ask them to explain the use of the vestments and other sacred objects to the students.

# Day 1

## Teach

### FOCUS

Read the “Faith Focus” question to the students. Tell them that these two pages will further explore our celebration of the liturgy.

### DISCOVER

- Have the young people silently read “The Liturgy.”
- Ask a volunteer to read aloud the sentence that defines this term.
- Write *Paschal Mystery* on the board. Ask a volunteer to recall what the Paschal Mystery is. *The Passion, death, Resurrection, and Ascension of Jesus.* Ask, When do we celebrate the Paschal Mystery as a faith community?
- Invite volunteers to read aloud “The Work of the Whole Church” on page 141. As the students follow along in their texts, ask them to underline what happens because of our participation in the liturgy.
- Discuss why we celebrate the liturgy.
- Ask the students to look at the seasonal photos on page 140. Invite them to share what the seasons might have to do with liturgy. *Like the natural seasons, the Church celebrates various seasons in the liturgical year.*

## We Worship God

### Faith Focus

Why do we celebrate the liturgy?


### Faith Vocabulary

**liturgy.** The work of the Church, the People of God, of worshipping him through which Christ continues the work of Redemption in, with, and through his Church.

### The Liturgy

God is the source of all our blessings. The Church gathers to worship God. The work of the Church, the new People of God, is to worship God. We gather to pray, honor, thank, and give glory to God for all he has done and continues to do for us.

When the Church comes together to worship God, we celebrate the **liturgy**. The word *liturgy* means “work of the people.” The liturgy of the Church includes the



celebration of the seven sacraments and the Liturgy of the Hours. The center of the liturgy of the Church is the Eucharist.

The sacraments are the seven main liturgical signs of the Church that have been given to us by Christ. They make Christ’s saving work present and make us sharers in the life of God, the Holy Trinity. The Liturgy of the Hours is the official daily prayer of the Church.



## Teaching Tip

**Talking About Liturgy.** Ask the students to describe some of their experiences of liturgy. Help them recognize that liturgy is a sacramental experience full of tangible signs, symbols, rhythms, and patterns throughout the year. Ask them about what they have seen, touched, smelled, and heard throughout the year at Church, and what those things represent. Consider inviting a member of the parish liturgical environment committee to visit your class this week. This person can talk about what the committee does to help the parish celebrate the liturgical year—how the committee decides what kind of decorations will be used in church or how it chooses the Lenten and Advent environment each year.

## Apply

## REINFORCE

- Ask volunteers to read aloud the four bullets in the text that describe what happens to us when we celebrate the liturgy. Check to see if these are the statements the students underlined.
- Have a volunteer read the “Faith Vocabulary” definition for *liturgy* on page 140. Ask the students to make a word card for it.

## INTEGRATE

- Have the young people work independently to complete the activity on page 141.
- Invite volunteers to share their responses.

## PRAY

- Ask the students to quiet themselves for prayer.
- Lead the group in chanting Psalm 75:2 and praying aloud the prayer on page 139.

## The Work of the Whole Church

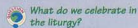
The liturgy of the Church is the work of the whole Church. It is the work of Christ, the Head of the Church, and of all the members of the Body of Christ.

When the Church celebrates the liturgy, we join with Jesus Christ, and through the power of the Holy Spirit we remember and share in the Paschal Mystery. Each time we celebrate the liturgy, we are made sharers in Christ's Passion, death, Resurrection, and Ascension. We share

more fully in the new life that Jesus gained for us.

- We are changed.
- We become more like Jesus.
- We find strength to live as Jesus wants us to live.
- We bring Jesus' life and love to the world.

The Holy Trinity is present with the Church when we celebrate the liturgy. We worship one God in three divine Persons. We pray to the Father, through the Son, and in the Holy Spirit.



What do we celebrate in the liturgy?

Affirm appropriate responses.



## Signs of Jesus' Life and Love

Illustrate with words or pictures one way you try to bring Jesus' life and love to the world.

Responses will vary.

141



## Liturgy Tip

**Full Participation.** We are each called to full and active participation in the liturgy. During the liturgy, we praise God in many ways. We sign ourselves with blessed water; we genuflect; we make the cross on our forehead, lips, and heart; we kneel; we bow our heads; we offer the sign of peace to others; and we extend our hands to receive the Body of Christ. Emphasize that each of these actions gives praise to God.

## Enriching the Lesson

The “Role-Playing a Minister of Hospitality” activity on page 235 is related to today's content. You may wish to include it in today's lesson.

## Teach

### PRAY

- Begin prayer with the Sign of the Cross.
- Have a volunteer read Psalm 75:2 or another appropriate Psalm verse or prayer.

### FOCUS

- Have the young people stand. Using pages 140–141, read statements from yesterday’s lesson. Have the students remain standing if the statements are true, or sit down when they hear a false statement. Read several true statements before you make up a false one.
- Ask the “Faith Focus” question. Allow the students to give you their initial responses. Remind them that the Church celebrates the liturgy every day throughout the year. Tell them that these two pages will help them understand the Church’s liturgical year.

### DISCOVER

- Summarize “The Liturgical Year.”
- Review the cycle of the liturgical year with the class. Draw a circle on the board and label it “The Year of Grace.”
- Ask volunteers to divide the circle into wedges that represent the liturgical seasons. Have them start at the top with Advent. Be sure that two wedges for Ordinary Time and the Easter Triduum are included.
- Have the class check the diagram on page 142 to check their work.

### Faith Focus

How does the Church celebrate the liturgical year?

### Faith Vocabulary

**Liturgical year.** The Church’s yearly cycle of seasons and feasts that celebrate the mysteries of Jesus’ birth, life, death, and Resurrection.

### The Liturgical Year

Throughout the ages people have set aside time to worship God. They have set aside time to remember all that God has done for them. They set aside time to praise, honor, and thank God. The Church does the same.

The Church celebrates the liturgy every day and all year long. This yearly cycle of the Church’s celebration of the liturgy is called the liturgical year. The liturgical year of the Church is the cycle of seasons and feasts that make up the

Church’s year of worship. All year long, each and every day, we hear and take part in God’s great plan of saving love for us.

The liturgical year is a “year of the Lord’s grace.” It is the celebration of the mysteries of the birth, life, suffering and death, Resurrection, and Ascension of Jesus Christ. It includes the weekly celebration of Sunday (the Lord’s Day), the yearly cycle of the seasons of the Church’s year, and the feasts of the Lord and of Mary and the other saints.



Why is the liturgical year a year of grace?

Affirm appropriate responses.



142



## Background: Faith-Filled People

**Blessed Pope John XXIII (1881–1963).** Angelo Roncalli was born into a farm family in northern Italy. He was elected to the papacy on October 28, 1958, succeeding Pope Pius XII. At the time of his election, he was seventy-seven years old. John XXIII’s outgoing personality and trust in God endeared him to the entire world. He is among the most beloved popes in modern times. Three months after his election he announced his intention to convene an ecumenical council explaining that the purpose of the council was *aggiornamento*, an Italian word that means “to bring up to date.” Pope John XXIII died on June 3, 1963. He was beatified, or named “Blessed,” by Pope John Paul II on September 3, 2000.

## Apply

## The Year of the Lord's Grace



**Advent.** During Advent the Church celebrates God's coming among us. We get ready to remember Jesus' birth on Christmas Day. We remember Jesus' promise to come again in glory at the end of time.

**Lent.** With the help of the Holy Spirit we strive to grow in our life in Christ. We support those preparing to be baptized at Easter. We prepare to renew our own baptismal promises.

**Easter.** For fifty days we joyfully reflect on the Resurrection and our new life in Christ. On the fiftieth day of the celebration, we celebrate the solemnity of Pentecost.

**Christmas.** We remember and celebrate that the Son of God, Jesus the Savior, came and lived among us.



**Triduum.** This three-day celebration of Holy Thursday, Good Friday, and Easter Vigil/Easter Sunday is the heart and center of the liturgical year.

**Ordinary Time.** The other weeks of the year are called Ordinary Time. We listen to what Jesus said and did and learn ways to live our lives as his followers.

## Faith-Filled People

## Pope John XXIII

Blessed Pope John XXIII called all the bishops together in 1962 for Vatican Council II. Pope John XXIII and the bishops decided to make several changes in the way the Church celebrates the liturgy. They did this to help the people take part in the liturgy in a more active way. Pope John Paul II beatified Pope John XXIII, or named him a Blessed of the Church.

## Celebrating the Liturgical Year

*Write ways you can take an active part in your parish's celebration of the seasons of the Church's liturgical year.*

Affirm appropriate responses.

---



---



---



---

143

## Liturgy Tip

**Making a Liturgical Calendar.** Consider inviting a group of volunteers to prepare a poster-sized calendar of the liturgical cycle as a project outside of class time. You could hang it in your teaching space each week and note seasonal celebrations and special feasts, such as the feast days of the young people's patron saints. Invite the class to add these liturgical celebrations to the different seasonal sections on the calendar.

## Enriching the Lesson

The "Creating a Liturgical Dance" activity on page 235 is related to today's content. You may wish to include it in today's lesson.

include it in today's lesson

## Teach

### PRAY

Ask the students to quiet themselves and together pray Psalm 75:2 and the prayer on page 139.

### FOCUS

- Ask the class to remember what the liturgical year celebrates.
- Ask a volunteer to read the “Faith Focus” question. Tell the class that these two pages will explore the importance of the sacraments in the life of the Church.

### DISCOVER

- Ask a volunteer to name the seven sacraments. He or she can enlist help, if needed. List the sacraments on the board.
- Have a volunteer read aloud “The Seven Sacraments.” Ask the group: What do the sacraments do? **They put us in contact with Christ’s saving work; Jesus touches our lives and changes us.**
- Next write *initiation, healing, and communion* on the board.
- Ask volunteers to explain these words.
- Invite three volunteers to read aloud “Sacraments of Christian Initiation,” “Sacraments of Healing,” and “Sacraments at the Service of Communion” on page 145 to learn why the Church categorizes the sacraments into these three groups.

#### Faith Focus

Why does the Church celebrate the sacraments?

#### Faith Vocabulary

**sacraments.** The seven main liturgical signs of the Church, given to the Church by Jesus Christ, that make his saving work present and make us sharers in the life of God, the Holy Trinity.

#### The Seven Sacraments

Throughout the liturgical year we continually hear and are made sharers in God’s love. We do this in a unique way when we celebrate the seven sacraments.


Before Jesus returned to his Father, he promised: **“I am with you always, until the end of the age.”**

MATTHEW 28:20

Jesus is especially present with his Church when we celebrate the sacraments. The seven sacraments are Baptism, Confirmation, Eucharist, Reconciliation (Penance), Anointing of the Sick, Holy Orders, and Matrimony.

Jesus gave the Church the sacraments. The sacraments are signs of God’s work among us. They put us in contact with the saving work of Jesus Christ. He touches our lives through the sacraments, and we are changed.

The sacraments are the seven main celebrations of the liturgy. They are grouped together into the Sacraments of Christian Initiation, Sacraments of Healing, and Sacraments at the Service of Communion.



### Teaching Tip

**Saying “Thank You.”** There is an old adage that reminds us that the best way to teach a skill is to model it for others. Remembering to say “Thank you” is a good example. Affirm your fifth graders whenever you have the opportunity. Thank them for their class participation, for their good group work, for their imagination, and for their overall good humor will reinforce a positive and more peaceful spirit in your classroom. During the seasons take time to give thanks to God for the good things the class experiences or hears about.

## Apply

## REINFORCE

- Ask volunteers to add new words and phrases to the words on the board based on what they read about the three types of sacraments.
- Ask the students what the sacraments do. **The sacraments make us sharers in the saving work of Christ. He touches our lives through the sacraments, and we are changed.**
- Read aloud the definition of sacraments in the "Faith Vocabulary" on page 144. Have each student make a word card for it.
- Read "Our Catholic Identity" aloud.

## INTEGRATE

- Invite the students to name the sacraments they have received and tell why they are important in their lives.
- Have the group complete the "Understanding the Sacraments" activity and share with a partner. If you have time, write *sacrament* vertically on the board, and have the class share some of their words.

## PRAY

- Ask the students to quiet themselves and invite a volunteer to read Matthew 28:20.
- Allow a few minutes of silent reflection and then end with the Sign of the Cross.

## Enriching the Lesson

The "Creating Sacrament Booklets" activity on page 235 is related to today's content. You may wish to include it in today's lesson.

## Sacraments of Christian Initiation

Baptism, Confirmation, and Eucharist are the Sacraments of Christian Initiation. Through these three sacraments we are joined to Christ and become full members of the Church. We are made sharers in God's life and receive his grace to live as children of God.

## Sacraments of Healing

Penance and Reconciliation, or Reconciliation, and Anointing of the Sick are the Sacraments of Healing. Through these sacraments we celebrate and share in God's healing love.

## Sacraments at the Service of Communion

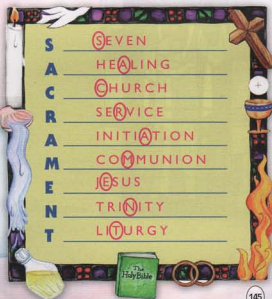
Holy Orders and Matrimony are the Sacraments at the Service of Communion. Through

these sacraments some members of the Church are consecrated to serve the whole Body of Christ, the Church. The word *consecrated* means "set aside for a holy purpose."

All the sacraments build up the Body of Christ. They make us sharers in God's life and love. They give us the grace to live as children of God. We are changed more completely into the image of Christ. Our life with the Holy Trinity is strengthened.

 What is a sacrament?

Affirm appropriate responses.



## Understanding the Sacraments

For each letter in the word SACRAMENT write a word or phrase that has that letter in it. Choose words that tell about the sacraments. Share your words and phrases with a partner and your family.

Affirm appropriate responses.

## Background: Doctrine

**Sacraments at the Service of Communion.** For many years religion texts referred to Matrimony and Holy Orders as Sacraments of Service. The *Catechism of the Catholic Church* adjusted this language to Sacraments at the Service of Communion. The word *communion* describes the intimate and loving fellowship that characterizes all the People of God. Priests and married couples participate in a "particular mission in the Church and serve to build up the People of God" (*Catechism of the Catholic Church* 1534).

## Connect

## PRAY

- Ask the students to quiet themselves for prayer.
- Begin with the Sign of the Cross and pray Psalm 75:2 and the prayer on page 139.

## FOCUS

Ask for volunteers to name each of the three categories of sacraments, and the sacraments in each category. Remind the children that the Church celebrates many feasts each year. Tell them that page 146 will explore two of the Church's feasts.

## DISCOVER

- Ask the class to silently read to learn why the Church celebrates these two feasts.
- Ask, Why do we celebrate these feasts? *Celebrating these feasts celebrates and deepens our faith in Christ's sacrificial love for us.*

## INTEGRATE

- Share with the children one of your favorite feasts of the Lord. Tell them why it is your favorite.
- Emphasize that every liturgy is a celebration of Jesus' sacrificial love and a call for us to serve others as he did.
- Ask volunteers to share their favorite feast of the Church and what it tells them about God's love.

## Enriching the Lesson

The "Role-Playing a Minister of Hospitality" activity on page 235 is related to today's content. You may wish to include it in today's lesson.

## Our Church Makes a Difference

## Feasts of the Lord

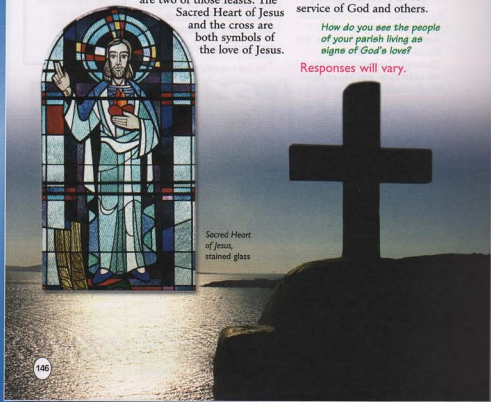
The Church proclaims the wonderful works of God among us when we celebrate the liturgy. In addition to the cycle of the seasons of the Church's year and the feasts of the Lord connected with those seasons, the Church celebrates other feasts of the Lord. The feast of the Sacred Heart of Jesus and the feast of the Triumph of the Cross are two of those feasts. The

Sacred Heart of Jesus and the cross are both symbols of the love of Jesus.

Jesus commanded that his followers are to love and serve one another as he serves and loves us. The celebration of the liturgy is always a proclamation to the world of the saving love and work of Christ and a call to a life of loving service. Celebrating these feasts deepens our faith in the mystery of Christ's sacrificial love for us. It strengthens us to live out that love in our service of God and others.

*How do you see the people of your parish living as signs of God's love?*

Responses will vary.



Sacred Heart of Jesus, stained glass



## Background: Liturgy

**Mass Vestments.** The three basic vestments worn by the priest at Mass are an alb, a stole, and a chasuble. Alb: A long, white vestment tied at the waist with a cincture, a sash made of cord or cloth. Celebrants, concelebrants, and deacons all wear the alb at liturgical celebrations. Stole: A long strip of cloth worn over the alb in the color of the liturgical season. Priests hang the stole around the neck. The deacon's stole hangs over the left shoulder and is fastened on the right side. Chasuble: The chasuble is the outer liturgical garment worn by the priest over the alb and stole. It matches the liturgical color of the season. The outer garment worn by the deacon is called the dalmatic.



## Apply

## What Difference Does Faith Make in My Life?

You join with Christ and other members of the Church throughout the year to celebrate the liturgy. Each season of the Church's liturgical year helps you grow in and live your faith.

*Choose a liturgical season. Create and design this banner to help you celebrate it. Include a message about living the season. Be sure to use the liturgical color for that season.*

### Celebrating Our Faith

Responses will vary.

Affirm appropriate responses.

#### My Faith Choice

This week I will worship God in all I do and say. I will

Affirm appropriate responses.

147

### HIGHLIGHT

Remind the class that celebrating the sacraments and the liturgical seasons helps us grow and live our faith.

### RESPOND

- Read the opening paragraph to the class.
- Have the students work in groups of three or four to complete the "Celebrating Our Faith" activity.
- Allow time for the groups to display their banners and read their messages.

### CHOOSE

- Invite the young people to respond to "My Faith Choice."
- After a moment of prayerful reflection, have the students write their choice on the lines provided.
- Encourage the students to put their choice into practice this week.
- If you intend to administer the chapter test from the *Assessment Tools* booklet, you may wish to send the chapter review on page 149 home today as an assignment to help the students prepare for the test.

### PRAY

- Incorporate the faith choice decisions into a closing prayer. Have the young people reflect silently or share their faith choice.
- End with the prayer on page 139 and the Sign of the Cross.

## Background: Liturgy

**The Liturgical Color Red.** Tell the class that the liturgical color red has several meanings. We associate red with the color of fire. We also associate the color red with giving up, or sacrificing, one's life for our love of and faith in God. Red vestments worn on Pentecost remind us that the Holy Spirit appeared in the form of small tongues of fire when the Apostles received the gift of the Holy Spirit. Red vestments worn on Good Friday and Palm Sunday of the Lord's Passion remind us of the sacrificial love of Jesus. Red vestments are also worn on the feast days of martyrs who freely gave up their lives to witness to their faith in Christ.

# Day 5

## We Pray

### PREPARE

- Divide the students into Group 1 and Group 2.
- Ask for a volunteer to be the prayer leader.

### GATHER

- Call the students to the prayer center and ask them to seat themselves comfortably on chairs or on the floor.
- Introduce the prayer, using the opening paragraph.
- Set the environment for quiet prayer by darkening the room, lighting a candle (use an electric one if necessary), and playing a recording of reflective, prayerful music.

### PRAY

- Begin by leading the class in the Sign of the Cross.
- Signal the leader to begin, and together pray "Lift Up Your Heart."

## We Pray

### Lift Up Your Heart

**Leader:** The liturgy is the Church's work of worshiping God. As the Body of Christ, the Church, we give thanks, praise, honor, and glory to God.

Let us join together and pray this prayer of blessing and adoration.

**All:** Hosanna in the highest.

**Group 1:** Holy, Holy, Holy Lord God of hosts.

**Group 2:** Heaven and earth are full of your glory.

**All:** Hosanna in the highest.

**Group 1:** Blessed is he who comes in the name of the Lord.

**Group 2:** Blessed is he who comes in the name of the Lord.

**All:** Hosanna in the highest.

BASED ON PREFACE ACCLAMATION

148



### Background: Doctrine

**Sacramental Grace.** Through our participation in the sacraments we are recipients and sharers in God's grace. "Grace is favor, the free and undeserved help that God gives us to respond to his call to become children of God" (*Catechism of the Catholic Church* 1996).<sup>1</sup> We are given the grace through our participation in the sacraments to "collaborate in the salvation of others and in the growth of the Body of Christ, the Church" (*Catechism of the Catholic Church* 2003). These gifts that the Holy Spirit gives us to be active members of the Body of Christ are called sacramental graces.

## We Remember

### What I Have Learned

Match the faith terms in column A with the descriptions in column B.

#### Column A

- d. 1. sacraments
- a. 2. Paschal Mystery
- e. 3. Easter
- b. 4. liturgical year
- c. 5. liturgy

#### Column B

- a. Jesus' Passion, death, Resurrection, and glorious Ascension
- b. the cycle of seasons and feasts that celebrates God's great plan of saving love
- c. work of the People of God
- d. seven liturgical celebrations of the Church given to us by Christ
- e. a season of the Church during which we rejoice in Christ's Resurrection

Answer the following.

6. Describe the Church's year of grace.

See page 143.

7. Describe the liturgy as the work of the whole Church.

See page 141.

8. Name and describe the three categories into which the sacraments are grouped.

See page 145.

### To Help You Remember

1. The liturgy is the Church's work of worshiping God.
2. The liturgical year is the Church's cycle of worship that celebrates God's great plan of saving love for us.
3. The sacraments make the saving work of Jesus Christ present to us and make us share in the life of God, the Holy Trinity.

#### Growing in Faith

One important thing I learned this week is

Responses will vary.

This is important because

Affirm appropriate

responses.

What will people see me doing as I live my faith choice this week?

Affirm appropriate

responses.

Grade 5 • Chapter II 149

# Day 5

## We Remember

### WHAT I HAVE LEARNED

- Invite the students to complete the matching activity.
- Ask volunteers to share their responses.
- Write *liturgy*, *liturgical year*, and *sacraments* on the board and ask volunteers to share an important fact they have learned in this chapter about each faith vocabulary term.
- Ask the class to check their responses by reading the "To Help You Remember" statements.
- Have the students work in pairs to complete questions 6–8. Ask volunteers to share responses with the entire class. Clarify as needed.

### GROWING IN FAITH

- Give the students a few moments to silently read and think about how they might complete the first two statements in "Growing in Faith." Have them write their answers.
- Canvass the room for responses to the first two statements.
- Have the children turn to page 147 and reread their faith choice. Ask them to think about how they will put that choice into action. Then have them write one way people will see them putting their faith choice into action this week.

## Teaching Tip

**Teaching Diversity: A World of Thanks.** When we take part in the celebration of the Eucharist, we give thanks to God. Teach your class to say "Thank you" in many languages. Begin by inviting students who speak another language in addition to English to teach the class to say "Thank you" in that language. This list will also help you.

- |                         |                              |
|-------------------------|------------------------------|
| • German <i>danke</i>   | • Portuguese <i>obrigado</i> |
| • French <i>merci</i>   | • Spanish <i>gracias</i>     |
| • Italian <i>grazie</i> | • Chinese <i>do deh</i>      |

## At Home

## ENCOURAGE

Have the young people carefully tear out pages 149 and 150 along the perforation. Encourage them to share the pages with their family and to do the activities together. If they did not complete the review activity on page 149 by the end of the session, emphasize that they can complete it with their family.

## VISIT FAITHFIRST.COM

- Share with the young people the many activities on the Faith First Web site.
- Encourage them to visit [www.FaithFirst.com](http://www.FaithFirst.com).

## This Week . . .

In chapter 11, "Celebrating the Liturgy," your child learned about the liturgy, the Church's work of worshipping God. The liturgy includes the celebration of the seven sacraments. The sacraments are the signs of God's work among us that Jesus gave us. Jesus touches our lives through the sacraments, and we are changed. Like the calendar year, the Church's liturgical year of worship is made up of a cycle of seasons and feast days. The seasons of the Church's year are Advent, Christmas, Lent, Easter, and Ordinary Time. The Easter Triduum, or three days, of Holy Thursday, Good Friday, and the Easter Vigil/Easter Sunday is the heart of the liturgical year.

For more on the teachings of the Catholic Church on the liturgy and the sacraments in general, see Conclusion of the Catholic Church paragraph numbers 1135-1186.



150

## Sharing God's Word

Read together Psalm 75:2. Emphasize that our whole life should give honor, glory, and praise to God.

## Praying

In this chapter your child learned a prayer of praise and honor to God. Read and pray together this prayer on page 148.

## Making a Difference

Choose one of the following activities to do as a family or design a similar activity of your own.

- Invite each family member to name the liturgical seasons they like best. Talk about how this season helps them give honor, glory, and praise to God.
- Decorate your home according to the current liturgical season. Allow the decorations to help you remember that God is always with you.
- When your family takes part in the celebration of Mass this week, pay close attention to the liturgical colors and decorations. Talk about how the liturgical season that the Church is celebrating helps you remember and share in God's great plan of saving love for the world.

For more ideas on ways your family can live your faith, visit the "Faith First for Families" page at [www.FaithFirst.com](http://www.FaithFirst.com). Click on "Games" to review the seven sacraments with your child.



## Evaluate

Take a few moments to evaluate this week's lesson. I feel (circle one) about this week's lesson.

- very pleased
- OK
- disappointed

The activity the students enjoyed most was . . .

The concept that was most difficult to teach was . . .

because . . .

Something I would like to do differently is . . .

# ENRICHING THE LESSON

## Role-Playing a Minister of Hospitality

### Purpose

To reinforce that the work of the People of God, the Church, is to worship God, and that we gather to pray, honor, and thank God for all he has done for us (taught on pages 140 and 141)

### Directions

- Brainstorm with the students the many ways they can participate in the liturgy.
- Invite the students to role-play being ministers of hospitality.
- Write a letter as a class to the parish liturgical coordinator offering dates and times that the young people can volunteer to be ministers of hospitality.
- Encourage the students to sign up for a date and time and remind them that the work of the People of God, the Church, is to worship God.

### Materials

paper  
pens or pencils

## Creating a Liturgical Dance

### Purpose

To reinforce that the Church celebrates the liturgy every day, all year long (taught on pages 142 and 143)

### Directions

- Have the students work in small groups to plan a dance to illustrate the different liturgical seasons. You may assign a season or allow the groups to choose their season.
- Have each group decide the message they would like their dance to convey. Writing out the message is always helpful.
- Ask each group to choose gestures and movements that will convey the message.
- Allow the groups to choose appropriate music and colored streamers that celebrate their liturgical season.

- Invite each group to present their dance and have the class summarize how the dance represents that liturgical season.

### Materials

colored streamers  
tapes or records

## Creating Sacrament Booklets

### Purpose

To reinforce that the sacraments are the seven main celebrations of the liturgy (taught on pages 144 and 145)

### Directions

- Invite the students to begin to create sacrament booklets. Have them name each sacrament.
- Have the students design a page for each of the seven sacraments and draw a symbol on each page illustrating the meaning of the sacrament.
- Tell the students to bring in photos or pictures of family celebrations of the sacraments to help them further illustrate their booklets in future sessions.

### Materials

construction paper  
markers or crayons  
stapler to make the booklets



### Music Connection

- "Acclamation 1: Sanctus," D. Haas. *Gather Comprehensive* #219.
- "Draw Near," S. Janco. *Voices As One (VAO)* #20.
- "I Am the Bread of Life," J. M. Talbot. *VAO* #39.
- "In Remembrance of You," P. Tate. *VAO* #46.