

**Program Overview** **OV-1**

Program Structure	OV-10
Planning Calendar	OV-14
Scope and Sequence	OV-16

**Unit 1****God Calls Us to Faith** **T1****Note to Families** **T1a****Chapter 1** **God Calls Us** **T2**

Day One	God Calls Us by Name	T4
Day Two	God Called Abram to Believe	T8
Day Three	God Called Ruth to Believe	T11
Day Four	God Calls Us	T14
Day Five	Extending the Chapter	T17

**Chapter 2** **God Gives Us Gifts** **T18**

Day One	God Gives Us Special Gifts	T20
Day Two	God's Gifts Are to Be Used	T23
Day Three	Our Gifts Make Us Who We Are	T26
Day Four	We Praise God with Our Gifts	T29
Day Five	Extending the Chapter	T31

**Chapter 3** **We Are God's Holy People** **T32**

Day One	God Calls Us to Be Holy	T34
Day Two	The Church Helps Us Respond to God	T37
Day Three	Saints Show Us How to Be Holy	T40
Day Four	We Answer God's Call	T43
Day Five	Extending the Chapter	T45

**Chapter 4** **God Called Mary** **T46**

Day One	Mary Helps Us Answer God's Call	T48
Day Two	Mary Calls Us to Pray the Rosary	T51
Day Three	We Learn the Joyful Mysteries	T54
Day Four	We Honor Mary, Our Mother	T57
Day Five	Extending the Chapter	T59

**Chapter 5** **Jesus Calls Us to Follow** **T60**

Day One	Jesus Called Apostles and Disciples	T62
Day Two	Jesus Called Saul to Be His Apostle	T65
Day Three	Unit 1 Review	T67
Day Four	Unit 1 Test and Celebration	T70
Day Five	Extending the Chapter	T72

**Unit 2****God Is Great and Good** **T73****Chapter 6** **We Believe in God** **T74**

Day One	We Profess Our Faith in the Creed	T76
Day Two	We Believe in One God	T80
Day Three	God Kept His Promise	T82
Day Four	God Keeps Promises to Us	T86
Day Five	Extending the Chapter	T90

**Chapter 7** **God Is Powerful and Loving** **T92**

Day One	God Saves Us with His Power	T94
Day Two	God Shows Love for Us	T96
Day Three	God Makes a Covenant of Love	T99
Day Four	We Thank God	T102
Day Five	Extending the Chapter	T103

**Chapter 8** **God Is Holy and Great** **T104**

Day One	The Lord Our God Is Holy	T106
Day Two	The Lord Our God Is Great	T110
Day Three	We Believe in the Living God	T114
Day Four	We Give God First Place in Our Lives	T116
Day Five	Extending the Chapter	T119

**Chapter 9** **God Is Just and Merciful** **T120**

Day One	God Our Father Is Just and Merciful	T122
Day Two	We Imitate God's Justice and Mercy	T126
Day Three	Unit 2 Review	T129
Day Four	Unit 2 Test and Celebration	T133
Day Five	Extending the Chapter	T134





### Unit 3

#### God's Plan Is a Plan of Love

T135

<b>Chapter 10</b>	<b>God Created People to Share His Life</b> .....	<b>T136</b>
Day One	God Shares His Life with Us	T138
Day Two	Sin Spoiled God's Plan for Us	T141
Day Three	Jesus Helps Us Make Good Choices	T144
Day Four	We Reflect on Creation and the Fall	T147
Day Five	Extending the Chapter	T149
<b>Chapter 11</b>	<b>God Sent His Son Jesus to Live Among Us</b> .....	<b>T150</b>
Day One	God Prepared the World for Jesus	T152
Day Two	Jesus Is Presented in the Temple	T156
Day Three	Jesus Is Our Light	T159
Day Four	We Are a Light to the World	T162
Day Five	Extending the Chapter	T165
<b>Chapter 12</b>	<b>Jesus Revealed the Kingdom of God</b> ...	<b>T166</b>
Day One	Jesus Brought the Kingdom of God	T168
Day Two	Jesus Showed His Power over Satan	T171
Day Three	Jesus' Miracles: Signs of the Kingdom	T174
Day Four	Jesus Taught About God's Kingdom	T176
Day Five	Extending the Chapter	T180
<b>Chapter 13</b>	<b>Jesus Came to Give Life</b> .....	<b>T182</b>
Day One	Jesus Cured the Man with Leprosy	T184
Day Two	Jesus Brought Life to the Widow's Son	T187
Day Three	Jesus Brought Healing to Many	T189
Day Four	We Call People to Life by Our Love	T191
Day Five	Extending the Chapter	T193
<b>Chapter 14</b>	<b>God's Kingdom Is a Kingdom of Love</b> .....	<b>T194</b>
Day One	Jesus Taught About the Kingdom	T196
Day Two	Unit 3 Review	T199
Day Three	Unit 3 Test	T202
Day Four	We Pray That God's Kingdom Come	T203
Day Five	Extending the Chapter	T206



### Unit 4

#### Jesus Brings Us to the Kingdom of God

T207

<b>Chapter 15</b>	<b>Jesus Suffered and Died for Us</b> .....	<b>T208</b>
Day One	Jesus Was Honored as King	T210
Day Two	Jesus Made a New Covenant	T213
Day Three	Jesus Faced His Agony	T215
Day Four	We Follow Jesus to Calvary	T219
Day Five	Extending the Chapter	T221
<b>Chapter 16</b>	<b>Jesus Is Risen</b> .....	<b>T222</b>
Day One	The Risen Jesus Brings Peace and Joy	T224
Day Two	Jesus Won Victory over Death	T228
Day Three	We Spread the Peace of Jesus	T231
Day Four	We Make Signs of Jesus' Victory	T233
Day Five	Extending the Chapter	T235
<b>Chapter 17</b>	<b>Jesus Christ Is Lord and King</b> .....	<b>T236</b>
Day One	Jesus Returned in Glory	T238
Day Two	Jesus Will Come Again	T242
Day Three	We Prepare to Meet Jesus	T244
Day Four	Jesus Shares His Glory with Us	T246
Day Five	Extending the Chapter	T247
<b>Chapter 18</b>	<b>Jesus Gives the Spirit to the Church</b> ....	<b>T248</b>
Day One	Jesus Sent the Spirit to His Church	T250
Day Two	The Holy Spirit Is with Us	T254
Day Three	Mary Was Filled with the Spirit	T257
Day Four	We Are Called to Live in the Spirit	T259
Day Five	Extending the Chapter	T261
<b>Chapter 19</b>	<b>We Belong to the Kingdom</b> .....	<b>T262</b>
Day One	Jesus Unites Us with All the Saints	T264
Day Two	Mary Is Queen of Heaven and Earth	T267
Day Three	Unit 4 Review	T271
Day Four	Unit 4 Test and Celebration	T274
Day Five	Extending the Chapter	T276



## Unit 5

### Jesus Is with Us on Our Way

T277

#### Chapter 20 God Shares the Wondrous Life of Grace ..... T278

Day One	Jesus Brings Us a Share in God's Life	T280
Day Two	We Receive God's Life in Baptism	T283
Day Three	We Live the Life of Grace	T286
Day Four	We Celebrate the Signs of Baptism	T289
Day Five	Extending the Chapter	T291

#### Chapter 21 The Holy Spirit Lives Within Us ..... T292

Day One	Jesus Is the Way to Eternal Life	T294
Day Two	The Holy Spirit Leads Us to Do Good	T297
Day Three	The Holy Spirit Helps Us Avoid Evil	T300
Day Four	We Reflect the Goodness of the Lord	T303
Day Five	Extending the Chapter	T305

#### Chapter 22 God Blesses Contrite Hearts ..... T306

Day One	Jesus Forgave Peter	T308
Day Two	Jesus Forgives Those Who Are Sorry	T311
Day Three	We Are Aware of God's Presence	T314
Day Four	God's Word Tells of God's Forgiving Love	T318
Day Five	Extending the Chapter	T319

#### Chapter 23 God Forgives Us ..... T320


Day One	A Father Forgives His Lost Son	T322
Day Two	We Prepare for Reconciliation	T325
Day Three	We Celebrate Reconciliation	T328
Day Four	Jesus Forgives Us	T330
Day Five	Extending the Chapter	T331

#### Chapter 24 God's Family Celebrates the Eucharist ..... T332

Day One	Jesus Gave Us the Eucharist	T334
Day Two	Jesus Speaks to Us at Mass	T337
Day Three	We Follow the Teachings of Jesus	T341
Day Four	We Listen to the Story of the Yeast	T343
Day Five	Extending the Chapter	T345

#### Chapter 25 The Eucharist Is a Gift ..... T346

Day One	Gifts Are Offered at Mass	T348
Day Two	Jesus Makes Us One in Him	T351
Day Three	Unit 5 Review	T355
Day Four	Unit 5 Test and Celebration	T358
Day Five	Extending the Chapter	T360





## Special Seasons and Lessons T361

The Year in Our Church .....	T361
1 All Saints and All Souls .....	T362
2 Advent .....	T367
Day One God Promises to Send a Savior	T368
Day Two God's People Prepare for the Savior	T372
Day Three Joseph and Mary Prepare for Jesus	T374
3 Christmas .....	T376
4 Lent .....	T380
Day One Lent Is a Season of New Life	T381
Day Two We Celebrate the Sacrament of Reconciliation	T384
5 Holy Week .....	T386
Day One Palm (Passion) Sunday	T387
Day Two The Easter Triduum	T390
Day Three The Sorrowful Mysteries	T391
6 Easter .....	T394
7 Pentecost .....	T399
8 The Archangels <i>September 29</i> .....	T404
9 Saint Margaret Mary Alacoque <i>October 16</i> .....	T408
10 Thanksgiving .....	T412
11 The Immaculate Conception <i>December 8</i> .....	T416
12 Spread the Good News .....	T420
Day One God's Plan Is That People Help One Another	T421
Day Two We Follow God's Plan of Love	T423
13 We Prepare a Class Mass .....	T426
Map The Lands of the Old Testament .....	T429
Map Palestine in the Time of Jesus .....	T430
<b>What Catholics Should Know T431</b>	
What Catholics Should Know .....	T431
Prayer and How We Pray	T433
Prayers We Pray as Catholics	T434
The Rosary	T437
Mysteries of the Rosary	T439
Stations of the Cross	T440
Celebrating and Living Our Catholic Faith	T441
Living Our Faith	T445
The Bible and You	T450
Showing Our Love for the World	T451
Student Book Cover Prayers .....	T453



## Saints and Feast Days T455

Calendar of Saints and Feast Days .....	T455
September	T456
October	T457
November	T458
December	T458
January	T459
February	T459
March	T460
April	T461
May	T462

## The Catechist's Handbook T463

The Catechist's Handbook .....	T463
Profile of a Third Grader	T464
Areas of Growth	T465
The Catechist	T466
Tips for Good Catechesis	T468
What the Catechism Says to Catechists	T469
Techniques and Tools of Teaching	T470
Creative Activities	T476
Teaching Children with Special Needs	T478
Multicultural Awareness	T481
Assessment	T482
Catechist's Resources	T483
Parent-Catechist Meeting .....	T485
Music List .....	T487
Directory of Suppliers .....	T493
Online Resources .....	T495

## Glossary T497

## Index T503

## Scripture Index T508

# God Is Great and Good

## Goals

The children will understand some of the characteristics of God.

The children will respond to God with love and respect and desire to be with God.

### 6 We Believe in God

God promised to free the Israelites, who were held as slaves by the Egyptians. In this chapter the children learn that God kept this promise through Moses. Realizing that God is always faithful to promises, the children are led to trust God and to pray with confidence for God's help. They become aware that just as the Israelites celebrated God's faithfulness during the Passover, so we celebrate it in the Eucharist.

### 7 God Is Powerful and Loving


God manifested his promise throughout the Israelites' journey to the Promised Land. Considering the incident at the Red Sea, the children learn the wisdom of relying on God, the all-powerful one. They recognize God's love in feeding his people with manna, and compare it to the Holy Eucharist. Realizing that God calls them to enter into a covenant of love, they are encouraged to respond as the Israelites did: "Everything the LORD has said, we will do." (Exodus 19:8)

### 8 God Is Holy and Great

God revealed himself as the holy one when speaking to Moses in the burning bush. The children come to know God as holy, great, all-knowing, and all-present. They grow in reverence for God and for God's name, as well as for other holy things as they review the Second Commandment. As their faith in the living God deepens, the children should strive to reflect God's holiness by acting more like Jesus.

### 9 God Is Just and Merciful

Justice and mercy are both characteristics of God's everlasting love for us. In this chapter the children learn that God is always as just and merciful with us as God was with the Israelites. They become aware of the Father's justice and mercy as revealed by Jesus and as practiced by the saints. They review the unit.



# We Believe in God

## Faith Focus

God our Creator saved the Israelites from slavery to bring them to the Promised Land. Through his Son, Jesus, God saved the world from sin to bring us to himself.

## Reflecting on the Faith Experience

Take a few moments to reflect prayerfully before preparing the lesson.

### Listening

But the LORD said, "I have witnessed the affliction of my people in Egypt and have heard their cry of complaint against their slave drivers, so I know well what they are suffering. Therefore I have come down to rescue them from the hands of the Egyptians and lead them out of that land into a good and spacious land, a land flowing with milk and honey. . . . Come, now! I will send you to Pharaoh to lead my people, the Israelites, out of Egypt."

*adapted from Exodus 3:7–8,10*

### Reflecting

Indifference to the sufferings of another is a grave injustice and shows a lack of love. Words and gestures that reach out to others express love. God's promises assure us that his love, which has destined us for a life of eternal happiness with God, will strengthen and guide us—leading us back to God when we have strayed.

God's fidelity, in spite of human infidelity to God, demonstrates the wisdom of placing all our trust in God. As the psalmist reminds us, to trust in the LORD is to have chosen the right path.

Trust in the LORD and do good that you may dwell in the land and live secure. Find your delight in the LORD who will give you your heart's desire.

Those whose steps are guided by the LORD, whose way God approves, may stumble, but they will never fall, for the LORD holds their hand.

*Psalm 37:3–4,23–24*

*How does my Catholic faith support and strengthen me in daily life?*

### Responding

Father, Son, and Holy Spirit, help the children know you better.

### Scripture for Further Reflection

**Luke 1:46–55** In the Magnificat, Mary praises God for his faithfulness and for keeping his promises to his people.

**John 6:54; 11:25–26** Jesus promises that those who believe in him will live forever.

**2 Corinthians 1:19–21** In Jesus all the promises God had made to his people were fulfilled. Whoever follows Jesus is filled with the riches of God's grace.

## Preparing for the Faith Experience

### Day One

We Praise Our Faith in the Creed

### Day Two

We Believe in One God

### Day Three

God Kept His Promise

### Day Four

God Keeps Promises to Us

### Day Five

Extending the Chapter

## Scripture in This Chapter

**Genesis 12:7; 15:13–16** God's Promises to Abraham

**Exodus 3–15** The Plagues and the Beginning of the Exodus

**Exodus 12:11–13** The Passover Event

## Catholic Social Teaching

- God's Creation
- Solidarity

## Church Documents

**Catechism of the Catholic Church.** The themes of this chapter correspond to the following paragraphs: 62, 193–195, 253–255, 1023–1029.

### General Directory for Catechesis #85.

The Creed is a compendium of Scripture and of the faith of the Church. Studying the Creed nourishes the life of faith and equips us to explain our faith to the world.

### National Directory for Catechesis #51.

Children should be taught respect for the continuing existence of God's covenant with the Jewish people and their faithful response to God's call.

### Dogmatic Constitution on the Church #2 (Vatican II).

Throughout the history of Israel, God prepared the Church. It was made manifest in the present era and will be brought to glorious completion at the end of time.

## Music in This Chapter


For a list of all the music suggested in this program, see page T487.

## Enriching the Faith Experience

Use the activities at the end of the chapter to enrich a lesson or to replace an activity with one that better meets the needs of your class.

## Bulletin Board

On this page is a suggestion for a bulletin-board design for this chapter. Images symbolizing the fulfillment of God's promises are connected by yarn.





## LEARNING OUTCOMES

The children will be able to

- explain what it means to profess our faith.
- identify the main truths that members of the Catholic Church believe.
- identify the Apostles' Creed as a means to express faith.

## Words To Know

**Apostles' Creed**

creed

mystery

See the Glossary for definitions.

## Key Terms

**main truths**—a statement of belief

**Nicene Creed**—form of the creed professed at Sunday Mass

**profession**—a public statement of faith

## Materials

- Puzzle pieces, cut as shown



- Masking tape for puzzle pieces
- Frame drawn on the board for the puzzle
- Song, “We Believe” (*Rise Up and Sing 2*) (optional)


## Before You Begin

1. Various versions of the creed were composed in the period between the second and fifth centuries of the Church's history.

UNIT

2

## God Is Great and Good



*For the LORD is the great God, the great king over all gods,  
Whose hand holds the depths of the earth;  
who owns the tops of the mountains.  
The sea and dry land belong to God, who made them,  
formed them by hand.*

Psalms 95:3–5

35

The Apostles' Creed is a clear expression of the faith of the Christians in Rome during the first centuries of the Christian era. It continues to serve as a profession of faith for Christians today. It expresses our basic beliefs about the Father, Son, and Holy Spirit.

The Nicene Creed is a summary of Christian beliefs developed by the bishops at the first two councils of the Church, held in Nicaea in A.D. 325 and in Constantinople in 381. It is the creed shared by most Christians in the East and in the West. It is the creed that we in the U.S. Church recite at Mass.

2. When we pray the Apostles' Creed, we declare what we believe about God and about what God has done for us. The riches of God's gifts pass before our eyes: the mysteries of God's creative power, God's redeeming love, God's sanctifying presence with us, and God's plan for our eternal life with him. Since praying the Creed recalls the deeds of God's love, it enables the children to grow in their knowledge and love of God.



## Centering

- Link the first unit to this one.
  - Have the children find and read the title of the past unit. (*God Calls Us to Faith*) Ask.
  - Who are some people God called to believe in him? (Abraham, Sarah, Ruth, David, Mary, Francis, Clare, Paul, us)
  - Today you will begin your study of what Catholics believe about God.
- Open this unit with prayer.
  - Let's begin our lesson with a reading from the Bible that tells us about God.
  - Have a child read the unit title, **God Is Great and Good**, on page 35. Then read Psalm 95:3–5 to the children or have three children read a line each.
- Point out the Letter Home.
  - Have the children remove page 36 now or at the end of class.
  - Invite them to share the Letter Home with their families.
- Discuss jigsaw puzzles and show how we see a more complete picture when the main pieces are in place.
  - How many of you have put picture puzzles together?
  - The easiest way to put a puzzle together is to begin with the key pieces. Once these are in place, it's easy to build out from them.
  - The main truths God has revealed to us are like the key pieces of a puzzle. We start with them and then build out to get a more complete picture of God's great goodness and love. However, we can never know everything about God. He will always be the Holy Mystery to us.

## A Letter Home

Dear Parents and Family,

Getting to know God is a lifelong adventure. So much about him is revealed in Scripture, in our Catholic tradition, and in the life stories of saints. In Unit 2, the children will study the basic truths of our faith in the Apostles' Creed. They will learn some of the characteristics of God, then discuss how to respond to him with love and respect.

The children will meet God as Creator, and they are encouraged to trust his will. They will hear Old Testament accounts of God's relationship with his people whom he created and the saving deeds he performed for them. The lessons establish the connection between God as visible in creation, then as perfectly revealed in the teachings and saving deeds of Jesus, which are articulated in the New Testament.

In Chapter 6, "We Believe in God," the children will learn the Apostles' Creed and the central mysteries of our faith. You might add the Apostles' Creed to your own family prayers. You can find it on the inside front cover of your child's book. You can also find it under Catholic Tradition within the Resources section at [www.ChristOurLife.org](http://www.ChristOurLife.org).


Trust in God is encouraged in the story of his promise to Moses and the Israelites. The children learn the wisdom of relying on God, who is both powerful and loving. They also come to know God as holy, great, all-knowing, and all-present. They will grow in reverence for him and his name as they review the Second Commandment. (You shall not take the name of the Lord your God in vain.)

The unit concludes with an examination of justice and mercy, both characteristics of God's everlasting love for us. The children will learn that God shares with us today the same justice and mercy that he granted the Israelites so long ago. They will also discover examples from Jesus and the saints. If you use the words *justice* and *mercy* to identify these concepts when they are lived out in your family, you will help make them real for your child.

At the end of each chapter in this unit, the children will bring home a review of the chapter along with the Building Family Faith feature. This feature gives you a quick review of what your child has learned and offers practical ways to reinforce the lesson at home so that the whole family may benefit. At the end of the unit, the children will bring home the Family Faithure handout to help nurture the family's faith at home.

Visit [www.christourlife.org/family](http://www.christourlife.org/family) for more family resources.

36 UNIT 2 God Is Great and Good



5. Introduce the main truths God has revealed.


- ◆ Ask four children to select a puzzle piece from your hand, read it, and then tape it into the frame. When all four pieces are in place, ask:
  - ◆ **What are the main truths God has revealed?** (The Father is God; the Son is God; the Holy Spirit is God; God's Son, Jesus, founded the Church.)
  - ◆ **Today you will learn a prayer that tells God we believe these truths. As I read it, listen for the truths we believe.**

6. Read the **Apostles' Creed** on page 37.

## Sharing

1. Explain the meaning of *profession of faith*.

- ◆ **When we say what we as Catholics believe about God, we profess our faith.** [Write *profess* on the board.] **We call what we say a profession of faith.** [Write the phrase on the board.] **To profess our faith is to say publicly what we believe. We profess our faith in words, but we also profess our faith by our actions.**
- ◆ **What do we show we believe in when we make the Sign of the Cross?** (We believe in God the Father, the Son, and the Holy Spirit.) **When we forgive those who hurt us and when we are kind and helpful, we show we believe what Jesus taught us.**
- ◆ **When the Church was beginning, people who wanted to become Christians made a public profession of faith to show that they truly believed in Jesus and in all the things his Church taught. The words they said were called a *creed*.** [Write *creed* on the board.] ***Creed* comes from a Latin word [*credo*] that means "I believe."**



# We Believe in God

## Apostles' Creed

I believe in God,  
the Father almighty,  
Creator of heaven and earth,  
and in Jesus Christ, his only Son, our Lord,  
who was conceived by the Holy Spirit,  
born of the Virgin Mary,  
suffered under Pontius Pilate,  
was crucified, died and was buried;  
he descended into hell;  
on the third day he rose again from  
the dead;  
he ascended into heaven,  
and is seated at the right hand of God  
the Father almighty;  
from there he will come to judge the  
living and the dead.

I believe in the Holy Spirit,  
the holy catholic Church,  
the communion of saints,  
the forgiveness of sins,  
the resurrection of the body,  
and life everlasting. Amen.

## We Profess Our Faith in the Creed

At each Sunday Eucharist the priest invites us to profess, or declare, our faith. We, as people of God, stand and pray the Creed.

The form of the Creed that we pray at Mass is called the Nicene Creed. Another form is the **Apostles' Creed**.

A creed tells what we believe as Catholics. By praying the Creed, we profess our belief in the great mysteries of our faith.



- ◆ **Over the years the Church has composed several creeds that contain our Catholic beliefs. One is the Apostles' Creed. Why do you think it is called this?** (It contains what the apostles taught.)
  - ◆ **One special time we recite the Apostles' Creed is at the beginning of the Rosary.**
  - ◆ **We pray another creed at Sunday Mass. It is called the Nicene Creed. It contains the same main truths taught in the Apostles' Creed.**
2. Explain what we profess in the Creed.
- ◆ **In the Creed we state that we believe in God and in the main truths God has revealed.**
  - ◆ **We believe that there are three Persons in one God. God is the Father who created everything in heaven and on earth. God is the Son who redeemed us. God is the Holy Spirit who makes us holy.**
  - ◆ **We believe in the Catholic Church, founded by God's Son, Jesus.**
3. Have the children read aloud **We Profess Our Faith in the Creed** on page 37.

- ◆ Be sure to highlight the glossary words *Apostles' Creed* and *creed*.
- ◆ Direct the children to the Glossary for the definitions.

4. Explain why the main truths of our faith are called mysteries.
- ✦ When we pray the Creed, we name the truths God has revealed and that the Church teaches. We call these great truths *mysteries*. [Write *mysteries* on the board.]
  - ✦ A *mystery* is a truth we cannot completely understand. With God's help we can understand the mysteries better, but never completely.
  - ✦ The mysteries we believe are so great that we couldn't even know about them unless God revealed them. One great mystery is that there are three divine Persons in the one true God.

5. Direct the children to read **Mysteries of Our Faith** on page 38 and work the activity.

### Acting

1. Invite the children to profess their faith by praying the Apostles' Creed. [Option: Play "We Believe" (Rise Up and Sing).]
2. Encourage the children to memorize the Apostles' Creed.
  - ✦ Point out the prayer on the inside cover of their books. This prayer can be found on page T453 of the Teacher's Guide.
  - ✦ Tell them they may color the cross by the Apostles' Creed when they know it by heart.

### CHECKPOINT

- Were the learning outcomes achieved?
- Do the children sense the awesomeness of God's great mysteries?

### Mysteries of Our Faith

A *mystery* is a religious truth we cannot completely understand with our minds. With God's help we can begin to understand it with our hearts.

Everything that we believe, say, and do as Catholics comes from these great mysteries.

Complete the missing words to tell the main truths God has revealed.

1. God is the F a t h e r , who created all things.
2. God is the S o n , who redeemed us by his death and Resurrection.
3. God is the Holy S p i r i t , who makes us holy.
4. The C h u r c h was founded by Jesus to teach us and to make us holy.

### God Is Three Persons in One

One of the great mysteries of our faith is that there are three Persons in God. We call this the mystery of the Trinity. God is Father, Son, and Holy Spirit. All three Persons are great, good, and loving. We praise and thank the one God in our prayer.



### A Moment with Jesus

Read the Scripture passage quietly.

As high as the heavens are above the earth,  
so high are my ways above your ways  
and my thoughts above your thoughts.

isaiah 55:9

Thank Jesus for helping us know God's mysteries better.



38 UNIT 2 God Is Great and Good



## LEARNING OUTCOMES

### The children will be able to

- describe God as three Persons in one and as our good Creator.
- describe how we can learn about God from his creation.

## Materials

- Cross drawn on the board
- 14 flowers cut from colored paper
- Tape or other adhesive
- Construction paper or tagboard, about 6 by 9 inches, for each child
- Crayons or markers
- Slides or photographs of beautiful nature scenes

## Centering

Ask the following questions to review the last lesson.

- Draw a cross on the board and prepare the 14 paper flowers. A child who answers a question may add a flower to the cross.
- What do we call a statement of belief?** (a creed, a profession of faith)
- What creeds do we pray?** (The Apostles' Creed; the Nicene Creed)
- What does it mean to profess our faith?** (to say what we believe)
- What is a mystery of faith?** (something we can know but cannot fully understand)
- We mention four main mysteries of faith in the Creed. What is one?** [Ask four children to answer.] (God is the Father who created all things; God is the Son who redeemed us by his death and Resurrection; God is the Holy Spirit who makes us holy; the Catholic Church was founded by Jesus.)

## Before You Begin

- Christians inherit their belief in one God from our spiritual ancestors, the Jewish people. Surrounded by polytheistic cultures, the Hebrews promoted knowledge and worship of the one true God. Although they occasionally lapsed into idolatry, their faith in the God who revealed himself to them, made them his people, and saved them. Through creation we come to know some of God's marvelous attributes. Through our faith we come to know something of God's being. We learn of the Trinity, the incomprehensible mystery of the three Persons in one God.

## Sharing

- Introduce the Church's teaching on the mystery of the Trinity.
  - The mystery of God as Father, Son, and Holy Spirit is called the mystery of the Trinity. The Trinity means that there are three Persons in one God. This is a great mystery of our faith. No matter how hard you think about it, you will never understand how there can be three Persons in one God.
  - The important thing is to realize that all three Persons—Father, Son, and Holy Spirit—are good, and they love us.

- Have the children read **God Is Three Persons in One** on page 38.

We pray another creed at Sunday Mass. It is called the Nicene Creed. It contains the same main truths taught in the Apostles' Creed.

- Explain what we profess in the Creed.

- The Trinity is a model for us. The Trinity models individuality: each Person is distinct from the others. The Trinity models unity: the three Persons are united as one God. The Trinity models equality: no Person is more God than the others, for all are equally God. The Trinity models community: equal individuals are united in harmonious love. Catholics, therefore, strive to make their lives Trinitarian—we work together as a Church to become a community of equal individuals united in harmonious love.

- Invite the children to take a few minutes to praise God using **A Moment with Jesus** on page 38.

- When we see how great God is, we want to praise God with all our heart and soul.
- Lead them through **A Moment with Jesus**. Then comment:
- Did you ever have something happen to you or see something so wonderful that you felt close to God and were full of praise for God? Can you tell us about it?

- Tell a story to show that we can learn about people from their actions.

- Suppose Tom was in the hospital because he fell and broke his arm. Julie, who lived next door to Tom, made a beautiful get-well card and sent it to him along with one of her favorite games.
- What do you know about Julie from this story? (She is kind, thoughtful, loving, and generous.)
- We can learn what people are like from what they do.

5. Have the children read **God Our Creator Is Good** on page 39 and discuss how we learn about God from his creation.

**God's Creation**

- ✦ One of the first things the Bible tells us about God is that he made all of creation.
- ✦ Have the children read the article and then do the activity that follows. Discuss their answers. Comment:
- ✦ **God is a mystery to us. God is so great we can never understand him. But we can look at what God does and find out about God. We can look at the creation God has made and learn something about God.**
- ✦ Close your eyes and think of someone you know who is very kind. [Pause.] God, who made that person, is even more kind.
- ✦ Think of someone who is very smart. [Pause.] God, who made that person, is even wiser.
- ✦ Think of someone who loves you a lot. [Pause.] God, who made that person, loves you even more.
- ✦ God's people show us what God is like. God is all the wonderful things we see in people, yet God is even better.
- ✦ Although we can learn much about God from creation, there is a better way to know what God is like. Can you guess what it is? (to learn about Jesus, who is God and who taught us about the Father)

**Acting**


1. Distribute the strips of construction paper or tagboard and have the children make cards.
  - ✦ Show the children a sample card you made ahead of time.
  - ✦ Have them print the phrase *I believe in God!* on the cards and decorate them with a picture of creation that reminds them of the goodness of God.

**God Our Creator Is Good**

We believe God made all of creation. God made the universe and the planets and the stars. He made all the creatures, plants, and rocks on earth. His most special creation was the human family. God made us in his own image. He made us because he loves each one of us.

When God made the universe, he was happy with all his creation. So everything we see tells us something about him.

Look at the pictures of God's creation. What can you learn about God from each one? Write a word below each picture that says how it makes you feel about God.



2. Show a series of slides or photographs of beautiful nature scenes and have the children compose short prayers of praise based on the scenes.

**CHECKPOINT**

- Were the learning outcomes achieved?
- What do the children's responses reveal about their concept of God?

## LEARNING OUTCOMES

### The children will be able to

- describe how the Passover story shows God's faithfulness to his people.
- explain that God is true to his promises.
- articulate trust in God's promise of eternal life.

## Words to Know

Israelites Hebrews

See the Glossary for definitions.

## Key Terms

**Pharaoh**—ruler of Egypt

**Passover**—the feast celebrating the night when death took the firstborn of the Egyptians but passed over the Israelites.

**Red Sea**—sea the Israelites crossed safely as they escaped Egypt

**Raamses**—city in Egypt where the Israelites were held in slavery

## Materials

Word puzzle written on the board:

P \_ \_ \_ \_ \_ E  
 \_ \_ \_ S \_ \_ \_  
 \_ \_ S \_ A E \_ \_ \_ T \_ S \_  
 \_ \_ A \_ \_ \_ A \_ \_  
 P \_ \_ S \_ O V \_ \_ \_

## Before You Begin

God's fidelity to his promises to Abraham, and the marvelous deeds God worked in order to bring those promises to fulfillment, assure us that our God is a faithful God—a God we can trust to be true to his word. In this lesson the children hear how God delivered the Israelites from those who enslaved them and brought them to the land he had promised long ago to Abraham and his descendants.

## Centering

### 1. Recall the last lesson. Ask:

- How do we know what God is like? (through God's actions; through creation; by what Jesus tells us; by what the Church teaches)
- We know what God is like by how God dealt with the Chosen People. In the next chapters you will learn about God from the stories the Jewish people recorded in Scripture.

### 2. Engage the children in thinking about the nature of a promise.

- Give the riddle for the first word puzzle on the board. Ask a child to fill in the missing letters.
- It's something that's made in words but kept in deeds. It's given to another, yet it must be kept. Once it's broken, it's very hard to make good again. What is it? (a promise)

### 3. Relate the significance of a promise to today's lesson.

- Has anyone ever made a promise to you?
- Tell about someone who kept a promise.
- What kind of a person always keeps a promise? (an honest person; a true friend)
- Why do we like people to keep their promises? (We can trust them; we do not want to be disappointed.)
- What happens when people do not keep promises?
- What were some words you used in the last lesson to describe God? (good, loving, wise)
- A person who is good and loving keeps promises. Today you will hear how God kept promises to the Chosen People in Old Testament times.



## Sharing


1. Help the children recall what they know about God's Chosen People.

- ◆ Who were God's Chosen People in the Old Testament? (the Israelites)
- ◆ When God first called the Israelites to be the Chosen People, God made some promises to Abraham. What were they? (Abraham's children would be as many as the stars in the sky; God would give the Chosen People a special land.)
- ◆ What land did God promise Abraham? (Canaan)
- ◆ God kept these promises.

2. Direct the children to read page 40 silently to learn about God's people in Egypt.

- ◆ Then ask:
  - ◆ Why did Pharaoh make the Israelites slaves? (He was afraid they would become too powerful.)
  - ◆ Who was the person God chose to lead them out of slavery? (Moses)

Let's pray for our Israelites that we will trust in everything that God has promised. Please for us.



### God Kept His Promises to the Israelites

To Abraham, the father of the Chosen People, God had promised.

"I will give this land of Canaan to your children."


adapted from Genesis 12:7

After many years the children of Abraham moved to Egypt. The Bible refers to the children of Abraham as the Hebrews and later as the Israelites. Pharaoh, the king of Egypt, became afraid of them. He thought they might become too powerful, so he made them slaves.

The Israelites were slaves in Egypt for many years. Then God chose Moses to lead them to freedom.

2. Teach the children the song "Go Down, Moses."

### Go Down, Moses



3. Ask volunteers to read page 41 aloud.

- ♦ **What did God tell Moses to do?** (lead the people out of Egypt; tell Pharaoh)
- ♦ **Did Pharaoh let the Israelites go when Moses gave him God's message?** (No.)
- ♦ **What did Pharaoh do instead?** (He made them work harder.)
- ♦ **What was the last sign God promised to work so that the Egyptians would let the Israelites leave their land?** (The firstborn sons would die.)
- ♦ **How were the Israelites to prepare for this great deed of God?** (put lamb's blood on their doors)
- ♦ **Did God keep the promise to bring his people back to Canaan?** (Yes.) **How do you think his people felt?** (happy, grateful)

4. Relate the Passover celebration to this event.

- ♦ **The Israelites were so grateful to God for keeping his promise and freeing them from slavery that they remembered this event every year in a great feast. Do you know what they called it?** (Passover)
- ♦ **Why is that a good name for this feast?** (The houses marked with the blood of the lamb were passed over. That night the Israelites passed over from slavery to freedom.)
- ♦ **How does the story of the Passover fit in our book called *We Believe*?** (The story tells how God kept his promise to the Israelites. We believe that God keeps promises.)

5. Read the following riddles.

- ♦ Let the child who gives the correct answer print the missing letters in the puzzle on the board.
- ♦ **I am the leader of the Israelites. God sent me to free his people from slavery in Egypt. Who am I?** (Moses)

The story the Jewish people tell about their escape is in the Bible. In this story God spoke to Moses from a flaming bush. God said,

"I have seen how my people suffer in Egypt. Now I have come to free them. I will bring them into a good land, the land of Canaan. You must lead my people out of Egypt. Tell Pharaoh what I have said."

adapted from Exodus 37-30

Moses told Pharaoh God's message, but Pharaoh wouldn't let the Israelites go. Instead he made them work even harder. Moses warned Pharaoh that terrible things would happen, but Pharaoh still refused to free his slaves.


God sent many signs of his power. Even then, Pharaoh wouldn't let God's people go. Finally, God told Moses to prepare his people for one more sign. Each family should kill a lamb and put its blood on the door of the house. God said,

"It is the Passover of the Lord! This night every first-born son will die. But the blood will mark the houses where you are. Death will pass over you."

adapted from Exodus 12:11-13

That night every oldest son died—even Pharaoh's son—but the Israelites were passed over. Then Pharaoh and all the Egyptians begged them to leave. God helped Moses lead his people across the Red Sea through the desert to Canaan.

God is good and faithful to all of us. He made promises to us that he will keep, just as he kept his promise to the Israelites.




- ♦ **We are the children of Abraham. God freed us from slavery in Egypt. Who are we?** (Israelites)
- ♦ **I am the land God promised to give his people. What's my name?** (Canaan)
- ♦ **I am the feast that recalls how God freed his people from slavery in Egypt. What am I?** (Passover)

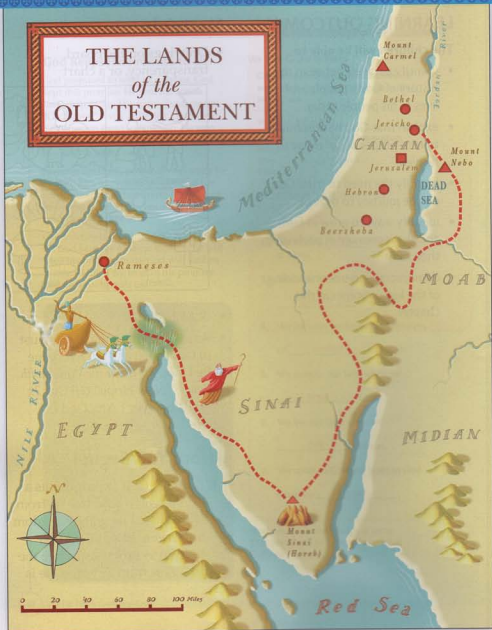
6. Have the children study the map **The Lands of the Old Testament** in the back of the student books.

- ✦ Locate Egypt. Can you find the area in the north called Raameses? Raamesis is where the Israelites lived in slavery.
- ✦ The arrow and dotted line trace the route the Israelites probably took from Egypt to the Promised Land. How can you tell from this route that they had to trust God? (The route was long; they had to cross the Red Sea and the Jordan River; they had to walk; they met enemies on the way.)

### Acting

1.  Lead the children in silent prayer.

- ✦ All the things that happened in the Passover of the Jewish people teach us that God is always true to his promises. Sometimes it seems that God takes a long time to keep his word, but we know that we can trust him; God will always keep promises to us.
- ✦ Let's tell God in our own words that we believe this. Let's tell God we will trust him in everything that happens to us. [Pause for silent prayer.]



2. Teach the children the song "Go Down, Moses."

### Go Down, Moses

Spiritual

1 When Is-rael was in Eg-yp't's land, let my peo-ple got  
 2 Lord, save us from sin's sla-ver-y, let my peo-ple got

1 Op-pressed so hard they could not stand, let my peo-ple got  
 2 And let us all in Christ be free, let my peo-ple got

*Refrain*

Go down, Mo-ses, way down in E-gyp't's land.

Tell of Pha-roah, "Let my peo-ple i-got"

### CHECKPOINT



- Were the learning outcomes achieved?
- How well did the children interpret the events associated with the Passover?




## LEARNING OUTCOMES

### The children will be able to

- identify parallels between the history of God's people and the lives of his people today.
- explain that God has promised to lead his people of today to heaven.
- identify the need to trust God on the journey to heaven.
- identify ways to grow in faith and show courage in professing their faith.
- demonstrate an understanding of the key concepts in this chapter.

## Materials

- Drawings on the board, transparency, or a chart



- BLM 16 Quiz
- Recording of a song about trust in God, such as "Let Everyone Be Happy" (*Color the World with Song*); "New Hope" (*Hi God 2*); or "Wherever I Am, God Is" (*Hi God 3*)

## Before You Begin

1. Love led God to promise us a savior who would free us from sin and lead us to the Kingdom of Heaven. Just as God was faithful to promises to free the Israelites from Egypt, so he is

- ✦ Today we will learn about a promise God has made to us that is somewhat like God's promise to the Israelites.

## Sharing

1. Have the children read the first paragraph of **Let Keeps His Promise to Us** on page 42.
  - ✦ What did God promise to do for us? (send us a savior who would save us from sin)
  - ✦ A story in the Bible tells us about this promise. The story says that after Adam and Eve sinned, God promised to send us a savior who would lead us to heaven.

faithful to the promise to free us from sin. In the fullness of time, God sent his Son, Jesus, who was born of the Virgin Mary, to be our Savior and to lead us to eternal life. In Jesus, God fulfills all his promises. As Christians we are heirs of the promises of Christ; we are enriched by his grace. The apostle Paul notes that we can rely on Christ to give us all that we need in order to receive what he has promised—eternal life with God.

2. Growth is a characteristic of life. If a living thing is to develop, it must grow. A living faith grows through our cooperation with God's graces. What helps us grow naturally can be compared to the means given us to grow spiritually.
3. When planning today's lesson, keep in mind that Day Four is when the children take the quiz for this chapter. Reserve time at the end of class for this assessment. The quiz can also be administered on Day Five.

## Centering

Have the children retell the story of the Exodus, using the pictures on the board.

- ✦ Guide them with the following questions.
- ✦ How were the Israelites treated in Egypt?
- ✦ What did God promise to do for them?
- ✦ Why was their journey through the desert hard?
- ✦ Where did it end?
- ✦ What do you think they did when they finally reached the Promised Land?
- ✦ Who helped them reach Canaan?


- ✦ God made this promise because sin makes us slaves. God loves us and wanted to free us. Sin keeps us from loving God and others. It keeps us from entering our heavenly home.
- ✦ Do you remember how God kept this promise? (God sent his Son, Mary agreed to be his mother.)
- ✦ Jesus came to save us from sin through his suffering, death, and Resurrection. He offered us a share in God's life and a place in his heavenly home. But Jesus also taught us that there are things we ourselves must do to share in his life and enter the Kingdom of Heaven. What are these things? (love God and one another)

2. Direct the children to read the next two paragraphs about our journey to heaven.

- ✦ **Who is with us on our journey?** (Jesus)
- ✦ **How is he with us today?** (through the Holy Spirit)
- ✦ **How does Jesus help us on our journey?** (He shows us the way; he helps us when we meet temptation.)
- ✦ **Jesus takes care of us through the Holy Spirit working in us, in the Church, and in other people. Do you remember a time when Jesus helped you and took care of you? Can you tell us about it?**
- ✦ **Before he died, Jesus promised to prepare a place for us in his heavenly kingdom. If we do what Jesus tells us and trust him to help us, we will reach the place he has prepared for us.**
- ✦ **What do you think heaven is like?** (full of God, goodness, love, and joy) **In heaven we will live with God forever and be happy. We will also enjoy the friendship and love of the angels and saints, including all the people we knew and loved who are now in heaven.**
- ✦ **Who are some people you look forward to seeing one day in heaven?**

3. Direct the children to work **We Can Grow in Faith** on page 42. Ask a child to read the last paragraph aloud.

4. Draw a seed on the board and compare it to faith.




- ✦ **This seed reminds us of the new life we received at Baptism. What is this new life?** (grace, God's life)
- ✦ **We begin to live a new life at Baptism, but it should grow strong and develop, just as a seed should grow roots and become a strong and healthy plant.**

### God Keeps His Promise to Us

God promised to send us a Savior. God kept this promise. He sent his Son to save us from sin. His name, *Jesus*, means "God saves." Jesus' suffering, death, and Resurrection freed us from sin. He won eternal life for us. That means that we can live forever with God.

Now we are God's people, on a journey to be with him forever. Jesus shows us the way through the Holy Spirit. He helps us overcome temptations. Jesus has a place ready for us in heaven.

Our journey is like that of the Israelites. As God kept his promise to them, he will keep his promise to us. God will lead us to eternal life if we trust in his promise and do what he tells us.



42 UNIT 2 God Is Great and Good

- ✦ **Saint Paul tells us we should be "rooted in Christ."** (adapted from Colossians 2:7) **Rooted in Jesus, we can share more in God's life every day.**

5. Discuss what it means to develop our faith.

- ✦ Ask what a child needs in order to grow up healthy. List the answers on the board. (good food, care, education, love, exercise) Discuss:
- ✦ **We need these things to help our life of faith grow too.**
- ✦ **What special food strengthens and nourishes our life of faith?** (Holy Communion) **What might happen if we never received Jesus in Holy Communion?** (We might

**We Can Grow in Faith**  
Complete these sentences about ways we grow in faith. Use the words in the Word Bank.

#### WORD BANK

profess	Holy Communion
help	pray
obey	Church
Bible	


1. We read God's Word in the \_\_\_\_\_ **Bible** \_\_\_\_\_.
2. We receive **Holy Communion** at Mass.
3. We listen when the \_\_\_\_\_ **Church** \_\_\_\_\_ teaches us.
4. We tell what we believe as Christians, or \_\_\_\_\_ **profess** \_\_\_\_\_ our faith.
5. We exercise our faith when we \_\_\_\_\_ **obey** \_\_\_\_\_ God.
6. We live our faith when we \_\_\_\_\_ **help** \_\_\_\_\_ others.
7. We speak to God and listen to God when we \_\_\_\_\_ **pray** \_\_\_\_\_.

Studying your faith helps it grow. This book will help you learn what Catholics believe.

not be strong enough to live in love as Christians should.)

- ✦ **What wise choices have your parents taught you to make?**
- ✦ **How does the Church help us make good choices?** (It teaches what is good; at Mass the priest explains how to live the Gospel.) **We should listen well when the Church teaches so that we learn to make wise decisions as Catholics. How else can you learn about God?** (from religion class, the Bible, and books about religion)
- ✦ **How do we become friends with someone?** (by talking to that person, by doing things together, by sharing) **How do we grow in friendship with God?** (by praying)

- ✦ Exercise develops strong muscles. When a person doesn't use his or her muscles, he or she becomes soft and weak. It's the same with our faith. Our faith becomes stronger when we put it to work. How do we do this? (by doing what God has asked, by obeying God with love)

6.  Explain that we also grow in faith by the good works we do. \***Solidarity**

- ✦ We can also grow in our faith by doing good acts. We do good acts because we love God and know they will please God. For example, if you share your lunch with someone who forgot his or her lunch or help someone who dropped his or her books because you know God wants you to, you help God's life grow stronger in you.

- ✦ Can you think of some things you already do each day or could do to exercise your faith?

7. Lead the children to realize that actively living your faith is not always easy, but we can trust that God will keep his promises.

- ✦ We've learned many different ways to profess our faith. We profess our faith when we pray the Apostles' Creed. We also profess our faith by serving others and by standing up for what is good.
- ✦ Sometimes it is not easy to stand up for what we believe. It can feel lonely sometimes, but we can trust that God will keep his promises. We can trust in his friendship and love.
- ✦ Have the children read **Stand Up for Your Beliefs** on page 43.



These children are living their faith by participating in a religious procession.

### Stand Up for Your Beliefs

We are called to profess our faith by what we say and do. Sometimes this takes courage. What are some times when we need courage to profess our faith? Who are people that showed courage by living their faith?

#### Checking Your Understanding

Put the words in order to form sentences about God. Write the sentences on the lines.

- One almighty God created everything**

\_\_\_\_\_

created One everything God almighty
- There are three Persons in one God**

\_\_\_\_\_

Persons God three There are in one
- God keeps all his promises**

\_\_\_\_\_

promises keeps God his all
- God wants us to trust and obey him**

\_\_\_\_\_

God us trust wants to him obey and

We Believe in God CHAPTER 6 43

8. Have the children review the main themes of the chapter.

- ✦ Direct the children to work **Checking Your Understanding** on page 43.
- ✦ Encourage the children to remember what they learned using the review on page 44.
- ✦ Have a child read aloud the questions and answers in *We Remember*.
- ✦ Read the Words to Know and ask the children for the definitions.

9. **BLM 16** Distribute **BLM 16 Chapter 6 Quiz**.

- ✦ Use this opportunity to assess the children's understanding of the main concepts of the chapter.
- ✦ If there is not sufficient time for the children to complete the quiz, consider moving it to Day Five.

**Acting**

-  Lead the children in prayer.
  - Invite the children to listen to a song about trust, and then give them a few moments of quiet time for prayer.
  - Play together the We Respond on page 44.
- At the end of class, have the children tear out page 44. Encourage them to share Building Family Faith with their families.

**CHECKPOINT**



- Were the learning outcomes achieved?
- What indications are there that the children turn to God when they need help?

**CHAPTER 6 Review**

**We Remember**

Where are the main truths of our faith found?

The main truths of our faith are found in the Creed.

**What does God promise us?**


God promises that those who believe in him and obey him will live with him forever in heaven.

**Words to Know**

- Apostles' Creed
- creed
- Hebrews
- Israelites
- mystery

**We Respond**

Jesus, I hope in you.



**Building Family Faith**

**CHAPTER SUMMARY** The chief truths of the Catholic faith are found in the Creed. One of the most important of these truths is that God is faithful to us. He keeps his promises.

**REFLECT**

Jesus told her, "I am the resurrection and the life: whoever believes in me even if he dies, will live, and everyone who lives and believes in me will never die. Do you believe that?"

John 11:25–26

- What is the right response to a God who keeps his promises?

**PRAY**

"The promises of the Lord I will sing forever,"  
Psalm 89:2

**DO**

Play the Apostles' Creed together.

Visit [www.christianlife.org/family](http://www.christianlife.org/family) for more family resources.



## Day Five Extending the Chapter

Use the following suggestions to create an additional lesson for Day Five.

1. Remind the children to take home page 44 to share what they are learning with their families.
2. Incorporate any unused BLMs from the week's chapter.
3. Consider the time of the liturgical year and use the appropriate Special Seasons and Lessons. SSLs begin on page T361.
4. Visit [www.christourlife.org](http://www.christourlife.org) to find additional activities for Extending the Chapter.

5. Use activities from *Enriching the Faith Experience*.
6. Guide the children in a prayerful discussion of Sunday's Scripture readings. Visit [www.christourlife.org](http://www.christourlife.org) for more information.

## Chapter 6 Enriching the Faith Experience

Use the following activities to enrich a lesson or to replace an activity with one that better meets the needs of your class.

1. Teach gestures for the Apostles' Creed.

- ✦ **I believe in God, the Father almighty,** [Look up; raise both arms upward.]
- ✦ **Creator of heaven and earth,** [Bring your arms down, making a circle with them as you do so.]
- ✦ **and in Jesus Christ, his only Son, our Lord,** [Lower your hands and bow your head.]
- ✦ **who was conceived by the Holy Spirit,** [Cross both your arms over your heart.]
- ✦ **born of the Virgin Mary,** [Form a cradle with both arms.]
- ✦ **suffered under Pontius Pilate, was crucified, died and was buried;** [Stretch your arms to the side to form a cross; lower your arms and bow your head.]
- ✦ **he descended into hell;** [Extend your arms to the front and bow until they nearly reach the floor.]
- ✦ **on the third day he rose again from the dead;** [Stretch your arms straight out in front with palms upward.]
- ✦ **he ascended into heaven,** [Lift your head; raise your arms above your head.]
- ✦ **and is seated at the right hand of God the Father almighty;** [Turn to the right; extend both arms and bow.]

- ✦ **from there he will come to judge the living and the dead.** [Take one step forward and stretch your arms to form a circle.]
- ✦ **I believe in the Holy Spirit,** [Cross your arms over your heart.]
- ✦ **the holy catholic Church,** [Form a steeple with both hands.]
- ✦ **the communion of saints,** [Join hands with a classmate.]
- ✦ **the forgiveness of sins,** [Face your neighbor. Make the Sign of the Cross with your hand.]
- ✦ **the resurrection of the body,** [Bring your hands on both sides of your head and then slowly let your arms fall to their lowest natural position.]
- ✦ **and life everlasting. Amen.** [Extend your arms to the side. Hold this position for the Amen.]

2. **BLM 14** Have the children work BLM 14 **Jesus' Promises to reveal Jesus' promises to us.**
  - ✦ When the children are finished, have a child read each message aloud. Comment:
  - ✦ **We have faith that Jesus will keep the promises he made to us. We grow in our faith every day since the day we were baptized.**
3. Let the children dramatize the Passover story. Choose volunteers to be Moses, Pharaoh, and the voice of God. The rest of the class may be Israelites. Ask for ideas of what

the characters might say in the following scenes. During the play the characters will ad-lib the dialogue.

- **Scene 1: God's Call of Moses**
- **Scene 2: Moses with Pharaoh**
- **Scene 3: Moses Gives Directions for the Passover**
- **Scene 4: Passover Night**

Each scene may conclude with a song or refrain. Let the class decide what songs would be appropriate endings for each scene.

4. Divide the children into groups. Let each group select one way to grow in faith and plan a skit for the class. After each presentation, have the class members tell what they think the children were trying to say.
5. Have the children draw cartoons illustrating situations from daily life in which two people react in opposite ways, one selfishly and the other like Christ.
6. Have one or two children pretend they are television news reporters interviewing the Israelites as they march out of Egypt. Ask a few children to take the parts of the Israelites being interviewed.
7. Have the children illustrate a scene from one of the events presented during the lessons.

8. Divide the class into groups. Have each group make a large map showing the journey of the Israelites from Egypt to the Promised Land. Then tell them to label the places and draw scenes of the important events. Each group should be ready to explain its map to the class.

9. **BLM 15** Guide the children in completing BLM 15 **Promises** to review the promises God made to the Israelites and to us.
- ◆ [First box] **Read to find out how God's promise to the Israelites was like God's promise to us.**
  - ◆ **What is it that makes us slaves? (sin) Print *sin* in the box under "Slavery in Egypt" and draw a picture of the Israelites in slavery.**
  - ◆ [Second box] **Read how the Israelites reached freedom from the Egyptians and how we are freed from sin. What word will you print? (Baptism) Draw a picture of the Israelites passing through the Red Sea.**
  - ◆ [Third box] **Read to find out how our journey on earth is like the journey of the Israelites through the desert.**
  - ◆ **What enemies do we face on our journey to heaven? (temptations) Print *temptations* under "Journey through the Desert" and draw a picture of the desert.**
  - ◆ [Last box] **Read about Canaan, the land at the end of the Israelites' journey, and heaven, the end of our journey.**
  - ◆ **God promised us heaven, but we must do something to reach it. What must we do? (trust and obey God) Print *heaven* under "Arrival in Canaan" and draw a picture of Canaan.**

10. Tell the story of Saint Paul Miki and the martyrs of Japan.

### Saint Paul Miki

Being a Christian has never been easy. At times Christians have been put in prison for believing in God. Many have died rather than give up their faith. We call those who die for believing in Jesus martyrs.

Several hundred years ago, 26 people were crucified on a hill, now called the Holy Mountain, near Nagasaki in Japan. Among them were priests, religious brothers, women, men, and even three young boys. They died for believing in Jesus and his Church.

Paul Miki, a Japanese Jesuit brother, was one of them. He had preached the Gospel in Japan when Catholics began to be attacked. Paul and his companions were arrested and condemned to be crucified. Paul showed his great faith while hanging on the cross. He said that he was dying for the Gospel he preached. Since his religion had taught him to forgive his enemies, he gladly forgave the emperor and all those who put him to death. He encouraged those who were dying with him to be brave. Before he died, he even begged those who crucified him to be baptized and become Christians so that they could be saved.

God rewarded Saint Paul Miki and the other martyrs who suffered and died in Jesus' name. They are now happy with God in heaven.

### Apostles' Creed

I believe in God,  
the Father almighty,  
Creator of heaven and earth,  
and in Jesus Christ, his only Son, our Lord,  
who was conceived by the Holy Spirit,  
born of the Virgin Mary,  
suffered under Pontius Pilate,  
was crucified, died and was buried;  
he descended into hell;  
on the third day he rose again from the dead;  
he ascended into heaven,  
and is seated at the right hand of God the Father almighty,  
from there he will come to judge the living and the dead.

I believe in the Holy Spirit,  
the holy catholic Church,  
the communion of saints,  
the forgiveness of sins,  
the resurrection of the body,  
and life everlasting. Amen.

Love God



Obey God

