

Contents

Acknowledgments	2
Welcome to Faith First!	5–16
• The Spiral Learning Method • Features of the Student Book • Building Religious Literacy	
• Features of the Catechist Guide • Teaching Has Never Been Easier • <i>Faith First</i> Supplements	
• Junior High • FaithFirst.com	
Catechist Workshop	17–34
• QuickStart for Catechists: An Interactive Workshop on the Catechetical Ministry • What Is a Catechist? • What Is My Task? • Teaching Others to Pray • The Faith First Approach • Scope and Sequence • Who Are My Fourth Graders? • How Do Children Learn? • What Is a Good Climate for Catechesis? • Resource Bibliography	
Unit 1—We Believe	44
Chapter 1 <i>I Will Be Your God</i>	46
Chapter 2 <i>God's Word to Us</i>	58
Chapter 3 <i>Listening to God: A Scripture Story</i>	70
Chapter 4 <i>Our Father in Heaven</i>	82
Chapter 5 <i>The Promise of Isaiah: A Scripture Story</i>	94
Chapter 6 <i>Jesus Christ, the Son of God</i>	106
Chapter 7 <i>The Death and Resurrection of Jesus</i>	118
Chapter 8 <i>Receive the Holy Spirit</i>	130
Chapter 9 <i>The Good Shepherd: A Scripture Story</i>	142
Chapter 10 <i>The People of God</i>	154
Unit 2—We Worship	168
Chapter 11 <i>Celebrating God's Love for Us</i>	170
Chapter 12 <i>Sharing in Christ's Life and Work</i>	182
Chapter 13 <i>Jesus Feeds the People: A Scripture Story</i>	194
Chapter 14 <i>Jesus' Work of Healing</i>	206
Chapter 15 <i>Jesus Heals a Young Girl: A Scripture Story</i>	218
Chapter 16 <i>Signs of God's Love</i>	230
Unit 3—We Live	244
Chapter 17 <i>Created in God's Image</i>	246
Chapter 18 <i>The Beatitudes</i>	258
Chapter 19 <i>Living a Holy Life</i>	270
Chapter 20 <i>Living God's Covenant: A Scripture Story</i>	282
Chapter 21 <i>Love God with All Your Heart</i>	294
Chapter 22 <i>Love Your Neighbor as Yourself</i>	306
Chapter 23 <i>Love One Another as I Have Loved You</i>	318
Unit 4—We Pray	332
Chapter 24 <i>People of Prayer</i>	334
Chapter 25 <i>We Pray in Many Ways</i>	346
Chapter 26 <i>Lord, Teach Us to Pray: A Scripture Story</i>	358
We Celebrate	372
The Liturgical Year/Ordinary Time	374
The Season of Advent	378
The Season of Christmas	388
The Season of Lent	394
Holy Week	406
The Season of Easter	416
Saints for All Seasons	432
Catholic Prayers and Practices	433
Glossary	447
Index	452
Credits	454
Footnotes	456


Unit 2 Opener

The unit opener pages are designed to assess, through a variety of questioning techniques, the children's prior knowledge about the key faith concepts presented in the unit. Processing these pages should not take more than ten or fifteen minutes.

USING ILLUSTRATIONS

The first page of the unit opener contains pictures that illustrate some of the important concepts in the unit. Pictures help stimulate the religious imagination of the children.

- Invite the children to look at and think about the pictures.
- Have the children describe what each picture says to them.
- Invite the children to share a response to the concluding question.



What signs of God's love do these pictures show?

95



Teaching Tip

Sensitivity to Diversity. The faith life of the families of the children in your group, more than likely, is quite diverse. Some families may participate in the liturgy and the life of the Church on a very regular basis; others may participate mostly on special occasions, such as the Baptism of children, the marriage of family members, and so on. Be aware of this diversity as you call for a sharing of the children's faith experiences. Try to provide clear clues that will help the children respond to the questions.

FAMILY CONNECTION

Encourage the children to share the unit review pages with their families. This provides an excellent opportunity to involve the families in the faith formation of their children.

Getting Ready

What I Have Learned

What is something you already know about these three faith terms?

The liturgy

Responses will vary.

The Paschal Mystery

Responses will vary.

The Sacraments at the Service of Communion

Responses will vary.

Words to Know

Put an X next to the faith terms you know. Put a ? next to faith terms you need to know more about.

Responses will vary.

Faith Vocabulary

- ☐ liturgy
- ☐ manna
- ☐ Sacraments of Healing
- ☐ Sacraments at the Service of Communion
- ☐ holiness
- ☐ Exodus
- ☐ Paschal Mystery

96

Questions I Have

What questions would you like to ask about the Sacraments of Healing?

Responses will vary.

A Scripture Story



Jesus healing a young girl

Why did Jesus heal the young girl?

Jesus healed the young girl to show us God's love. Affirm other appropriate responses.

GETTING READY

The "Getting Ready" page engages the children in sharing prior knowledge and aids you in planning your lessons to meet the needs of the children.

What I Have Learned

This section asks the children to share something they already know about the liturgy and the sacraments of the Church. Read to the children the faith terms and ask volunteers to share ideas they know about each term.

Words to Know

This section is a quick assessment of the children's familiarity with some of the faith vocabulary they will be learning. Read each faith term to the group and have them put a check next to the terms they need to learn more about. At the end of this unit the children will be asked to return to this page and once again share their understanding of these faith vocabulary terms.

Questions I Have

This section provides an opportunity for the children to ask questions that they have about the Sacraments of Healing. Write their questions on a chart. As you work through the unit always refer back to the chart and ask volunteers to answer the questions. This affirms for the children what they are learning about their faith.

A Scripture Story

This section uses the Gospel story of Jesus healing Jairus' daughter to introduce Scripture used in this unit. Have the children look at the picture and answer the question. Their responses will help you become more aware of their knowledge of Scripture.

(Student Page 96) (169)

Literature Connection

Books Supporting Sacramental Themes. Fourth graders may enjoy recalling the familiar children's book, *The Tortilla Factory*, by Gary Paulsen (Scholastic, New York, 2003). Read the short prose poem to the children celebrating the cycle of life represented in the description of the work of making tortillas. Challenge the children to compare and contrast the themes in the book with the themes of Eucharist.

The Scripture story of the healing of Jairus' daughter may raise questions about the problem of suffering, especially the illness and suffering of children. Children will find wisdom in the reflections of Father Tom Hartmann and Rabbi Marc Gellman in their book for young people *And God Cried, Too: A Kids' Book of Healing and Hope* (Harper Trophy, 2002).

Celebrating God's Love for Us

Background

Celebrating Life in Christ

The Church's liturgy celebrates our life in Christ and with one another as the People of God. The assembly gathered for liturgy is unlike any other human association that gathers together.

For it is the liturgy through which, especially in the divine sacrifice of the Eucharist, "the work of our redemption is accomplished," and it is through the liturgy, especially, that the faithful are enabled to express in their lives and manifest to others the mystery of Christ and the real nature of the true Church.

*CONSTITUTION ON THE SACRED LITURGY
(SACROSANCTUM CONCILIUM) 2*

The liturgy is the work of the whole Church, the whole People of God. The People of God, the household of the Church, participate in the work of the Lord as we celebrate the work of the Church, the liturgy. At the same time, Christ continues his work as Redeemer and High Priest through the liturgy. Joined to Christ we give praise and thanksgiving to God the Father through the power of the Holy Spirit. We adore God

the Father as the source of all the blessings of creation and salvation that he has given us through his Son. We bless God for the gift of the Holy Spirit through whose power we are able to address God as Abba, Father.



The Work of the Church

In the Church's liturgy, we participate "in Christ's own prayer addressed to the Father in the Holy Spirit" (*Catechism of the Catholic Church* 1073). As the Church prays, Jesus' voice and ours are one as we lift up our prayers to the Father. When we celebrate the liturgy, we bring our lives and

priorities into alignment with Christ's. We do the work that we have been created to do: we respond in faith and love to the blessings the Father has bestowed upon us in and through Christ.

The liturgy is the wellspring of the Christian life. In Baptism we are reborn to new life in Christ. In the other sacraments that new life is nourished and, when needed, healed. Liturgy nourishes our life in Christ and makes the Church visible, engaging the faithful in the life and work of the Church community throughout the world. Through our participation in the liturgy, the Holy Spirit gifts and strengthens us to take part in the mission of the Church. The liturgy continually unites the People of God as we join our voices and our lives to Christ. We are drawn ever deeper into the mystery of and work of the Trinity.

For Reflection

How does the celebration of the liturgy deepen my communion with God the Father, Son, and Holy Spirit?

How well is my life of prayer rooted in the principle that all prayer flows from and toward the liturgy?

Catechist to Catechist

The Liturgy, the Work of the Faithful

The liturgy is the work, or activity, of the whole Church. This is an important concept for young people to appreciate since the Church clearly teaches that “all the faithful should be led to that full, conscious, and active participation in liturgical celebrations which is demanded by the very nature of the liturgy” (*Constitution on the Sacred Liturgy* 14). The word *all* means “all” and includes young people as well as adults. The children need to understand this and not see the liturgy solely as the work of the priest and other ministers.

Encouraging Participation

Help the children see that the liturgy is a community activity, or the work of the whole Church.

Perhaps list the names of all the participants in the celebration of the Mass, including the worshipping assembly, priest and deacon, ministers of the word, extraordinary ministers of Holy Communion, song leader, organist, choir, altar servers, and greeters. Point out the importance of the role of each of the people on the list. Detail all the ways the assembly participates and relate those roles to the children's participation. Emphasize their membership in the Church.



The Church Teaches . . .

The Constitution on the Sacred Liturgy teaches:

Holy Mother Church believes that it is for her to celebrate the saving work of her divine Spouse in a sacred commemoration on certain days throughout the course of the year. Once each week, on the day which she has called the Lord's Day, she keeps the memory of the Lord's Resurrection. In the course of the year, moreover, she unfolds the whole mystery of Christ. SC 102

That is why *Faith First* emphasizes the liturgical year through seasonal lessons and celebrations.

See the Catechism . . .

For more on the teachings of the Catholic Church on the liturgy, see *Catechism of the Catholic Church* 1076–1109, 1136–1186, and 1200–1206.

CATECHIST PRAYER

Holy Spirit, who guides the Church, help me bring my whole self—the senses of my body, the thoughts of my mind, the longing of my heart, the goodness of my soul—to my work of praise. Amen.

Footnote references for these two pages may be found on p. 456.

LESSON PLANNER

Focus

To discover what the Church celebrates during the liturgy

Engage

Page 97

Focus

To assess what the children know about celebrating the liturgy

Teach and Apply

Pages 98–100

Focus

To discover how the liturgy of the Church celebrates and shares in God's work

Connect

Pages 101–102

Focus

To describe how the Church thanks and blesses God

Opening Prayer

Discussion

What are some ways you work together with others?

Presentation

Read, discuss, and summarize content.

Scripture

Psalm 111:1, 2

Psalm 66:3,4

Activities

- Describe several blessings you and your family enjoy.
- Proclaim the good news of salvation to someone else.
- Color the art next to your favorite time of the liturgical year.

Faith-Filled People

Saint John, Apostle and Evangelist

Our Church Makes a Difference

Explain the meaning of the celebration of Las Posadas.

Our Catholic Identity

The Angelus

What Difference Does Faith Make?

Activity

Create a prayer to thank God for the gift of his love.

Faith Choice

Pray your prayer at least once a day.

We Pray

Page 103

Prayer Form

Prayer of praise

Prayer

Choose a leader. Introduce the prayer, and then pray together the acclamation that concludes the Preface at Mass.

We Remember

Review

- Complete the true or false activity.
- Read the "To Help You Remember" statements aloud.

Preview

Highlight features of the "With My Family" page.

Materials

- index cards
- pencils and paper
- crayons or markers

Enrichment Activities

Blackline Masters

Additional Activities booklet:

Chapter 11

Match terms and definitions

Plan a liturgical prayer service

Assessment Tools booklet:

Chapter 11 Test

Enriching the Lesson (GC page 181)

Making Seasonal Banners

Word Games

Working Together

Music Connection (GC page 181)

www.FaithFirst.com



We update the *Faith First* Web site weekly. Check each week for new content and features. Here are some places to begin:

Catechists and Teachers

- Current Events
- Chapter Downloads
- Catechist Prayers

Faith First for Families

- Bible Alive
- Saints
- Make a Difference

Kids Only Club

- *Faith First* Activities
- Chapter Reviews
- Games

Don't Forget! You can make lesson planning a breeze—check out the **Online Lesson Planner**.

Celebrating God's Love for Us



We Pray

Give praise to the
LORD God.
Great are his works.

BASED ON PSALM 111:1, 2

**Father, all life, all
holiness comes from
you through your
Son, Jesus Christ,
by the working
of the Holy Spirit.
Amen.**

*What are some ways
you work together with
others?*

Families work together
at home. Students and
teachers work together.
Members of the Church
work together too.
Celebrating the liturgy
is one of the important
works of the Church.

*What are some of the
ways you take part in
the liturgy?*

The blessing of the
water used in Baptism
at the Easter Vigil

97

Engage

PRAY

- Divide the class into two groups. Ask one group to pray the verses based on Psalm 111:1, 2 and the other group to pray the opening prayer.
- Pray together and close with the Sign of the Cross.

DISCOVER

- **Purpose:** To assess to what extent the children participate in the liturgy
- Ask the children to name some ways they work together at school or at home.
- Read aloud the opening paragraph.
- Invite the children to think of the ways they take part in the liturgy together.



Liturgy Tip

Liturgical Gestures. Talk about the liturgical gestures the children see at Mass. Mention bowing, sitting, kneeling, genuflecting, raising hands in prayer, and blessing. Explain that these gestures help us give thanks and praise with our whole bodies.

Teach

FOCUS

Tell the children they are going to learn more about the liturgy of the Catholic Church.

DISCOVER

- Invite the children to silently read "The Liturgy of the Church." Ask them to circle the word *liturgy* and to underline any form of the word *blessing* each time they read it.
- Discuss with the children the many blessings we receive in the liturgy.

Apply

REINFORCE

- Using the last paragraph, make statements about the role of the priest and the entire worshipping community in the liturgy. Ask the children to stand if the statement is true and remain seated if it is false.
- Read the definition of *liturgy* in "Faith Vocabulary" and have the children make a word card for it.

INTEGRATE

- Invite the children to share the many blessings they and their families enjoy.
- Have the children take a moment and thank God for these blessings.

Blessing and Thanking God

Faith Focus

Why does the Church gather to celebrate the liturgy?

Faith Vocabulary

Liturgy. The work of the Church, the Body of Christ, of worshipping God.

Paschal Mystery. The mystery of Jesus' passing over from suffering and death to new and glorious life; Christ's work of salvation accomplished by his Passion, death, Resurrection, and Ascension.

The Liturgy of the Church

When the Church gathers to celebrate the **liturgy**, it is doing an important work. The word *liturgy* means "a public work," or "work of the people." The liturgy is the work of the Church, the Body of Christ.

The liturgy is also the work of God the Holy Trinity. God the Father blesses us with the gift of the Son. Jesus the Son of God blesses us with his Body and Blood. God the Holy Spirit blesses us with the gift of God's own life and love.

The priest leads the community of the Church gathered to worship God in the celebration of the liturgy. The priest acts together with and in the name and person of Christ, the Head of the Church. In the liturgy, the Catholic community gathers with Jesus Christ both to receive God's blessings and to bless and give thanks to the Father through the power of the Holy Spirit. The Church prays,

"How wonderful are you,


LORD God.

Everyone on earth worships you
and sings praises to you."

BASED ON PSALM 66:3, 4

Tell about several blessings you and your family enjoy.

Responses will vary.



Praying the Eucharistic Prayer at Mass

FAITH
FOCUS

Faith Vocabulary

Liturgy. The Greek roots of the word *liturgy* mean "the work or action of the people." In ancient Greece, *liturgy* designated a public service or ritual. The liturgy of the Church is "the work of the whole Church, of Christ the Head of the Church and all the members of the Body of Christ" (see *Catechism of the Catholic Church* 1140). Most of the children are aware of the ministry of the priest at Mass. They may not be aware of the many other people who assist the priest and the worshipping assembly at Mass. Review with the children the roles and functions of these liturgical ministers: deacons, lectors (readers), extraordinary ministers of Holy Communion, altar servers, and song leaders and musicians.

Celebrating God's Work

The liturgy of the Church centers around the Eucharist and the other sacraments. Through the celebration of the liturgy, we become sharers in the saving work of Jesus Christ and in the life of God. We remember and celebrate and share in God's work among us today.

The Church joins with Jesus to celebrate the liturgy. We remember and share in the Paschal Mystery. The Paschal Mystery is the name we give to the good news of God's saving all people in Jesus. It is Christ's work of salvation accomplished by his Passion, death, Resurrection, and Ascension.

Describe what you can do to proclaim the good news of salvation to someone else.

Faith-Filled People

John the Apostle

Saint John was the youngest of the Apostles chosen by Jesus. Jesus gave John and James, who was also an Apostle, the nickname "sons of thunder." John stood by the cross with Mary during the suffering and death of Jesus. The Church celebrates his feast day on December 27.

Proclaiming the Good News of Salvation

Responses will vary.
Affirm appropriate responses.



99



Background: Faith-Filled People

Saint John, Apostle and Evangelist. Saint John the Evangelist is the author of the Fourth Gospel, which focuses on the glory and divinity of Jesus. John was a fisherman and the brother of James; both were among the first disciples to be called by Jesus to follow him (Matthew 4:21). John, Peter, and James witnessed the Transfiguration of Jesus (Luke 9: 28–36). Christians honor Saint John the Evangelist as the "beloved disciple" based on the account of the Crucifixion in John 19:26. Look up Matthew 20:20–28 and Luke 9:51–54 to learn more about Saint John.

FOCUS

Remind the children that the liturgy is the Church's work of worshipping God. Tell the children they will now learn more about what the liturgy celebrates.

DISCOVER

- Call on volunteers to read aloud "Celebrating God's Work" to discover what we remember and celebrate at the liturgy.
- Write the word *liturgy* on the board. Ask volunteers to write on the board some of things that happen at the liturgy.

Apply

REINFORCE

- Have a volunteer read aloud "Faith-Filled People." Remind the children of Saint John's presence at the death of Jesus.
- Read the definition for *Paschal Mystery* in "Faith Vocabulary." Invite the children to make a word card for it.
- Ask the children what the white cloth draped over the cross in the photo represents. **The cloth left by Jesus at the tomb after his Resurrection.**

INTEGRATE

Explain the directions for the activity "Proclaiming the Good News of Salvation" and have the children complete the activity.

Teach

FOCUS

Remind the children that at every liturgy, the Church celebrates and shares in the Paschal Mystery. Share with the children that our Church celebrates the liturgy every day and in every season of the year.

DISCOVER

- Draw a large circle on the board labeled *The Liturgical Year*. Label the "12:00 position" on the chart as Advent.
- Ask six volunteers each to read aloud one of the paragraphs about a liturgical season. Ask others to come up and correctly label the circle with the name of the season that was read aloud.
- Point out that there are two places where Ordinary Time occurs in the liturgical year: between Christmas and Lent and between Easter and Advent.

Apply

REINFORCE

Ask volunteers to review with you what each season celebrates.

INTEGRATE

Invite each child to color the art of their favorite season and share why it is a favorite time.

The Liturgical Year

The Church celebrates the liturgy every day of the year. This is called the liturgical year. The liturgical year is made up of feasts and seasons that celebrate God's great plan of saving love in Christ. These are the seasons of the liturgical year.




Advent. We wait and prepare for the coming of Jesus. We prepare for our celebration of Christ's first coming and await his second coming at the end of time.

Christmas. We celebrate the birth of Jesus Christ, the Savior of all people whom God promised to send.



Lent. We prepare for Easter. Lent is a time to prepare to welcome new members into the Church and to renew our own baptismal promises.



Triduum. The word *triduum* means "three days." The Triduum is the center of the liturgical year. It is our three-day celebration on Holy Thursday, Good Friday, and the Easter Vigil/Easter Sunday of the Paschal Mystery of Jesus.



Color the art next to your favorite time of the liturgical year. Tell why it is your favorite time.

Easter. For fifty days, from Easter Sunday to Pentecost, we celebrate that Christ is risen and will come again.

Ordinary Time. The remaining weeks of the liturgical year are called Ordinary Time. We listen and respond to God's word. We grow in love for God and others.



Responses will vary.

100



Background: Liturgy

Seasonal Observances. Spend some time today talking with the children about how the Church celebrates each liturgical season. Recall the Advent wreath we light during Advent. Many parishes display the manger scene at Christmas. During Lent most parish churches drape the crucifix with a purple strip of material. Easter is a very special time. Parishes have Easter lilies, white banners with gold letters, the Easter candle, the white cloth draped over the crucifix, and triumphant music with lots of "Alleluias." During Ordinary Time there are flowers and banners and songs about following Jesus. Discuss with the children the importance of each liturgical season and the sights and sounds associated with each of the seasons.


Our Church Makes a Difference

Las Posadas

The people in Mexico celebrate Las Posadas each year during Advent. Las Posadas takes place during the eight days before Christmas. Celebrating Las Posadas helps the people get ready to celebrate the liturgy on Christmas.

Las Posadas acts out Mary and Joseph's looking for a place to stay in Bethlehem. In Mexico the people carry candles and walk in procession through the streets. Two people represent Mary and Joseph and sometimes ride on a donkey. They stop at homes and ask for a place to stay. They are turned away until a family finally welcomes them into their home.

Las Posadas reminds us that we always need to be ready to open our hearts to God's love. It is a wonderful, joyful celebration that shares with everyone the good news of God's love.



Our Catholic Identity

The Angelus

Some Catholic churches ring their church bells at 6:00 A.M., at 12:00 noon, and at 6:00 P.M. When they do, they are following the tradition of the Angelus. The ringing of the bells calls us to pray during the day. When we pray the Angelus, we thank and praise God for Jesus Christ, the Savior of the world.

What Christmas tradition does your family enjoy?

Responses will vary.

101

Connect

HIGHLIGHT

Remind the children that people all over the world celebrate the liturgical seasons in a variety of ways. Tell them they are going to learn about the *Las Posadas* tradition of Mexico.

DISCOVER

- Read aloud or paraphrase “Las Posadas” for the children. Have members of the class act out the story as you tell it. More children can be involved by having them act as households who tell the Holy Family there is no room for them to stay in their home.
- Ask the children to share the point of *Las Posadas*. **Reminds us to be ready to open our hearts to God's love.**
- Remind the children of another tradition of the Church by reading “Our Catholic Identity” about the Angelus.

INTEGRATE

Invite the children to share their favorite family Christmas traditions.



Background: Liturgy

Liturgy of the Hours. Here is some information about the Liturgy of the Hours that you can share with the children: After Jesus ascended to his Father, his disciples met to pray together. As the years passed, the Church began to pray many Psalms several times a day. This practice developed and became known eventually as the Liturgy of the Hours. But working people did not have time to pray for long hours. So monks, priests, and nuns prayed the Liturgy of the Hours. They prayed eight times a day. Recently, the Church revised the Liturgy of the Hours and has encouraged all the members of the Church to pray it, at least in part, every day.

Connect

HIGHLIGHT

Point out to the children that it is important to take time every day to open their hearts to God's love.

RESPOND

- Discuss ways that we gather to thank and bless God.
- Explain the directions to the activity "Thank You, God."

CHOOSE

- Ask a volunteer to read aloud "My Faith Choice."
- Encourage the children to put their decisions into practice.

What Difference Does Faith Make in My Life?

Each day God shares his love with you. It is good to take the time to open your heart to God's love. Thank and bless God every day for his love.

Describe one way that you have come to know God's love. Create a prayer to thank God. Pray your prayer.

Thank You, God

Responses will vary.

Affirm appropriate responses.

My Faith Choice

This week I will thank God for his love for me. I will pray the prayer that I have written at least once a day.

102

REINFORCE

Ask volunteers to review with you what each child created.

INTEGRATE

Invite each child to color the art of their favorite season and share why it is a favorite time.



Teaching Tip

Blessings. Asking God's blessing on your children is a great reminder that he makes his love known to each of us in many ways. At the end of class, take the time to stand at the door and sign each child's forehead with a cross as you say, "May God bless and keep you."

We Pray

Holy, Holy, Holy Lord

God is the source of all our blessings. At Mass we begin our prayer of thanks, the Eucharistic Prayer, to God by praying this acclamation. An acclamation is a prayer that honors God.

Leader: Jesus suffered and died and was raised from the dead. Let us join with the angels and saints to give glory and thanks to God for the gift of Jesus, the Savior of the world.

All: Holy, Holy, Holy Lord, God of hosts.
Heaven and earth are full of your glory.
Hosanna in the highest.
Blessed is he who comes in the name of the Lord.
Hosanna in the highest.

FROM PREFACE, ROMAN MISSAL

We Remember

Write T next to the true statements. Write F next to the false statements. Make the false statements true.

- T 1. The liturgy is the Church's work of worshiping God.
- T 2. The liturgy is the work of the Holy Trinity. *Passion, death,*
- F 3. The Paschal Mystery is the birth of Jesus. *Resurrection, and Ascension*
- F 4. *Advent* is the center of the liturgical year. *The Easter Triduum*
- T 5. Lent is a time to prepare to welcome new members into the Church.

To Help You Remember

1. The Church gathers for liturgy, the work of worshiping God.
2. In the liturgy we are made sharers in the Paschal Mystery of Jesus Christ.
3. The Church celebrates and shares in God's plan of salvation all year long.

Grade 4 • Chapter 11 105

Teaching Tip

True or False. Some children will complete the true or false activity quickly. You might suggest that they underline the word or words that make the sentences false and write the sentence correctly. You might also have them make up their own true or false sentences based on what they have learned in this chapter.

Pray

WE PRAY

- Tell the children that today they are going to praise God in song. Rehearse with the children the music for "Holy, Holy, Holy" that is usually sung in your parish. Your DRE may have a CD that includes this version.
- Remind the children that this hymn is an acclamation, a prayer that honors God.
- Gather the children in the prayer center. Invite them to raise their hands and arms in praise and sing together.

Review

WE REMEMBER

- Review the key concepts by inviting the children to state three important ideas they will remember from this chapter and compare them with the "To Help You Remember" statements.
- Allow the children time to complete the true or false activity and then quickly check their work.

At Home

ENCOURAGE

Have the children carefully tear out pages 103 and 104 along the perforation. Encourage the children to share the pages with their families and to do the activities together. If they did not complete the review activity on page 103 by the end of the session, emphasize that they can complete it with their families.

VISIT FAITHFIRST.COM

- Share with the children the many activities on the *Faith First* Web site.
- Encourage the children to visit www.FaithFirst.com.

11 With My Family

This Week . . .

In chapter 11, "Celebrating God's Love for Us," your child learned that the liturgy is the Church's work of worshipping God. The liturgy of the Church centers around the Eucharist and the other sacraments. In the liturgy the members of the Church gather with Christ, the Head of the Church, to remember and share in the Paschal Mystery of Christ. The Paschal Mystery of Christ is his saving Passion, death, Resurrection, and Ascension. The Church gathers to receive God's blessing and to bless and give thanks to the Father. What Jesus did while he was on earth is made present here and now. We join with Christ all year long and share in his work of salvation. We call the Church's year of worship the liturgical year.

For more on the teachings of the Catholic Church on the liturgy, see Catechism of the Catholic Church paragraph numbers 1076-1109, 1136-1186, and 1200-1206.



Sharing God's Word

Read together Psalm 66:1-4. Emphasize that the word *liturgy* means "work of the people." The liturgy is the Church's work of worshipping God.

Praying

In this chapter your child prayed an acclamation. An acclamation is a prayer that honors God. Read and pray together the acclamation on page 103.

Making a Difference

Choose one of the following activities to do as a family or design a similar activity of your own.

- After your family participates in Mass this weekend, name all the people who assisted the priest, for example, the deacon, the readers, and the extraordinary ministers of Holy Communion. Then talk about the many ways that the assembly takes part in Mass.
- The word *eucharist* means "thanksgiving." Talk about how your family gives thanks to God.
- Invite each family member to share which of the liturgical seasons is their favorite. Ask each person to explain their answer.

For more ideas on ways your family can live your faith, visit the "Faith First for Families" page at www.FaithFirst.com. Click on "Contemporary Issues" this week to find an article on an especially interesting topic.



104

Evaluate

Take a few moments to evaluate this week's lesson. I feel (circle one) about this week's lesson.

- a. very pleased
- b. OK
- c. disappointed

The activity the children enjoyed most was . . .

The concept that was most difficult to teach was . . .

because . . .

Something I would like to do differently is . . .

Before Moving On . . .

As you finish today's lesson, reflect on the following question before moving on to the next chapter.

How can I affirm the wonderful gift of a sense of humor that I observe in some of the children?

ENRICHING THE LESSON

Making Seasonal Banners

Purpose

To reinforce the seasons of the liturgical year (taught on page 100)

Directions

Have the children think about the colors, the music, the words, the stories, the decorations, and the objects of their favorite liturgical season.

- In small groups have them design altar cloths for the principal liturgical seasons.
- Have them include symbols appropriate for that season. The images on page 100 could give them ideas.
- Provide each group with a piece of cloth in the appropriate color and small pieces of felt and other fabric from which to cut shapes and letters to glue on the cloth.
- Display their work.

Materials

different pieces of colored cloth
pieces of colored felt or fabric
scissors and glue
construction paper
crayons and markers

Developing Word Games

Purpose

To reinforce the faith vocabulary of the children (taught in all previous chapters)

Directions

- In partners, have the children develop vocabulary games using the word cards from all eleven chapters.
- They can choose from among crossword puzzles, word searches, matching activities, and codes. All will help the children reinforce the vocabulary they have learned.

- When doing a word search, make sure they add a direction to use the words in a sentence. This will reinforce their understanding of the meaning of the words as well as their word recognition skills.
- Have the children exchange and complete the activities.

Materials

blank paper
pens and pencils

Role Play: Greeters at Mass

Purpose

To reinforce the concept of liturgy (taught on page 98)

Directions

- Discuss with the children the roles of the liturgical ministers they see at Mass.
- In small groups have the children role play the role of greeters.
- Allow time for the children to present their role plays.
- Have the children ask their families to sign up as greeters or to bring up the gifts.

Materials

none



Music Connection

- "Glory and Praise to Our God," D. Schutte. *Rise Up and Sing (RUS) #249.*
- "Blessed Be the Lord, My Rock," L. Theiss. *RUS #264.*
- "God's Love Is Eternal," P. Tate. *Voices As One (VAO) #29.*
- "Only in God," J. M. Talbot. *VAO #71.*