

# CONTENTS

## ABOUT CALL TO FAITH

Opening Prayer . . . . .	iv
Program Philosophy . . . . .	v
Sources of Catholic Wisdom . . . . .	v–vi
Catechetical Approaches . . . . .	vii–viii
Generations of Faith and Call to Faith . . . . .	ix
Catechetical Process . . . . .	x
Program Scope and Sequence . . . . .	xi–xv
People of Faith . . . . .	xvi
Prayer and Worship . . . . .	xvii
Know the Child . . . . .	xviii
Catholic Social Teachings . . . . .	xix
Multiple Intelligences . . . . .	xx
Reaching All Learners . . . . .	xxi
Sustaining Your Spirit . . . . .	xxii
Planning the Year . . . . .	xxiii
Program Components . . . . .	xxiv–xxv
Student Edition TOCs . . . . .	xxvi–xxvii

## STUDENT LESSONS

Opening Chapter . . . . .	1A
Seasonal Lessons and Celebrations . . . . .	6A
Core Lessons . . . . .	24
Catholic Source Book . . . . .	276A

ANSWER KEYS . . . . .	A1
-----------------------	----

# Grade 1 Contents

## SEASONAL LESSONS & CELEBRATIONS ..... 6



<b>UNIT 1 REVELATION</b> .....	<b>24</b>
Chapter 1: God Made You! .....	<b>25</b>
Chapter 2: God's Gifts .....	<b>35</b>
Chapter 3: Care for Creation .....	<b>45</b>
<b>Faith in Action!</b> .....	<b>55</b>



<b>UNIT 2 TRINITY</b> .....	<b>60</b>
Chapter 4: The Trinity .....	<b>61</b>
Chapter 5: The Holy Family .....	<b>71</b>
Chapter 6: Jesus the Storyteller .....	<b>81</b>
<b>Faith in Action!</b> .....	<b>91</b>



<b>UNIT 3 JESUS CHRIST</b> .....	<b>96</b>
Chapter 7: Jesus Heals .....	<b>97</b>
Chapter 8: Jesus Teaches Love .....	<b>107</b>
Chapter 9: Pray to God .....	<b>117</b>
<b>Faith in Action!</b> .....	<b>127</b>



<b>UNIT 4 THE CHURCH</b> .....	<b>132</b>
Chapter 10: Say "Yes" to God .....	<b>133</b>
Chapter 11: The Holy Spirit .....	<b>143</b>
Chapter 12: Holy People .....	<b>153</b>
<b>Faith in Action!</b> .....	<b>163</b>



<b>UNIT 5 MORALITY</b> .....	<b>168</b>
Chapter 13: Love and Serve .....	<b>169</b>
Chapter 14: Making Choices .....	<b>179</b>
Chapter 15: Say "I'm Sorry" .....	<b>189</b>
<b>Faith in Action!</b> .....	<b>199</b>



<b>UNIT 6 SACRAMENTS</b> .....	<b>204</b>
Chapter 16: Jesus the Savior .....	<b>205</b>
Chapter 17: Sacraments .....	<b>215</b>
Chapter 18: Baptism .....	<b>225</b>
<b>Faith in Action!</b> .....	<b>235</b>



<b>UNIT 7 KINGDOM OF GOD</b> .....	<b>240</b>
Chapter 19: The Mass .....	<b>241</b>
Chapter 20: Life with God .....	<b>251</b>
Chapter 21: God's Kingdom .....	<b>261</b>
<b>Faith in Action!</b> .....	<b>271</b>

<b>CATHOLIC SOURCE BOOK</b> .....	<b>276</b>
-----------------------------------	------------



## Unit 2 Trinity

### In this unit you will...

learn that the Holy Trinity is one in three Persons: Father, Son, and Holy Spirit. God the Father loves us like a dad. Jesus is the second Person of the Trinity. The Holy Spirit helps us know Jesus and love the Father. Jesus grew up in a family of love with Mary and Joseph. Jesus helped people get to know what God is like.



### Faith in Action!

Catholic Social Teaching Principle:  
Life and Dignity of the Human Person

60

## UNIT 2 OPENER

### Preview Unit Theme

Tell children that Unit 2 is about the Trinity.

- Read aloud the text on page 60 of the student edition. Tell children they will learn more about these things in the next three chapters.
- Ask children how they think Jesus helps people get to know God the Father better.
- Invite volunteers to share what they know or have heard about the Holy Spirit.
- Explain to children that Catholic social teaching calls us to see God in all people we meet.



## Overview

## The Trinity

## CHAPTER BACKGROUND

## Faith Focus

- The Holy Trinity is God the Father, God the Son, and God the Holy Spirit. (CCC 232–234, 238, 240–244)
- Jesus is the Son of God, who reveals the Father and his love to humans. (CCC 423, 458–459, 516)

## Catechism Connection

The *Catechism* affirms that the mystery of the Trinity “is the central mystery of the Christian faith.” (CCC 261–262)

## GDC Link

The *Directory* teaches that catechesis attends to the innermost being of God, who is revealed to be a Trinity of Persons. The Holy Trinity in turn shows that human communion is a reflection of the nature of God. (GDC 100)



*Do you not believe that I am in the Father and the Father is in me? The words that I speak to you I do not speak on my own. The Father who dwells in me is doing his works.*

John 14:10


## God the Father

The fatherhood of God is a theme found throughout Scripture. From an early date, the Israelites conceived of their God as the Father of his chosen people, and of themselves as his first-born son. (See *Exodus* 4:22.) Jesus invited his disciples to address God as “Abba,” the affectionate Aramaic word for “father.” Saint Paul describes how Christians have received a “spirit of adoption” that inspires them to call God by this name. (See *Romans* 8:15.)

## Father and Son

Through his mother, Jesus Christ belonged to the human family. However, he was God’s Son in a unique and privileged sense. He was and is the true and perfect image of his heavenly Father. The works of charity, compassion, and self-sacrifice that he performed on earth were the works of the Father who dwelt in him. For this reason, the life and death of Jesus are the supreme revelation of the Father’s love for humanity. Jesus Christ, God’s Incarnate Son, revealed the Father’s true nature to humans in a way that no mere prophet or teacher, however wise and good, could have done. Jesus came bearing God the Father’s love, and he challenges his Church to share this divine love with others.

**Reflect** How can you be God’s loving arms for others?



## TEACHING CHAPTER 4

### The Experience of Love

Jesus shows us that God the Father loves unconditionally and forgives mercifully.

- Families are central to the life of first graders, so the image of God as a loving parent is one to which many children can easily connect. Today's children, however, have had diverse experiences of family. Some children have not had loving fathers. Others have had no contact with their fathers at all. Such children may need other models to help them understand their relationship to God.
- Talk to children about any adults whose actions have been for them a sign of God's love.
- In himself, God is infinitely greater than any earthly image. He loves each child more than anyone else, even a parent, can.



## FIRST GRADERS SAY

### Listening and Doing

- I like listening to stories. Use them to teach me about God the Father.
- My eye-hand coordination is developing. Use it in activities that help me to learn.
- I like to take things home to share.



## SUSTAINING YOUR SPIRIT

### Engagement with Others

Blessed assurance in yourself is important. It is also important to experience significant and constructive engagement with others. Doing so enables you to

- see firsthand the goodness of others.
- recognize that sometimes a task is best addressed by a team.
- replenish your level of empathy.
- see that you can still benefit from different styles and approaches.

Engagement with others sustains your spirit by pulling you past your own limitations and by restoring your faith in yourself and others.

	Lone Ranger				Engaged with Others	
<b>Reflect</b>	<b>Rate yourself</b>	1	2	3	4	5



### Teacher's Prayer

*God the Father, your love for me is greater than that of any parent. Thank you for the gift of all those who helped me grow and taught me about your love. Amen.*

	Objective	Materials	Prayer & Scripture	
<b>DAY</b> <b>1</b> Invite	<b>The Trinity</b> Page 61	<b>Objective:</b> <i>To explore the idea of lighting other people's way</i>	<input type="checkbox"/> Board or chart paper <input type="checkbox"/> Pencils <input type="checkbox"/> Strips of heavy paper cut for bookmarks <input type="checkbox"/> Colored pencils	 <b>Let Us Pray</b> Psalm 96:3
<b>DAY</b> <b>2</b> Explore	<b>Help Others</b> Pages 62–63	<b>Objective:</b> <i>To consider the value of having friends</i>	<input type="checkbox"/> Board or chart paper <input type="checkbox"/> Art supplies	 <b>Let Us Pray</b> Psalm 96:3
<b>DAY</b> <b>3</b> Explore	<b>God's Love</b> Pages 64–65	<b>Objective:</b> <i>To discover what Jesus reveals about his Father</i>	<input type="checkbox"/> Board or chart paper <input type="checkbox"/> Index cards <input type="checkbox"/> Pencils	 <b>Let Us Pray</b> Psalm 96:3  <b>Scripture:</b> John 14:7–9  <b>Scripture Background:</b> "Show Us the Father," p. 64
<b>DAY</b> <b>4</b> Explore	<b>Three in One</b> Pages 66–67	<b>Objective:</b> <i>To name the Persons of the Trinity</i>	<input type="checkbox"/> Board or chart paper <input type="checkbox"/> Pencils <input type="checkbox"/> <i>God is Like</i> by Julie Walters (Waterbrook, 2002)	 <b>Let Us Pray</b> Psalm 96:3
<b>DAY</b> <b>5</b> Celebrate	<b>Prayer of Praise</b> Page 68	<b>Objective:</b> <i>To pray to the Holy Trinity</i>	<input type="checkbox"/> Music CD	 <b>Let Us Pray</b> <b>Prayer of Praise</b>  <b>Hymn:</b> "Psalm 113: Blessed Be the Name"



# Words of Faith

Jesus  
Holy Trinity

## Activities

### Let's Begin:

A Light, p. 61

Multiple Intelligence: Interpersonal

(OPTIONAL) Be a Light, p. 61

Multiple Intelligence: Visual/Spatial

### Share Your Faith:

Think, Share, Act, p. 63

Multiple Intelligence: Visual/Spatial

(OPTIONAL) Lion and Mouse, p. 62

Multiple Intelligence: Bodily/Kinesthetic

### Connect Your Faith:

God's Love, p. 65

Multiple Intelligence: Visual/Spatial

### Live Your Faith:

Name the Person, p. 67

Multiple Intelligence: Verbal/Linguistic

(OPTIONAL) Cross-Curricular: Math, p. 66

Multiple Intelligence: Logical/Mathematical

(OPTIONAL) Cross-Curricular: Reading, p. 67

Multiple Intelligence: Verbal/Linguistic

(OPTIONAL) Glory to the Father, p. 300  
and 301

Multiple Intelligence: Verbal/Linguistic

## Enrichment

• **Quick Tip:**  
Meaning in Literature, p. 62

• **Reaching All Learners:**  
Interpreting Stories, p. 63

• **Justice and Peace:**  
Remembering Older People,  
p. 63

• **Teacher Background:**  
The Eternal Trinity, p. 64

• **Quick Tip:**  
Graphic Organizer, p. 65

• **Teacher Background:**  
Holy Spirit, p. 65

• **Teacher Background:**  
The Trinity, p. 66

• **Christian Living Skills:**  
Recognizing God's Presence,  
p. 67

• **Liturgy Link:**  
Repeated Actions, p. 68

• **Lectionary Link:**  
Bread Open the Word, p. 68

## Multimedia Resources



### BOOKS

**National Directory for Catechesis.\***  
USCCB. Provides support for catechesis.

**Prayer without Borders.** Ballinger, Barbara (editor). Catholic Relief Services. "Light a Holy Fire." A prayer and reflection on the power of light in sharing faith.



### DVD/VHS

**Saints Gallery, Vol III, Saints for All Seasons** (40 min.). Videos with Values (Oblate Media). Includes segment on St. Patrick's ministry to Ireland (8 min.).

\*Available at [www.osvcurriculum.com](http://www.osvcurriculum.com)



### Teacher Resources

[www.osvcurriculum.com](http://www.osvcurriculum.com)

- For interactive lesson planner, chapter resources, and activities
- For free materials and information



- Online planning tools include chapter background and planner, activity master, customizable test, and more.
- Enhancement activities for each step of the catechetical process, including alternative prayer experiences and blessings.
- Games, activities, interactive review, alternative assessment, and more for children.

[www.calltofaithconnect.com](http://www.calltofaithconnect.com)

## Home Connection

### Chapter 4 Family Faith, p. 70

Take-home activities, chapter content review, saint features and prayer



For more family activities  
[www.osvcurriculum.com](http://www.osvcurriculum.com)

Name \_\_\_\_\_ Date \_\_\_\_\_

- A Work with Words** Write the word from the Word Bank that best completes the sentence.

1. The three Persons in the Holy Trinity are

\_\_\_\_\_

-----

God the \_\_\_\_\_,

\_\_\_\_\_

-----

God the \_\_\_\_\_,

\_\_\_\_\_

-----

and God the \_\_\_\_\_.

WORD BANK
Son
Father
Holy Spirit

- B Check Understanding** Your teacher will help you read the sentences. Circle the answer that best completes each sentence.

2. The Holy Trinity is \_\_\_\_\_ Persons in one God.

two

2

three

3

3. The Holy Spirit helps you know and love \_\_\_\_\_ and the Father.

books



Jesus





Chapter  
4

## The Trinity

Invite



## Let Us Pray

**Leader:** God, help us to tell the story of your love.  
 "Tell God's glory among the nations;  
 among all peoples, God's marvelous  
 deeds." *Psalms 96:3*

**All:** God, help us to tell the story of your love.  
 Amen.

Activity **Let's Begin**

## ● A Light

This lamp in my window  
 Glows warmly, shines bright.  
 It guides friends and strangers  
 Who travel at night.

Arnold Lobel

- How does the lamp help people?

**Talk with a Partner** Think of the ways you help people and people help you. Tell a partner one way you help and one way you are helped.

61

## OPTIONAL ACTIVITY

**Be a Light** Give children a strip of heavy paper and colored pencils to draw with.

- Tell them to select some object that gives light (a candle, a lamp, the sun) and draw it on the paper.
- Suggest they use the bookmark to remind them to be a light for others.



**Multiple Intelligence:** Visual/Spatial

**Objective:** To explore the idea of lighting other people's way

## Open

**Prayer Space** You may wish to have children move to your classroom prayer space. In the space, have a crucifix and a Bible opened to *Psalms 96:3*.



## Let Us Pray

Pray the psalm aloud. Have boys pray the first line of the psalm and girls pray the second. Have all pray the response.

## Build

## Activity

- Read aloud "A Light." Explain to children that the poem is about being a "light" for other people.
- Ask children which words in the poem are the most important clues to what the poem means. Ask them what the lamp does. **Responses will vary.** Ask children how they could be a "light" for others, like the lamp in the poem. **Responses will vary.**
- Have children read and answer the question. Write a few responses on the board or on chart paper.

## Extension Activity

- Organize children in groups of two.
- Have the groups share and discuss the ways they help people and the ways people help them.
- Ask each group to share their responses.

## Close

Have children tell what they learned about helping others.

**Objective:** To consider the value of having friends

## Open

**Let Us Pray** Invite children to pray the psalm verse on page 61 with you.

**Focus** **What did Lion learn about being nice to others?** List children's answers on the board or on chart paper.

## Build

### Help Others

Read the introductory paragraph and ask children to listen for how the lion and the mouse solve their problem.

#### The Lion and the Mouse

Read aloud *The Lion and the Mouse*.

- Cue children to roar whenever Lion roars.

#### Why do you think Lion let Mouse go?

Allow children to discuss the question with a partner.



#### QUICK TIP

**Meaning in Literature** Focus children on learning a new skill—interpreting the message of a story or poem.

- As you read a piece of literature, ask questions to see that children are looking for clues to the meaning of the story or poem on their own.

## Help Others



**Focus**

**What did Lion learn about being nice to others?**

God always wants you to be nice to other people. Lion and Mouse have a problem. Read to find out how they solve the problem.

#### A STORY

### THE LION AND THE MOUSE

A mighty lion was fast asleep in the woods. Mouse thought Lion was a rock. She ran up his back. Lion woke at once.

He grabbed poor Mouse's tail.

"How dare you wake me up?" he roared. "I am going to eat you!"

"Oh, please," Mouse said. "Let me go. Someday I will repay you."

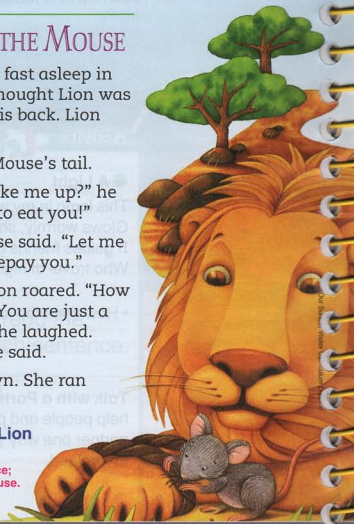
"Don't be silly!" Lion roared. "How will you repay me? You are just a little mouse." Then he laughed. "All right. Go on," he said.

He put Mouse down. She ran into the woods.

#### Why do you think Lion let Mouse go?

**Possible responses:** He was nice; he really didn't want to hurt Mouse.

62



#### OPTIONAL ACTIVITY

**Lion and Mouse** Have one or more pairs of children act out the story for the rest of the group.



**Multiple Intelligence:** Bodily/Kinesthetic

Many days had passed. Mouse ran by that same place. Mouse heard an awful roar. She soon found Lion.

Lion was caught in a net. Quickly Mouse ran to the net. She took the rope in her teeth and chewed and chewed. She chewed right through the rope. She set Lion free!

"Thank you," roared Lion.

"You are welcome," said Mouse. "Now I hope that you can see what a big help small friends can be!"

### What did Lion learn?

Possible responses: Anybody can be your friend; friends care for each other.

### Activity

## Share Your Faith

**Think:** Think about things you can do to be a good friend.

**Share:** Talk with a partner about being a good friend.

**Act:** On a piece of paper draw a picture of one way you can be a good friend.

63

- Ask children why Lion thought that Mouse could never repay him for letting her go. **Possible response:** because the mouse was too small to be any help to a big lion
- Finish reading the story.

**What did Lion learn?** Write responses on the board or on chart paper.

### Activity

- Tell children to think about their friends. Ask them what being a friend really means.
- Encourage them to talk with a partner about what friends do for each other.
- Give children a few minutes to think and talk about what they will draw.

### Close

Remind children that good friends care for each other.



## REACHING ALL LEARNERS

**Interpreting Stories** Some children display a natural flair for interpreting stories. Others find this skill more difficult to acquire.

- Make sure children understand that they must wait to be called on to answer questions about a poem or a story. This will help you avoid a situation where the same one or two children always interpret the poems or stories you read.
- Call on different children each time.



## JUSTICE AND PEACE

**Remembering Older People** Have children make a greeting card for a grandparent or someone in a care center.

- Suggest that children mail the card or deliver it with their family.
- Explain that older people are sometimes lonely. You can make them happy by writing to them.



Catholic Social Teaching: Solidarity



**Objective:** To discover what Jesus reveals about his Father

## Open

**Let Us Pray** Invite children to pray the psalm verse on page 61 with you.

**Focus** **Who is God?** List children's answers on the board or on chart paper.

## Build

### God's Love

Read aloud the first two paragraphs.

- Tell children that there is another way to know God. Read the next paragraph.
- Explain to children that God's Son is Jesus. Hold up an index card with the word *Jesus* on it.
- Tell children that Jesus liked to talk about God, his Father.

### God the Father

- Proclaim the scripture story.
- **How does Jesus show you God the Father's love?** Write all responses on the board or on chart paper.

## God's Love

**Focus** Who is God?

Mouse taught Lion about being a good friend and caring for others. God cares for you like a good friend does. He loves you like a loving parent or grandparent does.

You can call God "Father." You can see God's love in creation. You learn about God's love from Jesus.

**Jesus** is the Son of God. God the Father sent his Son to earth to show people his love.



### SCRIPTURE

John 14:7-9




### God the Father

One of Jesus' Apostles said to Jesus, "Show us the Father." Jesus replied, "Whoever has seen me has seen the Father."

Based on John 14:7-9

**How does Jesus show you God the Father's love?**

Possible responses: He cares about me; he wants me to know more about him; he makes me strong.



64



### TEACHER BACKGROUND

**The Eternal Trinity** God has always been a Trinity. The Son and the Holy Spirit are eternal, just as the Father is. There was never a time when the Father alone existed. But Jesus Christ is both God and man. At a particular point in history, God the Son took on a human nature. The Son will remain united with this human nature forever.



### SCRIPTURE BACKGROUND

**"Show Us the Father"** We know that our God is a God of love because of Jesus.

- Jesus' whole life—his words and his actions, what he said and didn't say—revealed the Father.
- Jesus' whole life was an expression of love for sinful humans. Since the Son became man in order to do his Father's will, the depth of the Father's love for us is unmistakably manifested in Jesus.

## The Holy Trinity

Jesus is God the Son. He showed God's love by loving others. God the Holy Spirit helps you know and love Jesus and the Father.

God the Father, God the Son, and God the Holy Spirit are called the **Holy Trinity**. The Holy Trinity is the three Persons in one God.



### Activity **Connect Your Faith**

**God's Love** Trace the word to finish the sentence.

God \_\_\_\_\_ loves \_\_\_\_\_ me.

## Words of Faith

**Jesus** is the Son of God. Jesus is also human.

God the Father, God the Son, and God the Holy Spirit are the **Holy Trinity**, the three Persons in one God.



## The Holy Trinity

Read aloud The Holy Trinity.

- Draw the graphic organizer on the board or on chart paper. Then use the organizer to explain what is meant by the Holy Trinity.
- Have children sing the following words to the melody of "London Bridge":

God the Father, be with us, be with us, be with us. God the Father, be with us. You are our Creator.

Dear sweet Jesus, be with us . . . . You show us the Father.

Holy Spirit, be with us . . . . You are God's love.

- Explain the Words of Faith by making index cards for *Jesus* and *Holy Trinity*.

### Activity

- Have children trace the word in pencil.

## Close

**Review** with children that the Holy Trinity is three Persons in one God—the Father, the Son, and the Holy Spirit.



### QUICK TIP

#### Graphic Organizer



**Holy Trinity**



### TEACHER BACKGROUND

- Holy Spirit** The Holy Spirit is eternally joined with the Father and the Son.
- After his Resurrection, Jesus sent down the Holy Spirit on the Church he had founded, to empower and unite his disciples and to bring them into unity.
  - Tell children that whenever they see people show love and care, they see the work of the Holy Spirit on Earth.

**Objective:** To name the Persons of the Trinity

## Open

**Let Us Pray** Invite children to repeat after you the psalm verse from page 61.

**Focus** **What do we know about God?** List children's responses on the board or on chart paper.

## Build

### Three in One

Read aloud the first sentence.

- Invite children to follow along as you read aloud the bulleted text.
- Note that each word printed in a red heart is a reference to love.
- Read aloud the rest of the text, using the words *plus* and *equals* when you read aloud the "equation."

**What is the most important thing to remember about God?** Lead children in discussing the question.

**Father's love?** Write all responses on the board or on chart paper.



66

## Three in One

**Focus** **What do we know about God?**

Jesus taught some important things about God. The most important thing he taught is that God loves everyone.

- God made all things, and cares for creation like a **loving** Father.
- He sent his own Son, Jesus, to save people, because he **loves** you.
- He sent his Holy Spirit to be with you always, to help you share God's **love**.

We call God the Father, the Son, and the Holy Spirit the Holy Trinity.

Here is a way to remember what you know about God.

**Father + Son + Holy Spirit = 1 God = Love**

**What is the most important thing to remember about God?**

**God loves us.**

### OPTIONAL ACTIVITY

**Cross-Curricular: Mathematics** Help children visualize the concept of "three in one."

- Draw on the board or show children a three-leafed clover, which Saint Patrick, according to tradition, used to illustrate the Trinity in his mission to Ireland.
- Invite children to suggest other things that are "three in one" that can be signs of the Holy Trinity.

**Multiple Intelligence:** Mathematical/Logical



### TEACHER BACKGROUND

**The Trinity** The doctrine of the Trinity is a mystery of faith, not intended to be comprehended literally by anyone, let alone first graders, for whom this brief introduction will be sufficient. To further your own reflection on this mystery, see the *Catechism*, 232–260.



## Activity

# Live Your Faith



**Name the Person** Read each description.

Write the name of the correct Person of the Trinity in each blank.



My name is Jesus. I came into the world to save people. I taught people about God, my Father.

I am God the                      **Son**                     



I am with you always to help you share God's love.

I am God the                      **Holy Spirit**                     



I made the whole world, and I care for you like a parent. Jesus is my Son.

I am God the                      **Father**                     

67

## Activity

- Read aloud the directions for the activity.
- Have children work in pairs to complete the exercise.
- Review the responses by having volunteers share their answers.
- Direct attention to the illustrations, and discuss with children why each was chosen to represent a Person of the Trinity.

## Close

Lead children in praying the Sign of the Cross slowly and reverently.



## CHRISTIAN LIVING SKILLS

**Recognizing God's Presence** Help children understand that although they cannot see God, they experience his presence whenever they love and are loved.

- Ask children to think about the ways in which they showed love or were shown love today.
- Remind children that they can recognize his presence in these loving moments.



## OPTIONAL ACTIVITY

**Cross-Curricular: Reading** Share with children *God Is Like: Three Parables for Children* by Julie Walters (Waterbrook, 2002), which illuminates biblical images for the Persons of the Trinity.


- Invite children to work together to make up their own "God is like . . ." stories.

**Multiple Intelligence: Verbal/Linguistic**

**Objective:** To pray to the Holy Trinity

### Prepare

Tell children that this prayer is a short prayer of praise to all three persons of the Holy Trinity—Father, Son, and Holy Spirit.

 Use the *Call to Faith 1* CD, track 4, to rehearse the song.

### Gather

Invite children to assemble in the prayer space. Check to be sure children know how to make the Sign of the Cross correctly.


### Pray

#### A Prayer of Praise

 **Let Us Pray** Follow the order of prayer on page 56.

- Lead children in praying the “Glory to the Father,” making the Sign of the Cross as they salute each of the persons of the Trinity.

## Prayer of Praise

 **Let Us Pray**

Gather and begin with the Sign of the Cross.

**Leader:** Glory to the Father,

**All:** **Glory to the Father,**

**Leader:** and to the Son,

**All:** **and to the Son,**

**Leader:** and to the Holy Spirit:

**All:** **and to the Holy Spirit:**

**Leader:** as it was in the beginning, is now,  
and will be forever.

**All:** **Amen.**



Sing together.

Blessed be the name  
of the Lord  
forever and ever.

\*Psalm 113: Blessed Be the Name” © 1969, 1981, and 1997, ICCL.



68



#### LITURGY LINK

**Repeated Actions** Children will come to know and love the traditional prayers and hymns of the Catholic Church by praying or singing them over and over again.

- Six-year-old children love repetition. To have them repeat a prayer or a song more than once can be both prayerful and enjoyable.



#### LECTIONARY LINK

**Break Open the Word** Read last week’s Sunday Gospel. Invite children to think about what the reading means to them as they try to follow Christ’s example. For questions related to the weekly Gospel reading, visit our website at [www.osvcurriculum.com](http://www.osvcurriculum.com).



Visit [www.osvcurriculum.com](http://www.osvcurriculum.com) for weekly Scripture readings and seasonal resources.

**A Work with Words** Circle the correct answers.

1. Jesus is the (p. 64) of God.

Son

Father

2. Who are the three Persons in the Holy Trinity?

Father

Son (p. 65)

Grandma

Holy Spirit

3. You can call God (p. 64) .

Father

Mother

**B Check Understanding** Trace the letters to complete the sentence. There are three Persons in the (p. 65) .

-----  
 Holy Trinity  
 -----



Illustration of a man's face, likely Saint Patrick, used as a background for the tracing activity.

69

## Review

- A Work with Words** Direct children to circle the correct answer.
- B Check Understanding** Have children trace the letters to complete the sentence.

## Assessment

Work with Words Write the word from the Word Bank that best completes the sentence.

1. The three Persons in the Holy Trinity are \_\_\_\_\_.

God the \_\_\_\_\_

God the \_\_\_\_\_

and God the \_\_\_\_\_

Check Understanding You teacher will help you read the sentences. Circle the greater that best completes each sentence.

2. The Holy Trinity is \_\_\_\_\_ Persons in one God.

has 2 three 3

3. The Holy Spirit helps you know and love \_\_\_\_\_ and the \_\_\_\_\_.

books Patrick Jesus

**▲ Chapter 4 Test**  
page 61E

Answers to the Chapter Test can be found in the back of the Teacher Manual.



## TEACHER BACKGROUND

**Symbol of the Holy Trinity** Point out to children that Saint Patrick used a shamrock to try to explain the nature of the Trinity to the Irish people.


- As the one God has made himself known to humans in three Persons, so a shamrock is one leaf forming three separate lobes.



## OPTIONAL ACTIVITY

**Activity Master 4: The Holy Trinity** Distribute copies of the activity found on teacher page 70A.

- Tell children the illustration will remind them of the Holy Trinity.
- As an alternative, you may wish to send this activity home with children.



**▲ Activity Master 4**  
page 70A



## Family Faith

Remind children to discuss the Family Faith page at home. Encourage children to read the scripture passage from the Gospel according to Luke.

### Activity

- Encourage children to copy the Bible verse, decorate it, and post it on their home refrigerator.

### People of Faith

Tell children about Saint Patrick.

- Patrick and his disciples preached and converted thousands of people in Ireland and built churches all over the country. Many people converted to Christianity when they heard Patrick's message.
- Remind children to add Saint Patrick to their People of Faith albums.
- Encourage them to pray the prayer at home with their families.

prayer on page 68. *Whoever has seen me has seen the Father,* making the Sign of the Cross as they salute each of the persons of the Trinity.

**GO** Visit [www.osvcurriculum.com](http://www.osvcurriculum.com) for weekly scripture readings and seasonal resources.



Unit 2: CHAPTER 4

## Family Faith



### Catholics Believe

- The Holy Trinity is God the Father, God the Son, and God the Holy Spirit.
- Jesus is the Son of God.



### SCRIPTURE

Read Luke 6:27–36 as a family. Talk about how Jesus wants us to treat others.



[www.osvcurriculum.com](http://www.osvcurriculum.com)  
For weekly scripture readings and seasonal resources

### Activity

## Live Your Faith

**Decorate a Bible Verse** Work together to copy the following Bible verse on art paper. Use colorful markers or crayons. Post the verse on your refrigerator. Read the verse every day this week.

*"Whoever has seen me  
has seen the Father."*

John 14:9



▲ Saint Patrick,  
387–493

## People of Faith

Once pirates in England kidnapped a boy named **Patrick**. They took him to Ireland to be a slave. Often Patrick was hungry or sick. He was very courageous. After six years, Patrick escaped. Years later, Patrick returned to Ireland, but this time he was a priest. He used a shamrock to teach people about the Trinity. Saint Patrick's feast day is March 17.



### Family Prayer

**Saint Patrick, pray for us that we may be like Jesus and show our love of the Holy Trinity by loving others. Amen.**

70 **GO** See *Catechism of the Catholic Church* 261–264 for further reading on chapter content.



### HOW DID I DO?

**This week my religion classes were**

- some of the best ever!  pretty good.  in need of improvement.

In what discussions and activities were children most interested?

What activity did I most enjoy teaching?

In what area do I need to improve?

Name \_\_\_\_\_ Date \_\_\_\_\_

## The Holy Trinity

Some people use a three-leaf clover to represent the Holy Trinity. Color and cut out the clover to remind you of the three Persons of the Holy Trinity.

