

CONTENTS

ABOUT CALL TO FAITH

Opening Prayer	iv
Program Philosophy	v
Sources of Catholic Wisdom	v–vi
Catechetical Approaches	vii–viii
Generations of Faith and Call to Faith	ix
Catechetical Process	x
Program Scope and Sequence	xi–xv
People of Faith	xvi
Prayer and Worship	xvii
Know the Child	xviii
Catholic Social Teachings	xix
Multiple Intelligences	xx
Reaching All Learners	xxi
Sustaining Your Spirit	xxii
Planning the Year	xxiii
Program Components	xxiv–xxv
Student Edition TOCs	xxvi–xxvii

STUDENT LESSONS

Opening Chapter	1A
Seasonal Lessons and Celebrations	6A
Core Lessons	24
Catholic Source Book & Faith in Action	206A

ANSWER KEYS	A1
-----------------------	----

Grade 1 Contents

SEASONAL LESSONS & CELEBRATIONS 6



UNIT 1 REVELATION 24

Chapter 1: God Made You!	25
Chapter 2: God's Gifts	33
Chapter 3: Care for Creation	41



UNIT 2 TRINITY 50

Chapter 4: The Trinity	51
Chapter 5: The Holy Family	59
Chapter 6: Jesus the Storyteller	67



UNIT 3 JESUS CHRIST 76

Chapter 7: Jesus Heals	77
Chapter 8: Jesus Teaches Love	85
Chapter 9: Pray to God	93



UNIT 4 THE CHURCH 102

Chapter 10: Say "Yes" to God	103
Chapter 11: The Holy Spirit	111
Chapter 12: Holy People	119



UNIT 5 MORALITY 128

Chapter 13: Love and Serve	129
Chapter 14: Making Choices	137
Chapter 15: Say "I'm Sorry"	145



UNIT 6 SACRAMENTS 154

Chapter 16: Jesus the Savior	155
Chapter 17: Sacraments	163
Chapter 18: Baptism	171



UNIT 7 KINGDOM OF GOD 180

Chapter 19: The Mass	181
Chapter 20: Life with God	189
Chapter 21: God's Kingdom	197

CATHOLIC SOURCE BOOK 206

FAITH IN ACTION 240

- About You
- About Your Faith
- About Your Book
- A Call to Faith

► **Ordinary Time: Our Lady of Mercy.... 8**

MUSIC FOR CELEBRATION

"Immaculate Mary"

► **Advent: Waiting for Jesus 10**

MUSIC FOR CELEBRATION

"O Come, O Come, Emmanuel"

► **Christmas: The Light of Christ..... 12**

MUSIC FOR CELEBRATION

"O Come, All Ye Faithful"

► **Ordinary Time: St. Frances de Sales 14**

MUSIC FOR CELEBRATION

"Sing to the Lord a New Song"

► **Lent: Lent..... 16**

MUSIC FOR CELEBRATION

"Jesus, Remember Me"

► **Triduum: New Life..... 18**

MUSIC FOR CELEBRATION

"Alleluia"

► **Easter: Easter Joy..... 20**

MUSIC FOR CELEBRATION

"Alleluia, Alleluia, Give Thanks"

► **Pentecost: The Spirit of Jesus..... 22**

MUSIC FOR CELEBRATION

"Spirit Friend"

1 God Made You!..... 25

- God created everything. All that God made is good.
- God knows and loves everyone.

SCRIPTURE

The First Humans

Genesis 2:7-22

2 God's Gifts..... 33

- God's world is a gift to you.
- You can learn about God and his love from the world he made.

SCRIPTURE

What God Made

Genesis 1:5-25

3 Care for Creation..... 41


- All creation is a gift from God.
- Everyone must help care for God's world.

SCRIPTURE

All Creation

Genesis 1:26-30

Unit 1 Review..... 49



4 The Trinity 51

- The Holy Trinity is God the Father, God the Son, and God the Holy Spirit.
- Jesus is the Son of God.

SCRIPTURE

God the Father

John 14:7-9

5 The Holy Family 59

- Jesus is both God and man.
- Jesus, Mary, and Joseph are the Holy Family.

SCRIPTURE

The Boy Jesus

Luke 2:51-52

6 Jesus the Storyteller 67

- Jesus told stories, or parables, to teach about God's love.
- The Bible is God's word written in human words.

SCRIPTURE

The Lost Sheep

Luke 15:3-6

Unit 2 Review 75

7 Jesus Heals 77

- Jesus' healing actions show God's power and love.
- Faith is the gift of believing in God.

SCRIPTURE

Have Faith

Luke 8:40-56

8 Jesus Teaches Love 85

- The Great Commandment is one of God's laws.
- You are to love God above all else and love others as you love yourself.

SCRIPTURE

Loving Others

Luke 10:25-28

9 Pray to God 93

- Prayer is listening and talking to God.
- Jesus taught his friends how to pray the Lord's Prayer.

SCRIPTURE

How to Pray

Ephesians 5:18-20

Unit 3 Review 101



10 Say "Yes" to God 103

- God invites everyone into his kingdom.
- The Church is people who follow Jesus and say "yes" to God's call.

SCRIPTURE

Noah Says "Yes"

Genesis 6:14-22, 7:1-23

Come Join Me

Luke 14:16-23

11 The Holy Spirit 111

- God the Holy Spirit is the third Person of the Holy Trinity.
- The Holy Spirit fills people's hearts with love and guides the Church.

SCRIPTURE

Jesus Promises the Holy Spirit

John 14:26

12 Holy People 119

- Saints are friends of God who can show you how to live.
- People in the Church are called to live holy lives, as the saints did.

SCRIPTURE

Friends of God

Romans 12:10-13

Unit 4 Review 127**13 Love and Serve** 129

- Jesus' words and actions teach us how to love and serve God.
- When you serve others, you are serving God.

SCRIPTURE

Jesus Serves

John 13:4-17

14 Making Choices 137

- The Ten Commandments are God's laws to help people love God and others.
- God gives people the freedom to choose.

SCRIPTURE

God's Commandments

Deuteronomy 10:12-13


15 Say "I'm Sorry" 145

- God always forgives those who are truly sorry and want to do better.
- God asks that we forgive others and ourselves.

SCRIPTURE

Two Men Who Prayed

Luke 18:9-13

Unit 5 Review 153

16 Jesus the Savior 155

- God loves you so much that he sent his Son to save you.
- Jesus died and rose to new life.

SCRIPTURE

Jesus Lives

Luke 23–24

17 Sacraments 163

- The Church has seven Sacraments. They are signs of God's love.
- Jesus gave the Sacraments to remind people that he is with them always.

SCRIPTURE

Jesus' Promise

John 14:18–19

18 Baptism 171

- God's love and life in you is called your sharing in grace.
- Baptism is your welcome into the Church family.

SCRIPTURE

Follow Jesus

Acts 1:5, 8

19 The Mass 181

- At Mass the Church family celebrates God's love.
- Jesus gives himself to us in the Eucharist.

SCRIPTURE

The Last Supper

1 Corinthians 11:23–25

20 Life with God 189

- Heaven is being happy with God forever.
- God invites all people to heaven. All who show love will go to heaven.

SCRIPTURE

Together Always

John 14:1–3

21 God's Kingdom 197

- The signs of God's kingdom are justice, peace, and love.
- Christians work here and now to help God bring his kingdom to its fullness.


SCRIPTURE

Christian Living

Romans 14:17–19

Unit 6 Review 179

Unit 7 Review 205





Unit 2 Trinity

In this unit you will...

learn that the Holy Trinity is one in three Persons: Father, Son, and Holy Spirit. God the Father loves us like a dad. Jesus is the second Person of the Trinity. The Holy Spirit helps us know Jesus and love the Father. Jesus grew up in a family of love with Mary and Joseph. Jesus helped people get to know what God is like.



What do you think you will learn in this unit about God?

UNIT 2 OPENER

Preview Unit Theme

Tell children that Unit 2 is about the Trinity.

- Read aloud the text on page 50 of the student edition. Tell children they will learn more about these things in the next three chapters.
- Ask children how they think Jesus helps people get to know God the Father better.
- Invite volunteers to share what they know or have heard about the Holy Spirit.

Overview

Faith Focus

- The Holy Trinity is God the Father, God the Son, and God the Holy Spirit. (CCC 232–234, 238, 240–244)
- Jesus is the Son of God, who reveals the Father and his love to humans. (CCC 423, 458–459, 516)

Catechism Connection

The *Catechism* affirms that the mystery of the Trinity “is the central mystery of the Christian faith.” (CCC 261–262)

NDC Link

We are drawn to the Father, follow the Son, and are moved by the Holy Spirit. As believers, our lives are a communion with the Holy Trinity. (See *NDC*, 24C.)

Resources

BOOK
National Directory for Catechists.*
USCCB. Provides support for catechists.

DVD/VHS
Saints Gallery, Vol. III, Saints for All Seasons (40 min.). Videos with Values (Oblate Media). Includes segment on St. Patrick’s ministry to Ireland (8 min.).

*Available at www.osvcurriculum.com

GO Catechist Resources
online For interactive lesson planner, chapter resources, and activities
www.osvcurriculum.com

The Trinity

CATECHIST FORMATION



Do you not believe that I am in the Father and the Father is in me? The words that I speak to you I do not speak on my own. The Father who dwells in me is doing his works.

John 14:10


God the Father

The fatherhood of God is a theme found throughout Scripture. From an early date, the Israelites conceived of their God as the Father of his chosen people, and of themselves as his first-born son. (See *Exodus* 4:22.) Jesus invited his disciples to address God as “Abba,” the affectionate Aramaic word for “father.” Saint Paul describes how Christians have received a “spirit of adoption” that inspires them to call God by this name. (See *Romans* 8:15.)

Father and Son

Through his mother, Jesus Christ belonged to the human family. However, he was God’s Son in a unique and privileged sense. He was and is the true and perfect image of his heavenly Father. The works of charity, compassion, and self-sacrifice that he performed on earth were the works of the Father who dwelt in him. For this reason, the life and death of Jesus are the supreme revelation of the Father’s love for humanity. Jesus Christ, God’s Incarnate Son, revealed the Father’s true nature to humans in a way that no mere prophet or teacher, however wise and good, could have done. Jesus came bearing God the Father’s love, and he challenges his Church to share this divine love with others.

Reflect How can you be God’s loving arms for others?



TEACHING CHAPTER 4

The Experience of Love

Chapter 4 explores God's self-revelation through the words and actions of his incarnate Son, Jesus Christ. Jesus shows us that God the Father loves unconditionally and forgives mercifully.

- Families are central to the life of first graders, so the image of God as a loving parent is one to which many children can easily connect. Today's children, however, have had diverse experiences of family. Some children have not had loving fathers. Others have had no contact with their fathers at all. Such children may need other models to help them understand their relationship to God.
- Talk to children about loving and caring dads and moms, uncles and aunts, grandfathers and grandmothers—about any adults whose actions have been for them a sign of God's love.
- In himself, God is infinitely greater than any earthly father or image. He loves each child more than anyone else, even a parent, can.



Catechist's Prayer

God the Father, your love for me is greater than that of any parent. Thank you for the gift of all those who helped me grow and taught me about your love. Amen.

FIRST GRADERS SAY

Listening and Doing

- I like listening to stories. Use them to teach me about God the Father.
- My eye-hand coordination is developing. Use it in activities that help me to learn.
- I like to take things home to share.



SUSTAINING YOUR SPIRIT

Engagement with Others

Blessed assurance in yourself is important. It is also important to experience significant and constructive engagement with others. Doing so enables you to








- see firsthand the goodness of others.
- recognize that sometimes a task is best addressed by a team.
- replenish your level of empathy.
- see that you can still benefit from different styles and approaches.

Engagement with others sustains your spirit by pulling you past your own limitations and by restoring your faith in yourself and others.

Reflect Rate yourself

1	2	3	4	5
Lone Ranger				Engaged with others

Weekly Planner

	Objectives	Lesson Process	Materials
1 Invite	 Page 51 Objective: To explore the idea of lighting other people's way	 Let Us Pray: Psalm 96:3 <ul style="list-style-type: none"> • Pray the psalm verse. • Interpret a poem about being a light for others. • Enumerate ways of helping others. 	<input type="checkbox"/> Board or chart paper
2 Explore	 Pages 52–53 Objective: To consider the value of having friends	<ul style="list-style-type: none"> • Listen to a story about friendship. • Interpret the message of the story. Activity Complete the Share Your Faith Activity.	<input type="checkbox"/> Crayons
	Pages 54–55 Objective: To discover what Jesus reveals about his Father	 Scripture: John 14:7–9 <ul style="list-style-type: none"> • Proclaim the scripture story. • List the three persons of the Trinity. Activity Complete the Connect Your Faith Activity. Words of Faith Jesus, Holy Trinity	<input type="checkbox"/> Pencils <input type="checkbox"/> Index cards
3 Celebrate	 Page 56 Objective: To pray to the Holy Trinity	 Let Us Pray <ul style="list-style-type: none"> • Explain what the “Glory to the Father” prayer is. • Practice making the Sign of the Cross. • Celebrate a Prayer of Praise.  Hymn: “Psalm 113: Blessed Be the Name” Activity Complete the Glory to the Father Activity, page 230 and 231.	<input type="checkbox"/> Music CD

Wrap Up

Review and Apply

Page 57

- Review the chapter concepts.
- Distribute copies of Activity Master 4 on page 58A.

Family Faith

Page 58

- Introduce the page, and assign it as a family activity.
- Read about Saint Patrick.

ACRE Connection, Domain 1—Trinity

Home Connection

GO online

www.osvcurriculum.com

Family Faith activities, feasts and seasonal resources, saint features, and much more



- Online planning tools include chapter background and planner, activity master, customizable test, and more.
- Enhancement activities for each step of the catechetical process, including alternative prayer experiences and blessings.
- Games, activities, interactive review, alternative assessment, and more for children.

www.calltofaithconnect.com

The Trinity

Invite



Let Us Pray

Leader: God, help us to tell the story of your love.

"Tell God's glory among the nations;
among all peoples, God's marvelous
deeds." Psalm 96:3

All: God, help us to tell the story of your love.
Amen.

Activity

Let's Begin

A Light

One small candle shines in the night
To show those who are lost the way.
When we help others we are like a light
that shines bright like the day.

- What can you do to help others? *Responses will vary.*



1 Invite

Ask the question at the end of the

Objective: To explore the idea of lighting other people's way



Let Us Pray

Invite children to gather in the prayer space and make the Sign of the Cross. In the prayer space, have a crucifix and a Bible opened to the psalm.

- Read aloud the psalm. Have half of the group pray the first line of the psalm and the other half pray the second.
- Have all pray the response.

Activity

- Read aloud "A Light." Explain to children that the poem is about being a "light" for other people.
- Ask children which words in the poem are the most important clues to what the poem means. Ask them what the lamp does. *Responses will vary.* Ask children how they could be a "light" for others, like the lamp in the poem. *Responses will vary.*
- Have children read and answer the question. Write a few responses on the board or on chart paper.

OPTIONAL ACTIVITY

Be a Light Give children a strip of heavy paper and colored pencils to draw with.

- Tell them to select some object that gives light (a candle, a lamp, the sun) and draw it on the paper.
- Suggest they use the bookmark to remind them to be a light for others.



Multiple Intelligence: Visual/Spatial



QUICK TIP

Meaning in Literature Focus children on learning a new skill—interpreting the message of a story or poem.

- As you read a piece of literature, ask questions to see that children are looking for clues to the meaning of the story or poem on their own.



Objective: To consider the value of having friends



What did Lion learn about being nice to others? List children's answers on the board or on chart paper.

Help Others

Read aloud the introductory paragraph and ask children to listen to learn how the lion and the mouse solve their problem.

The Lion and the Mouse

Cue children to roar whenever Lion roars.

- Read aloud *The Lion and the Mouse*.
- Ask children why Lion thought that Mouse could never repay him for letting her go. **Possible response:** because the mouse was too small to be any help to a big lion.
- Have children discuss how Mouse repaid Lion. **She chewed through the trap he was caught in and set him free.**

Help Others



Focus What did Lion learn about being nice to others?

God always wants you to be nice to other people. Lion and Mouse have a problem. Read to find out how they solve the problem.

A STORY

THE LION AND THE MOUSE

A mighty lion was fast asleep in the woods. Mouse thought Lion was a rock. She ran up his back. Lion woke at once.

He grabbed poor Mouse's tail.

"How dare you wake me up?" he roared. "I am going to eat you!"

"Oh, please," Mouse said. "Let me go. Someday I will repay you."


"Don't be silly!" Lion roared. "How will you repay me? You are just a little mouse." Then he laughed. "All right. Go on," he said.

He put Mouse down. She ran into the woods.

Why do you think Lion let Mouse go?

Possible responses: He was nice; he really didn't want to hurt Mouse.

52



OPTIONAL ACTIVITY

Lion and Mouse Have one or more pairs of children act out the story for the rest of the group.



Multiple Intelligence: Bodily/Kinesthetic

Many days had passed. Mouse ran by that same place. Mouse heard an awful roar. She soon found Lion.

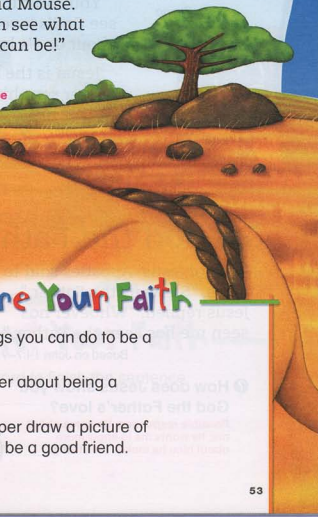
Lion was caught in a net. Quickly Mouse ran to the net. She took the rope in her teeth and chewed and chewed. She chewed right through the rope. She set Lion free!

"Thank you," roared Lion.

"You are welcome," said Mouse. "Now I hope that you can see what a big help small friends can be!"

What did Lion learn?

Possible responses: *Anybody can be your friend; friends care for each other.*




Activity

Share Your Faith

Think: Think about things you can do to be a good friend.

Share: Talk with a partner about being a good friend.

 **Act:** On a piece of paper draw a picture of one way you can be a good friend.

53

- Ask the question at the end of the story.

Activity

- Tell children to think about their friends. Ask them what being a friend really means.
- Encourage them to talk with a partner about what friends do for each other.
- Give children a few minutes to think and talk about what they will draw.



Quick Review

Good friends care for each other.



REACHING ALL LEARNERS

Interpreting Stories Some children display a natural flair for interpreting stories. Others find this skill more difficult to acquire.

- Make sure children understand that they must wait to be called on to answer questions about a poem or story. This will help you avoid a situation where the same one or two children always interpret the poems or stories you read.
- Call on different children each time.



JUSTICE AND PEACE

Remembering Older People Have children make a greeting card for a grandparent or someone in a care center.

- Suggest that children mail the card or deliver it with their family.
- Explain that older people are sometimes lonely. You can make them happy by writing to them.



Catholic Social Teaching: Call to Community

2 Explore

Objective: To discover what Jesus reveals about his Father

Focus

Who is God? List children's answers on the board or on chart paper.

God's Love

Read aloud the first two paragraphs.

- Tell children that they can know God's love by seeing how wonderfully they are made. Tell them they can recognize God's love in the things he created.
- Tell children that there is another way to know God. Read the next paragraph.
- Explain to children that God's Son is Jesus. Hold up an index card with the word *Jesus* on it.
- Ask children to raise their hands if they like to talk about their families. Tell them that Jesus liked to talk about God, his Father.

God the Father

Proclaim the scripture story. Invite responses to the question at the bottom of the page.

Explore

God's Love

Focus Who is God?

Mouse taught Lion about being a good friend and caring for others. God cares for you like a good friend does. He loves you like a loving parent or grandparent does.

You can call God "Father." You can see God's love in creation. You learn about God's love from Jesus.

Jesus is the Son of God. God the Father sent his Son to earth to show people his love.



SCRIPTURE

John 14:7-9

God the Father

One of Jesus' Apostles said to Jesus, "Show us the Father." Jesus replied, "Whoever has seen me has seen the Father."

Based on John 14:7-9

How does Jesus show you God the Father's love?

Possible responses: He cares about me; he wants me to know more about him; he makes me strong.



54



CATECHIST BACKGROUND

The Eternal Trinity God has always been a Trinity. The Son and the Holy Spirit are always, just as the Father is. There was never a time when the Father alone existed. At a particular point in history, God the Son took on a human nature. The Son will remain united with this human nature forever.



SCRIPTURE BACKGROUND

"Show Us the Father" We know that our God is a God of love because of Jesus.

- Jesus' whole life—his words and his actions, what he said and didn't say—revealed the Father.
- Jesus' whole life was an expression of love for sinful humans. Since the Son became man in order to do his Father's will, the depth of the Father's love for us is unmistakably manifested in Jesus.

The Holy Trinity

Jesus is God the Son. He showed God's love by loving others. God the Holy Spirit helps you know and love Jesus and the Father.

God the Father, God the Son, and God the Holy Spirit are called the **Holy Trinity**. The Holy Trinity is the three Persons in one God.

Words of Faith

Jesus is the Son of God. Jesus is also human.

God the Father, God the Son, and God the Holy Spirit are the **Holy Trinity**, the three Persons in one God.



The Holy Trinity

Read aloud The Holy Trinity.

- Draw the graphic organizer on the board or on chart paper. Then use the organizer to explain what is meant by the *Holy Trinity*.
- Have children sing the following words to the melody of "London Bridge":

God the Father, be with us, be with us,
be with us. God the Father, be with us.
You are our Creator.

Dear sweet Jesus, be with us . . .
You show us the Father.

Holy Spirit, be with us . . .
You are God's love.

- Explain the Words of Faith by making index cards for *Jesus* and *Holy Trinity*.

Activity

- Explain the activity. Have children trace the word in pencil.

Quick Review

The Holy Trinity is three Persons in one God—the Father, the Son, and the Holy Spirit.



Activity Connect Your Faith

God's Love Trace the word to finish the sentence.

God loves me.

55



QUICK TIP

Graphic Organizer



Holy Trinity

Objective: To pray to the Holy Trinity


Let Us Pray

Tell children they will pray a very old prayer of praise to the Holy Trinity.

A Prayer of Praise

Prepare

Tell children that this prayer is a short prayer of praise to all three persons of the Holy Trinity—Father, Son, and Holy Spirit.

 Use the *Call to Faith 1* CD, track 4, to rehearse the song.

Gather

Invite children to assemble in the prayer space. Check to be sure children know how to make the Sign of the Cross correctly.

Pray

Follow the order of prayer.

- Lead children in praying the “Glory to the Father,” making the Sign of the Cross as they salute each of the persons of the Trinity.

Prayer of Praise

Let Us Pray

Gather and begin with the Sign of the Cross.

Leader: Glory to the Father,

All: **Glory to the Father,**

Leader: and to the Son,

All: **and to the Son,**

Leader: and to the Holy Spirit:

All: **and to the Holy Spirit:**

Leader: as it was in the beginning, is now, and will be forever.

All: **Amen.**



Sing together.

Blessed be the name
of the Lord
forever and ever.

“Psalm 113: Blessed Be the Name” © 1969, 1981, and 1997, ICCL.



LITURGY LINK

Repeated Actions Children will come to know and love the traditional prayers and hymns of the Catholic Church by praying or singing them over and over again.

- Six-year-old children love repetition. To have them repeat a prayer or a song more than once can be both playful and enjoyable.



LECTIONARY LINK

Break Open the Word Read last week’s Sunday Gospel. Invite children to think about what the reading means to them as they try to follow Christ’s example. For questions related to the weekly Gospel reading, visit our website at www.osvcurriculum.com.



Visit www.osvcurriculum.com for weekly Scripture readings and seasonal resources.

Review and Apply

A Work with Words Circle the correct answers.

1. Jesus is the _____ of God.

Son

Father

2. Who are the three Persons in the Holy Trinity?

Father

Son

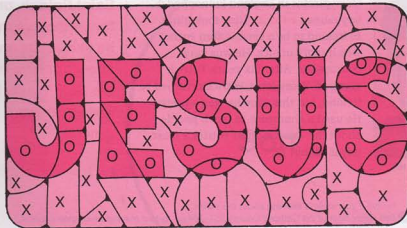
Grandma

Holy Spirit

B Check Understanding Talk about what we do as a sign of the Holy Trinity.

Activity Live Your Faith

Color the picture to help remember who loves you always.
Color the boxes with X in one color. Use another color for the O boxes.



57

OPTIONAL ACTIVITY

Activity Master 4: The Holy Trinity Distribute copies of the activity on catechist page 58A.

- Tell children that Saint Patrick used a shamrock to explain the Trinity.
- You may wish to send this activity home with children.



▲ Activity Master 4

Wrap-Up

Review and Apply

Use the Quick Review statements from the catechist Explore pages to review the lesson concepts.

A Work with Words Lead children in circling their answers to each of the questions.

B Check Understanding Ask children what Catholics do as a sign of the Holy Trinity, and lead them in making the Sign of the Cross.

Activity

- Distribute crayons. Explain to children that by using two different colored crayons as directed, they will discover the secret hidden in the drawing.

Holy Spirit

For weekly Scripture readings, go to www.mcfm.com for weekly Scripture readings, go to www.mcfm.com for weekly Scripture readings, go to www.mcfm.com for weekly Scripture readings.

Family Faith

Remind children to discuss the Family Faith page at home. Encourage children to read the scripture passage from the Gospel according to Luke.

Activity

- Encourage children to copy the Bible verse, decorate it, and post it on their home refrigerator.

People of Faith

Tell children about Saint Patrick.

- Patrick and his disciples preached and converted thousands of people in Ireland and built churches all over the country. Many people converted to Christianity when they heard Patrick's message.
- Remind children to add Saint Patrick to their People of Faith albums.
- Encourage them to pray the prayer at home with their families.

Follow the order of prayer.

- Lead children in saying the "Glory to the Father," making the Sign of the Cross as they salute each of the members of the Trinity.



Visit www.osvcurriculum.com for weekly scripture readings and seasonal resources.



Unit 2: CHAPTER 4

Family Faith



Catholics Believe

- The Holy Trinity is God the Father, God the Son, and God the Holy Spirit.
- Jesus is the Son of God.



SCRIPTURE

Read Luke 6:27–36 as a family. Talk about how Jesus wants us to treat others.

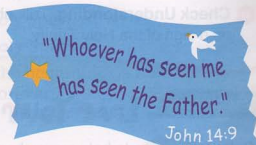


www.osvcurriculum.com
For weekly scripture readings and seasonal resources

Activity

Live Your Faith

Decorate a Bible Verse Work together to copy the following Bible verse on art paper. Use colorful markers or crayons. Post the verse on your refrigerator. Read the verse every day this week.



▲ Saint Patrick, 367–493

People of Faith

Once pirates in England kidnapped a boy named **Patrick**. They took him to Ireland to be a slave. Often Patrick was hungry or sick. He was very courageous. After six years, Patrick returned to Ireland, but this time he was a priest. He used a shamrock to teach people about the Trinity. Saint Patrick's feast day is March 17.



Family Prayer

Saint Patrick, pray for us that we may be like Jesus and show our love of the Holy Trinity by loving others. Amen.

In Unit 2 your child is learning about the **Trinity**.

58 See Catechism of the Catholic Church 261–264 for further reading on chapter content.



HOW DID I DO?

My session was

- ☐ one of the best ever! ☐ pretty good. ☐ in need of improvement.

In what discussions and activities were children most interested?

What activity did I most enjoy teaching?

In what area do I need to improve?

Name _____ Date _____

The Holy Trinity

Some people use a three-leaf clover to represent the Holy Trinity. Color and cut out the clover to remind you of the three Persons of the Holy Trinity.

