

# Contents

<b>Acknowledgments</b> .....	2
<b>Welcome to Faith First!</b> .....	5-16
• The Spiral Learning Method • Features of the Student Book • Building Religious Literacy	
• Features of the Catechist Guide • Teaching Has Never Been Easier • Faith First Supplements	
• Junior High • FaithFirst.com	
<b>Catechist Workshop</b> .....	17-34
• QuickStart for Catechists: An Interactive Workshop • What Is a Catechist?	
• What Is My Task? • Teaching Others to Pray • The Faith First Approach	
• Scope and Sequence • Who Are My First Graders? • How Do Children Learn?	
• What Is a Good Climate for Catechesis? • Resource Bibliography	
<b>Unit 1—We Believe</b> .....	44
Chapter 1 <i>God Loves Us</i> .....	46
Chapter 2 <i>God Is Our Father and Creator</i> .....	58
Chapter 3 <i>Jesus Is the Son of God</i> .....	70
Chapter 4 <i>Mary Is the Mother of God: A Scripture Story</i> .....	82
Chapter 5 <i>Jesus Shows God's Love</i> .....	94
Chapter 6 <i>The Good Samaritan: A Scripture Story</i> .....	106
Chapter 7 <i>The Holy Spirit Is Our Helper</i> .....	118
Chapter 8 <i>Jesus Gave Us the Church</i> .....	130
Chapter 9 <i>The First Christians Follow Jesus: A Scripture Story</i> .....	142
<b>Unit 2—We Worship</b> .....	156
Chapter 10 <i>The Church Celebrates All Year</i> .....	158
Chapter 11 <i>The Church's Celebrations</i> .....	170
Chapter 12 <i>Come, Follow Jesus: A Scripture Story</i> .....	182
Chapter 13 <i>We Celebrate Mass</i> .....	194
Chapter 14 <i>Jesus Feeds a Crowd: A Scripture Story</i> .....	206
<b>Unit 3—We Live</b> .....	220
Chapter 15 <i>We Live as Children of God</i> .....	222
Chapter 16 <i>We Live as a Family</i> .....	234
Chapter 17 <i>We Live as a Community</i> .....	246
Chapter 18 <i>Moses Leads God's People: A Scripture Story</i> .....	258
Chapter 19 <i>We Love God</i> .....	270
Chapter 20 <i>We Love Others</i> .....	282
Chapter 21 <i>We Love Through Forgiveness</i> .....	294
Chapter 22 <i>Jesus and the Children: A Scripture Story</i> .....	306
<b>Unit 4—We Pray</b> .....	320
Chapter 23 <i>We Talk and Listen to God</i> .....	322
Chapter 24 <i>Jesus Taught His Followers to Pray: A Scripture Story</i> .....	334
Chapter 25 <i>We Pray in Many Ways</i> .....	346
Chapter 26 <i>Jesus Teaches Us the Our Father: A Scripture Story</i> .....	358
<b>We Celebrate</b> .....	372
The Liturgical Year/Ordinary Time .....	374
The Season of Advent .....	378
The Season of Christmas .....	388
The Season of Lent .....	394
Holy Week .....	406
The Season of Easter .....	416
<b>Catholic Prayers and Practices</b> .....	433
<b>Glossary</b> .....	444
<b>Index</b> .....	453
<b>Credits</b> .....	454

# Unit 2 Opener

The unit opener pages use a variety of questioning techniques to assess the children's prior knowledge about the key faith concepts presented in the unit. Processing these pages should not take more than ten or fifteen minutes.

## USING ILLUSTRATIONS

Pictures help stimulate the religious imaginations of the children. The pictures on page 87 of the student book illustrate some of the important concepts in the unit.

- Invite the children to look at and think about the pictures.
- Have the children describe what each picture says to them.
- Invite the children to share a response to the concluding question and affirm all their appropriate responses.

## Unit 2 • We Worship



What are some ways we worship God as Catholics?

87



## Teaching Tip

**Prayerful Reflection.** Spend a few moments in prayerful reflection as you prepare for the teaching of this unit. Recall that when the Church gathers for worship and the celebration of the sacraments, the whole Church—Christ the Head and the members of the Body of Christ—offers praise and thanksgiving to God the Father in Jesus' name through the power of the Holy Spirit.

you with multiple ways of identifying the children's understanding of the truths of the faith of the Catholic Church.

## Getting Ready

### What I Have Learned

*What is something you already know about these faith words?*

Responses will vary.

Lent

Baptism


The Mass

### A Question I Have

*What question would you like to ask about the Mass?*

Responses will vary.

### From a Scripture Story



Jesus feeding the crowd

*What foods did Jesus use to feed the crowd?*

Five loaves of bread and two fish.

### Words to Know

*Put an X next to the faith words you know. Put a ? next to the faith words you need to know more about.*

Responses will vary.

#### Faith Words

- \_\_\_\_\_ Church year
- \_\_\_\_\_ Easter
- \_\_\_\_\_ sacraments
- \_\_\_\_\_ Gospel
- \_\_\_\_\_ Eucharist
- \_\_\_\_\_ miracle

88



### Teaching Tip

**Sensitivity to Diversity.** The faith life of the families of the children in your group, more than likely, is quite diverse. Some families may participate in the liturgy and the life of the Church on a regular basis; others may participate mostly on special occasions, such as the Baptism of children and the marriage of family members. It is your responsibility to remind the children and their families of their obligation to take part in the celebration of Mass on Sundays and holy days of obligation. Be aware of this diversity as you call for a sharing of the children's faith experiences. Try to provide clear clues that will help the children respond to the questions.

### GETTING READY

The "Getting Ready" page helps the children share prior knowledge and it assists you in planning your lessons to meet the needs of the children.

#### What I Have Learned

This section asks the children to share something they already know about the liturgy and the sacraments of the Church. Read the faith terms to the children and ask volunteers to share ideas they know about each term.

#### Words to Know

This section is a quick assessment of the children's familiarity with some of the faith words they will be learning. Read each faith word to the group and have them put an X next to the faith words they know and a ? next to the words they need to learn more about. At the end of the unit the children will be asked to once again share their understanding of the faith words.

#### A Question I Have

This section provides an opportunity for the children to ask questions that they have about the Mass. Write their questions on a chart. As you work through the unit always refer back to the chart and ask volunteers to answer the questions.

#### From a Scripture Story

This section uses an illustration from the Scripture story of Jesus feeding the crowd to introduce a key Scripture story in this unit. Have the children look at the picture and answer the question. Their responses will help you become more aware of their knowledge of Scripture.

# The Church Celebrates All Year

## Background

### The Liturgical Year

The Church's year of worship, or liturgical year, is made up of Sundays, seasons, solemnities, feasts, and memorials. The seasons of the Church's year evolve in an annual cycle that celebrates Christ's birth, life, Passion, death, Resurrection, and Ascension. In each celebration, as we retell the mysteries of our faith, the entire Christian story is evoked, and its fountain of grace is continually poured out for all ages.

### Advent-Christmas

The liturgical year begins with the First Sunday of Advent. For four weeks the Church prepares for a renewed appreciation of the Incarnation and anticipates the Second Coming of Christ. The Advent season is filled with joyful expectancy and hope. Advent gives way to Christmas, a season running from the celebration of Christ's birth on December 25 through the Sunday after the feast of the Epiphany. During the Christmas season we focus on the timeless meaning of the Incarnation for believers.



### Lent-Easter

Lent is a period of prayer, fasting, and almsgiving for all the faithful. Beginning on Ash Wednesday, it is a period of final preparation for those preparing to celebrate the Sacraments of Christian Initiation—Baptism, Confirmation, and Eucharist—at the Easter Vigil.

The weeks and days of Lent lead up to the celebration of the Easter Triduum and the Easter

season. The Easter Triduum is a sacred period of three days, beginning with the Mass of the Lord's Supper on Holy Thursday evening, continuing with the celebration of the Passion of the Lord on Good Friday, climaxing with the Easter Vigil, and ending with the celebration of Vespers, or Evening Prayer, on Easter Sunday.

Easter begins a season of fifty days when the Church rejoices in the Resurrection of Christ and in our hope of our own resurrection and life everlasting.

### Ordinary Time

The remaining weeks of the liturgical year are named Ordinary Time. The weeks in Ordinary Time are designated by numbers such as the "Twentieth Sunday in Ordinary Time." The designation "Ordinary" is related to the English word *ordinal* as in *ordinal number*. During Ordinary Time we remember and listen to the teachings and work of Jesus among us.

## For Reflection

*How do my family and I take part in the various rhythms of the liturgical year?*

*In what ways have the feasts and seasons of the liturgical year given some direction to my journey with the Lord?*

## Catechist to Catechist

### Celebrate the Year

The children see the changes in nature as we pass from winter to spring, from summer to fall. Each year they learn more and more about how to celebrate the various holidays associated with each season. This year you can help the children understand that the Church has seasons and that each season of the Church's year has signs that tell us about and help us understand that season. For example, explain to the children that the colors we use to decorate our churches and the songs we sing at Mass change from one season to another.

### Classroom Celebrations

As you plan the year, be sure to incorporate into your sessions small celebrations for each of the seasons of the Church's year. You can do this by using the



various liturgical year lessons beginning on page 235 in the children's book. The lessons include information, activities, and prayers that will help you, the children, and their families celebrate Advent, Christmas, Lent, the Triduum, and Easter.

## The Church Teaches . . .

By sharing in the celebrations of the liturgical year we are made sharers in the saving work of Christ. At the Second Vatican Council, the Church taught:

Holy Mother Church believes that it is for her to celebrate the saving work of her divine Spouse in a sacred commemoration on certain days throughout the course of the year. Once each week, on the day which she has called the Lord's Day, she keeps the memory of the Lord's resurrection. . . . In the course of the year, moreover, she unfolds the whole mystery of Christ.

*Constitution on the Sacred Liturgy 102*

That is why *Faith First* puts so much emphasis on the liturgical year through the seasonal lessons and celebrations.

### See the Catechism . . .

For more on the teachings of the Catholic Church on the Church's year, see *Catechism of the Catholic Church* 1163–1173.

## CATECHIST PRAYER

*Loving God, you have put order into our lives through the changing of the seasons. We thank you for the seasons of our Church's year as we renew our spirits through the celebrations of our faith. Amen.*

# LESSON PLANNER

## Focus

To explore the seasons of the Church's year

## Engage

Page 89

### Focus

To help the children express what they already know about the seasons of the Church's year

## Teach and Apply

Pages 90–92

### Focus

To identify what we celebrate during the seasons of the Church's year

## Connect

Pages 93–94

### Focus

To identify ways we celebrate the seasons of the Church's year

### Opening Prayer

### Discussion

The Church divides the year into special seasons.

### Presentation

Read, discuss, and summarize content.

#### Scripture

Matthew 1:18–25

#### Activities

- Color the candles in the Advent wreath.
- Tell the Christmas story to a classmate.
- Color the symbols.

#### Faith-Filled People

Saint Joseph

### Our Church Makes a Difference

Sunday is a special day.

#### Our Catholic Faith

Holy Days of Obligation

### What Difference Does Faith Make?

#### Activity

Name a season of the Church's year and illustrate how you celebrate that season.

#### Faith Choice

Identify a way to celebrate the season of the Church's year we are now celebrating.

## We Pray

Page 95

### Prayer Form

Prayer of praise

### Prayer

Choose a leader. Introduce the prayer, and then pray "Lord, We Praise You" together.

## We Remember

### Review

- Complete the matching activity.
- Read the "To Help You Remember" statements aloud.

### Preview

Highlight features of the "With My Family" page.

## Materials

- pens or pencils
- crayons or markers

## Enriching the Session

### Blackline Masters

*Additional Activities* booklet:

Chapter 10

Coloring and writing about the Mass

Coloring pictures about the liturgical seasons

*Assessment Tools* booklet:

Chapter 10 Test

### Enriching the Lesson (CG page 169)

Singing a Song about the Church's Seasons

Playing a Game: What Season Am I?

Literature Connection

**Music Connection** (CG page 169)

[www.FaithFirst.com](http://www.FaithFirst.com)



We update the *Faith First* Web site weekly. Check each week for new content and features. Here are some places to begin:

### Catechists and Teachers

- Current Events
- Chapter Downloads
- Catechist Prayer

### Faith First for Families

- Bible Stories
- Make a Difference

### Kids' Clubhouse

- Faith First Activities
- Chapter Reviews
- Games
- Saints

**Don't Forget!** You can make lesson planning a breeze—check out the **Online Lesson Planner**.

# The Church Celebrates All Year



# 10

## We Pray

**God our Father, you always show your love for us. Amen.**

*What is your favorite season of the year?*

Winter, spring, summer, and fall are the seasons of the year. The Church's year has seasons too.

*What are the names of the seasons of the Church's year?*

89



## Liturgy Tip

**Sacramentals.** Sacramentals are sacred signs (blessings and objects) the Church gives us "for the sanctification of certain ministries of the Church, certain states of life, a great variety of circumstances of Christian life, and the use of many things helpful to [people]" (*Catechism of the Catholic Church* 1668). Sacramentals are concrete objects and actions (blessings). It is always helpful for young children to see and touch the things that they are learning about, for example, a crucifix, an Advent wreath, a Nativity display. This week display in your prayer area a variety of sacramentals that are associated with the celebration of the liturgical seasons. Discuss each object and its use by the Church.

# Engage

## PRAY

- Gather the children for prayer.
- Remind them that Jesus is present with us when we pray.
- Pray the Sign of the Cross together.
- Pray the opening prayer aloud and have the children respond "Amen."

## DISCOVER

**Purpose:** To discover what the children may already know about the seasons of the Church's year

- Ask the children to look at the picture and identify the four seasons of the year. Then have them tell one thing they like to do during each season.
- Read the introductory paragraph and invite responses to the last question. **Advent, Christmas, Lent, Easter, Ordinary Time.**
- If the children cannot name the seasons of the Church's year, affirm their efforts and tell them that they will learn about the seasons of the Church's year in this chapter.

# Teach

## FOCUS

Read the "Faith Focus" question aloud. Share with the children that in this chapter they will explore the seasons of the Church's year.

## DISCOVER

- Share that each of the Church's seasons tells us something about Jesus.
- Present "The Seasons of the Church."
- Read "Advent" and have the children listen for what we celebrate during this season.

# Apply

## REINFORCE

- Point out the words *Church's year* and their meaning in "Faith Words." Have the children turn to page 295 in the Glossary, find the words, and write them in the space.
- Ask the children to recall that during Advent the Church gets ready for Christmas and we get our hearts ready for Jesus.

## INTEGRATE

- Show the children a regular calendar. Ask who knows when the year starts. **January.** Point out that the Church's year starts four weeks before Christmas.
- Have the children complete the activity. Ask volunteers to tell about how they use an Advent wreath or Advent calendar at home or in their parish.

## The Church's Year

### Faith Focus

What is the Church's year?

### Faith Words

#### Church's year

The Church's year is made up of five seasons. They are Advent, Christmas, Lent, Easter, and Ordinary Time.

#### Easter

Easter is the season of the Church's year when we celebrate that Jesus was raised from the dead.



*Color three candles purple and one candle pink in the Advent wreath. Tell how your parish or your family uses an Advent wreath to celebrate Advent.*

To prepare for

Christmas and get our hearts ready for Jesus.

## The Seasons of the Church

The different times of the **Church's year** are called its seasons. Advent, Christmas, Lent, Easter, and Ordinary Time are the seasons of the Church's year.

Each season of the Church's year tells us something about Jesus. All year long we remember God's love for us.

### Advent

Advent is the first season of the Church's year. The Advent wreath reminds us to prepare for Christmas. We get our hearts ready for Jesus. The color for Advent is purple.



### Teaching Tip

**Christmas Traditions.** After you present "Advent" you might share with the children this Irish Christmas tradition. Explain that on Christmas Eve people in Ireland put a candle in their window as a way to remember Mary and Joseph's journey to Bethlehem. The candle is meant to light their way. Suggest that the children might start this tradition with their families.

## Christmas


Christmas comes after Advent. During the Christmas season we remember the birth of Jesus. Jesus is God's greatest gift to us. He is God's Son who came to live on earth with us.

The Church's celebration of Christmas is not just one day. The season of Christmas lasts about two or three weeks. We use the color white to celebrate Christmas.



*Look at the picture. Tell the Christmas story to a classmate. Ask a classmate to tell you the Christmas story.*

*Affirm appropriate responses.*



91

## Faith-Filled People

### Joseph

Saint Joseph was the husband of Mary and the foster father of Jesus. The angel told Joseph that Mary was going to have a baby. The angel also told Joseph to give the baby the name Jesus. The Church celebrates the feast day of Saint Joseph on March 19.

## FOCUS

Remind the children that during Advent we prepare for the coming of Jesus. Share that they will now discover what we celebrate during the Christmas season.

## DISCOVER

- Present the section "Christmas" in your own words.
- Ask: What do we celebrate at Christmas? [The birth of Jesus.](#)
- Point out that the Church uses the color white to celebrate Christmas.
- Read "Faith-Filled People." Ask the children to describe one new thing they learned. [An angel spoke to Joseph as an angel spoke to Mary.](#)
- Summarize by sharing with the children the Gospel account of the angel telling Joseph about the birth of Jesus (see Matthew 1:18–25).

## Apply

### REINFORCE

Gather around a crèche or have the children look at the picture on this page. Lead them in singing an appropriate Christmas hymn to help them recall that we celebrate the birth of Jesus during Christmas.

### INTEGRATE

Have the children work in pairs to complete the activity on this page. Walk among the children and, if necessary, guide them in completing the activity.

## Background: Faith-Filled People

**Saint Joseph.** Joseph, husband of Mary and foster father of Jesus, was a descendent of King David. Though Scripture tells us little about Saint Joseph, he is described as a just man. We know that he was a carpenter, that he loved Jesus, and that he was a man of faith. He did what God asked of him. He left his home to care for Jesus and Mary. He followed the Jewish Law. We are told that he took his family to Jerusalem each year to celebrate Passover. Saint Joseph is the patron saint of fathers and workers. We celebrate two feast days in his honor: March 19, Joseph the Husband of Mary; and May 1, Joseph the Worker.

# Teach

## FOCUS

Recall that Advent and Christmas are the first two seasons of the Church's year. Point out that the children will now learn about the other seasons of the Church's year.

## DISCOVER

- Invite the children to share what they think of when they hear the words *Lent* and *Easter*.
- Read the text for "Lent." Have the children raise their hand when they hear what we celebrate during Lent. Then have them underline the sentence that tells the answer.
- Repeat the process for "Easter" and "Ordinary Time."


# Apply

## REINFORCE

- Write the names of the seasons of Lent, Easter, and Ordinary Time on the board. Ask the children to name the color the Church uses to celebrate each of these three seasons. *Lent, purple; Easter, white; Ordinary Time, green.*
- Point out the word *Easter* and its meaning in "Faith Words" on page 90. Have the children turn to page 296 of the Glossary, find the word, and write it in the space.

## INTEGRATE

- Point out the symbols on this page and help the children recall what these symbols remind us of.
- Have the children complete the activity.



## Lent

During Lent we remember that Jesus died for us on the cross. We get ready for Easter. We try harder to be kind and loving. The color for Lent is purple.



## Easter

Easter celebrates that Jesus was raised from the dead. This is the most important celebration of the whole Church year. We see the lighted Easter candle in our church. It reminds us that Jesus was raised from the dead. The color for Easter is white.



## Ordinary Time

During Ordinary Time we listen to Bible stories about what Jesus said and did. We learn to be followers of Jesus. The color for Ordinary Time is green.



*Color the symbols for Lent and Easter and Ordinary Time. Share with a partner what each symbol reminds us of Jesus.*

*Affirm appropriate responses.*



## Background: Liturgy

**Liturgical Colors.** For each season and feast of the liturgical year, the priest wears corresponding colored vestments. The Church is also adorned in the colors of the feast and season. During Advent and Lent the colors violet or purple are worn. These colors represent expectation and penance. White or gold represents joy and is worn during Christmas and Easter. Green, a symbol of hope, is worn during Ordinary Time. During Holy Week, the liturgical color for Palm Sunday of the Lord's Passion and Good Friday is red, which is also the liturgical color for Pentecost. White is the liturgical color for Holy Thursday and the Easter Vigil and Easter Sunday.

## Our Church Makes a Difference

### Celebrating Sunday

Sunday is the Lord's Day. We keep Sunday holy. Every Sunday we gather together for Mass. On every Sunday we remember that Jesus was raised from the dead.

Sunday is a special family day too. We spend time together. We celebrate that our family is part of God's family.



*How does your family celebrate Sunday, the Lord's Day?*

**Affirm appropriate responses.**



### Our Catholic Faith

#### Holy Days of Obligation

In addition to Sunday, Catholics have the responsibility to take part in Mass on other days. These days are called holy days of obligation.



93



### Background: Liturgy

**Celebrating the Lord's Day.** The Bible tells us that God rested on the seventh day of creation. Christians rest on Sunday, the day of the Lord's Resurrection. The Resurrection is the first day of the new creation of all things in Christ. Catholics keep Sunday, the Lord's Day, holy by gathering and taking part in the celebration of Mass. We worship God and give him praise and thanksgiving for all his blessings. We also keep Sunday holy by setting aside time to remember and celebrate that our family is a blessing from God.

### HIGHLIGHT

Point out that the Church family gives one day to the Lord each week.

### DISCOVER

- Present "Celebrating Sunday" by having the children point to the words *Lord's Day*.
- Emphasize that Sunday is the Lord's Day. The Church gathers at Mass on Sunday to remember that Jesus was raised from the dead.
- Explain that Sunday is also a special family day. We spend time with our own families and time with our Church family.
- Present "Our Catholic Faith." You might name the six holy days of obligation celebrated in the United States to begin to familiarize the children with these days, namely, Solemnity of Mary, Mother of God (January 1); Ascension of the Lord (Thursday of the sixth week of Easter); Assumption of the Blessed Virgin Mary (August 15); All Saints (November 1); Immaculate Conception of the Blessed Virgin Mary (December 8); Nativity of the Lord (December 25).

### INTEGRATE

Invite volunteers to tell how their families celebrate Sunday and brainstorm new ways that they may celebrate Sunday in the future.

# Connect

## HIGHLIGHT

Remind the children that during the Church's year, we celebrate God's love with the other members of our Church family.

## RESPOND

- Review the seasons of the Church's year and write their names on the board.
- Ask the children to point to the large candle on this page.
- Explain the activity and have the children complete it.

## CHOOSE


- Present "My Faith Choice" by helping the children brainstorm ways to celebrate the current Church season. Have them write how they will celebrate it.
- Encourage the children to put their faith choice into practice this week.

## What Difference Does Faith Make in My Life?

You remember all that Jesus did for us when you celebrate the seasons of the Church's year. You celebrate God's love with other people in your Church family.

### Celebrating God's Love

In the small candle write the name of one of the seasons of the Church's year. In the large candle write or draw how you celebrate that season.



### My Faith Choice

I will celebrate the season of the Church's year we are celebrating right now. I will

Affirm appropriate responses.

94

## Background: Doctrine

**The Liturgical Year.** "Through the yearly cycle [of the liturgical year] the Church unfolds the entire mystery of Christ and keeps the anniversaries of the saints" ("General Norms for the Liturgical Year and Calendar," *Roman Missal* 1). "From the time of the Mosaic law, the People of God have observed fixed feasts, beginning with Passover, to commemorate the astonishing actions of the Savior God, to give him thanks for them, to perpetuate their remembrance, and to teach new generations to conform their conduct to them" (*Catechism of the Catholic Church* 1164). The Church "recalling the mysteries of redemption . . . opens up to the faithful the riches of her Lord's powers and merits, so that these are in some way made present for all time" (*Constitution on the Sacred Liturgy* 102).

## We Pray

### Lord, We Praise You

Each day the Church praises God for his goodness and love. Pray this prayer of praise together.

**Group 1:** In the morning and the night,

**All:** Lord, we praise you.

**Group 2:** In the summer and the fall,

**All:** Lord, we praise you.

**Group 1:** In the winter and the spring,

**All:** Lord, we praise you.

**Group 2:** Every day of the year,

**All:** All people praise you, Lord.

## We Remember

Draw lines to match the Church seasons with what we celebrate.

- |           |   |
|-----------|---|
| Easter    | ● We get ready for Easter.                          |
| Christmas | ● We celebrate that Jesus was raised from the dead. |
| Lent      | ● We get ready for Christmas.                       |
| Advent    | ● We remember the birth of Jesus.                   |

### To Help You Remember

1. The Church has special times, or seasons, of the year.
2. The Church's year is made up of Advent, Christmas, Lent, Easter, and Ordinary Time.
3. Sunday is the Lord's Day.

Grade 1 • Chapter 10

95

## WE PRAY

- Tell the children that today we will celebrate with a prayer of praise. Divide the class into two groups and practice their response before you begin.
- Gather the children for prayer. Pray the Sign of the Cross together.
- Pray the prayer of praise together.
- Conclude by praying the Sign of the Cross together.

# Review

## WE REMEMBER

- Ask the children to recall what they have learned this week. Invite volunteers to read each "To Help You Remember" statement.
- Explain the activity and have the children complete it.

## Teaching Tip

**Review and Adjust Expectations.** Make adjustments to your expectations of the children as necessary as you use the "We Remember" section of this page. Make sure the directions are clear to all children. Remember that children with reading difficulties, children who have writing or visual difficulties, and children who have attention deficit difficulties sometimes need more time for completing activities. Refer to the "Special Needs" boxes throughout this guide for alternative strategies. Remember that the tips provided in these boxes can be applied throughout the year.

# At Home

## ENCOURAGE

Have the children carefully tear out pages 95 and 96 along the perforation. Encourage the children to share the pages with their families and to do the activities together. If they did not complete the review activity on page 95 by the end of the session, emphasize that they can complete it with their families.

## VISIT FAITHFIRST.COM

- Share with the children the many activities on the Faith First Web site.
- Encourage the children to visit [www.FaithFirst.com](http://www.FaithFirst.com).

## 10 With My Family

### This Week . . .

In chapter 10, "The Church Celebrates All Year," your child learned that the Church's year has special seasons just as the calendar year has. The seasons of the Church's year are Advent, Christmas, Lent, Easter, and Ordinary Time. The Easter Triduum of Holy Thursday, Good Friday, and the Easter Vigil/Easter Sunday are the heart and center of the Church's liturgical year. During the Church's year we celebrate and share in the Paschal Mystery of Christ's Passion, death, Resurrection, and Ascension. We join with Christ all year long and share in his work of salvation.

For more on the teachings of the Catholic Church on the Church's year, see *Catechism of the Catholic Church* paragraph numbers 1163-1175.

### Sharing God's Word

Read together Psalm 150. Emphasize that all throughout the liturgical year the Church gives praise and thanksgiving to God.

### Praying

In this chapter your child prayed a prayer of praise. Read and pray together the prayer on page 95.

### Making a Difference

Choose one of the following activities to do as a family or design a similar activity of your own.

- When you take part in Mass this week, look around and listen for all the signs that tell you what season of the Church year the Church is now celebrating.
- Choose an activity that will help you celebrate the current liturgical season. For example, during Advent you can use an Advent calendar to help anticipate and prepare for Christmas.
- Make a banner to hang in your home that will remind you of the current season of the Church's year. Look for ways to celebrate that season at home as a family. For example, during Lent take part in Operation Rice Bowl.

For more ideas on ways your family can live your faith, visit the "Faith First for Families" page at [www.FaithFirst.com](http://www.FaithFirst.com). You will find it helpful to take a look at "Questions Kids Ask."



96

### Before Moving On . . .

As you finish today's lesson, reflect on the following question before moving on to the next chapter.

*How well have I used affirming comments and affirmed behaviors that I would like the children to use with one another?*

### Evaluate

Take a few moments to evaluate this week's lesson. I feel (circle one) about this week's lesson.

- very pleased
- OK
- disappointed

The activity the children enjoyed most was . . .

The concept that was most difficult to teach was . . . because . . .

Something I would like to do differently is . . .

# ENRICHING THE LESSON

## Singing Songs About the Church's Seasons

### Purpose

To reinforce the Church's seasons of the year (taught on pages 90–92)

### Directions

Teach the children the following song about the liturgical seasons, using the tune to "Mary Had a Little Lamb."

Advent is the time of year, time of year,  
time of year,

Advent is the time of year we get ready  
for Christmas.

Christmas is the time of year, time of  
year, time of year,

Christmas is the time of year we  
celebrate Jesus' birth.

Oh, Lent is the time of year, time of  
year, time of year,

Oh, Lent is the time of year we get ready  
for Easter.

Easter is the time of year, time of year,  
time of year,

Easter is the time of year we celebrate  
Jesus' rising.

Ordinary Time of the year, time of the  
year, time of the year,

Ordinary Time of the year, we listen to  
Jesus' word.

### Materials

printed copies of the song

## Playing a Game: What Season Am I?

### Purpose

To reinforce the seasons of the Church's year (taught on pages 90–92)

### Directions

- Give each child a card with a different season of the Church's year. Read the season to the child and have the child repeat the season you have given to them.

- Invite the children to listen for clues about the season on their card and to stand when the answer to the clues is the season on their card.
- Ask a volunteer to give another clue about their season or you might give one clue and have everyone stand who has the card for that season. Do not hesitate to use a season again with a different clue.

### Materials

cards with the names of the five seasons printed on them

## Literature Connection

### Purpose

To reinforce the seasons of the year (taught on page 89)

### Directions

- Discuss with the children what happens to plants during the different seasons of the year.
- Invite them to listen to the story *The Tiny Seed* by Eric Carle (Alladin Picture Books, 2001) to find out what happens to this tiny seed.
- After reading the story have volunteers retell the story and put gestures and actions to the story.

### Materials

*The Tiny Seed* by Eric Carle



## Music Connection

- "Thank You, God," J. Vogt. *Rise Up and Sing* #198.
- "God's Church Is Made of People," M. Bernthal/C. Brown. *Faith First Kindergarten–Primary Songs* #8.
- "Walking by Faith," D. Haas. *Singing Our Faith* (SOF) #179.
- "We Are the Church," R. Avery/D. Marsh. *SOF* #186.