

CONTENTS

Helps for the Catechist

Welcome!	T4
The Catechetical Ministry	T4
The Foundations of Catechesis	T5
A Spiral Curriculum Based on the Four Pillars of the Catechism	T6
BLEST ARE WE Program Overview	T7
Learning Styles and Strategies	T10
Profile of the Third-Grade Child	T12
The Learning Environment	T14
Involving the Parish	T16
Involving the Family	T18
Introducing Take Home Family Time Pages	T19
Teaching Doctrine	T20
Teaching Worship	T21
Teaching Morality	T22
Introducing Faith in Action	T23
Teaching Prayer	T24
Introducing www.blestarewe.com	T25
Learning Activities	T26
Assessment	T28

Scripture

Understanding Scripture	T29
<i>A catechist's complete mini-course on the Bible and teaching Scripture to children</i>	

Teaching Scripture	T37
---------------------------	-----

Core Chapters 1

Planning pages and step-by-step suggestions for teaching all twenty chapters of BLEST ARE WE Grade 3

Feasts and Seasons 233


Eleven lesson plans on the liturgical year and major feast-day celebrations

Our Catholic Heritage 259

A brief survey of Catholic doctrine, organized according to the four pillars of the Catechism

Resources T39

Answer Key for the chapter activity masters and resources for liturgical catechesis



CONTENTS

Let Us Pray	9
Traditional Catholic prayers and devotions	
The Bible	17
Preparing to understand the Scriptures	
Program Song	22
"Blest Are We"	

UNIT 1	The Church Is One	23
	Unit Song • "We Are One"	24

CATECHISM PILLARS



CHAPTER

PAGE

1. The Holy Spirit Guides Us to Become Church	25
<i>The Holy Spirit helps us live our Christian Faith.</i>	
Scripture Story • Saint Paul's Message	28
Prayer Celebration • A Petition Prayer for God's Church	32
Faith in Action • Parish Ministry • Catechists	34
2. We Receive the Sacraments of Initiation	35
<i>The Church welcomes us with the Sacraments of Initiation.</i>	
Worship • Our Welcoming Church	38
Prayer Celebration • A Prayer of Initiation	42
Faith in Action • Parish Ministry • Confirmation Sponsor	44
3. We Show Our Love for One Another	45
<i>We show love for God by loving others.</i>	
Scripture Story • The Paralyzed Beggar	48
Prayer Celebration • A Meditation Prayer	52
Faith in Action • Parish Ministry • Helping Poor and Homeless People	54
4. Jesus Teaches Us to Pray	55
<i>Jesus teaches us to pray the Lord's Prayer.</i>	
Scripture Story • The Lord's Prayer	58
Prayer Celebration • Prayers of Sharing	62
Faith in Action • Parish Ministry • Prayer Groups	64

UNIT 2	The Church Is Holy	65
	Unit Song • "Jesus, Heal Us"	66



5. Jesus Shows Us How to Forgive and Heal	67
<i>As Christians we are to act with compassion toward others.</i>	
Scripture Story • Jesus Cures a Sick Man	70
Prayer Celebration • A Response Prayer	74
Faith in Action • Parish Ministry • The Parish Council	76
6. We Celebrate Reconciliation and Healing	77
<i>Jesus heals and forgives in the Sacraments of Healing.</i>	
Worship • An Invitation from God	80
Prayer Celebration • A Prayer of Sorrow	84
Faith in Action • Parish Ministry • Helping People Who Are Grieving	86

7. Jesus Teaches Us How to Love and Care 87

The Great Commandment tells us to love God above all things.

Scripture Story • Jesus Fulfills God's Word 90**Prayer Celebration** • A Prayer of Petition 94**Faith in Action** Parish Ministry • Youth Ministries 96**8. We Pray to the Holy Spirit 97**

God sends his Holy Spirit to guide us.

Scripture Story • The Man Who Would Not Quit 100**Prayer Celebration** • A Prayer to the Holy Trinity 104**Faith in Action** Parish Ministry • Pastors 106**UNIT 3****The Church Is Catholic 107**

Unit Song • "Gather 'Round This Table" 108

9. Catholics Are "Open to All" 109

The Catholic Church welcomes all people.

Scripture Story • The Samaritan Woman 112**Prayer Celebration** • A Prayer for Guidance 116**Faith in Action** Parish Ministry • Ministers of Hospitality 118**10. We Gather for Mass 119**

God calls us together to celebrate the gift of his Son.

Worship • The Lord's Day 122**Prayer Celebration** • A Prayer of Praise 126**Faith in Action** Parish Ministry • Altar Servers 128**11. We Serve Others 129**

We are called to share the Good News with others.

Scripture Story • Philip and the Ethiopian 132**Prayer Celebration** • A Prayer of Praise 136**Faith in Action** Parish Ministry • Parish Maintenance Committee 138**12. We Pray for All People 139**

The Holy Spirit makes Jesus Christ known in the world.

Scripture Story • The Fire at Pentecost 142**Prayer Celebration** • A Litany for Mary 146**Faith in Action** Parish Ministry • Family Rosary Groups 148**UNIT 4****The Church Is Apostolic 149**

Unit Song • "Jubilate Servite" 150

13. The Church Continues the Mission of the Apostles 151

Christ calls us to share his Good News with others.

Scripture Story • Jesus Sends the Apostles 154**Prayer Celebration** • A Prayer of Belief 158**Faith in Action** Parish Ministry • World Mission Work 160**14. We Are Committed Through the Sacraments 161**

God calls us to serve others in different ways.

Worship • We Are Called to Serve 164**Prayer Celebration** • We Pray for Our Vocation 168**Faith in Action** Parish Ministry • Visions 170**15. We Are Faithful to Our Commitments 171**

We are called to use our talents to serve others.

Scripture Story • The Apostles' Mission 174**Prayer Celebration** • A Prayer of Commitment 178**Faith in Action** Parish Ministry • Parish Music Ministry 180



16. We Pray for Faith	181
<i>Catholic Christians share the faith of the Apostles.</i>	
Scripture Story • Stephen Is Called to Serve	184
Prayer Celebration • We Pray the Apostles' Creed	188
Faith in Action • Parish Ministry • Earth Stewardship Committee	190

UNIT
5

The Church Has a Mission to the World 191

Unit Song • "Bring Forth the Kingdom"	192
--------------------------------------------------------	-----



17. The Church Is a Sign of the Kingdom of God	193
<i>We are called to be signs of God's kingdom in the world.</i>	
Scripture Story • Jesus Describes God's Kingdom	196
Prayer Celebration • A Prayer of Petition	200
Faith in Action • Parish Ministry • Christian Churches Working Together	202



18. We Are Called to Serve	203
<i>We share blessings as a way of spreading the Good News.</i>	
Worship • We Pray Through the Day	206
Prayer Celebration • A Prayer of Blessing	210
Faith in Action • Parish Ministry • Communion Ministry to the Sick	212



19. The Church Is a Witness for Justice and Peace	213
<i>We are called to respond to the suffering of others.</i>	
Scripture Story • The Good Samaritan	216
Prayer Celebration • A Litany for Peace	220
Faith in Action • Parish Ministry • Respect Life Committee	222



20. The Church Prays for World Peace	223
<i>We are called to work for justice and to be peacemakers.</i>	
Scripture Story • Zacchaeus the Tax Collector	226
Prayer Celebration • A Prayer for World Peace	230
Faith in Action • Parish Ministry • Peace Planners	232

FEASTS AND SEASONS

The Church Year	234	Lent: A Season to Renew Life	243	Mary	251
<i>The season of Lent is when we celebrate the Sacrament of Reconciliation and perform kind acts for others.</i>				<i>Mary, Mother of the Church, is the title given to honor Mary as the mother of all Christians.</i>	
Sunday and Feast Days	236	Holy Week	245	Saint Dominic	253
<i>The calendar, seasons, holy days, feast days, symbols, and colors.</i>		<i>During Holy Week we celebrate the three holiest days of the church year.</i>		<i>Saint Dominic is an example to children of how they, too, can follow Jesus and live holy lives.</i>	
Advent	237	Easter	247	Dorothy Day	255
<i>The Advent wreath helps us count down the time to the celebration of Jesus' birth in Bethlehem.</i>		<i>Easter is the Feast of Good News celebrating Jesus Christ's rising from the dead.</i>		<i>Dorothy Day gave strong Christian witness to the Gospel values she converted to and lived out daily.</i>	
Christmas	239	Ascension	249	Feast of John the Baptist	257
<i>Christmas is the celebration of Christ's birth at Bethlehem and the promise that he will come in glory.</i>		<i>On the Feast of Ascension we remember Jesus' return to his Father in heaven.</i>		<i>Saint John the Baptist was chosen by God to prepare people for Jesus Christ.</i>	
Lent: A Time to Prepare	241				
<i>The season of Lent is the forty-day preparation period prior to the celebration of Easter.</i>					

OUR CATHOLIC HERITAGE

Organized according to the 4 pillars of the Catechism

I. What Catholics Believe	260	III. How Catholics Live	268
II. How Catholics Worship	262	IV. How Catholics Pray	274
		GLOSSARY	279
		INDEX	283

The Church Is Holy

UNIT 2

We meet the Lord Jesus Christ in his work that we read about in the Gospels. We learn to be the likeness of God our Father. We do this through the love we receive from his divine Son.

*The Spirit of the Lord is upon me,
because he has anointed me
to bring glad tidings to the poor.*
Luke 4:18



It was in a synagogue, much like the ancient one shown here in the city of Capernaum, that Jesus read from the scroll of the prophet Isaiah.



Catch-up Catechesis

Topics To help children who need Catch-Up Catechesis, this unit covers the following Topics.

Ch. 5 How to heal

Ch. 7 How to love and care

Ch. 6 Reconciliation and healing

Ch. 8 Prayer to the Holy Spirit

Let Us Pray Prayers to connect to this unit:

The Hail Mary, p. 11

Glory Be to the Father, p. 11

Prayer of Sorrow, p. 15

Prayer to the Holy Spirit, p. 11

Our Catholic Heritage Topics to review with this unit:

About Sacraments of Healing, p. 263

About Reconciliation, p. 264

About Conscience, p. 268

About the Trinity, p. 260

About the Commandments, p. 270

The Church Is Holy

UNIT 2

Summarizing the Unit

Introduce the children to the unit by reading aloud with them the title of the unit and the summary paragraph that relates ways that we meet and learn to be like Jesus Christ.



Discussing the Scripture

Read the Scripture verse from Luke aloud with the children. Help the children understand that Jesus was reading from the scroll of the prophet Isaiah when he spoke these words.

Discussing the Photographs

- Invite the children to look carefully at the photographs and describe what they see. Then have a volunteer read aloud the caption that explains the connection between the photographs and the Scripture verse. Invite discussion.
- You may want to revisit this page at the conclusion of the unit to reinforce and review what the children have learned.

Faith Words

Chapter 5

compassion

mercy

original sin

Chapter 6

Reconciliation

Anointing of the Sick

Chapter 7

authority

respect

commandment

Chapter 8

guidance

Holy Trinity

Introducing the Song

Read the words of the song with the children. Discuss the meaning of unfamiliar words. Next, listen to the recording. It can be found on the BLEST ARE WE music CD 3. Have the children sing along with the recording. When you feel they are ready, have them sing along with the instrumental track.

Using the BLEST ARE WE Song Book

The BLEST ARE WE Song Book contains hymns and psalms that can be used in a parish setting as well as in the religious education of children. (Recordings and instrumental tracks are also available.) Each chapter contains suggestions from the song book along with the song number.

Choosing Additional Songs

Each At-a-Glance Planner has music suggestions that correlate to themes in the chapter. These and all suggested songs/hymns can be used in place of or in addition to the unit or program song. Review any gestures that may accompany the song or make up your own!

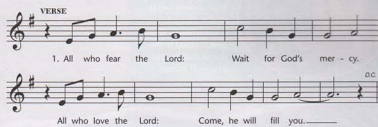
 Suggestions for movement and additional music can be found at www.blestarewe.com.

Special Notes

Collaborate with your parish director of music ministries to find times during parish celebrations to use the program or unit songs. This will link the music in the religion program to the liturgical life of the parish. If possible, have someone play the chosen song on the piano or another instrument during the session. Guitar chords and keyboard accompaniment can be found in the BLEST ARE WE Accompaniment Book.

Jesus, Heal Us

Words and Music by David Haas



2. All who fear the Lord:
Follow the way.
All who love the Lord:
Hope in God's goodness.
Refrain
3. All who fear the Lord:
Keep your hearts prepared.
All who love the Lord:
Be humbled in God's presence.
Refrain
4. All who trust the Lord:
God will uphold you.
Let us cling to our God;
Let us fall in the arms of the Lord!
Refrain

© 1999, GIA Publications, Inc.

When to use the unit song:

- before or after the opening prayer
- during the prayer celebration
- at the end of the session
- during special celebrations

When to use the instrumental tracks:

- as the children enter the room
- during the opening prayer
- as background music during independent work time
- during the prayer celebration (especially during a meditation prayer service)
- during the Feasts and Seasons lessons

Jesus Shows Us How to Forgive and Heal

Chapter

5

Background for the Catechist

Sooner or later, someone will disappoint, betray, or hurt us. When this happens, there is a natural tendency to retaliate. The Old Testament is filled with instances of sanctioned retaliation. "You shall give life for life, eye for eye, tooth for tooth..." (Exodus 21:23-24). But the New Testament Scriptures reveal to us Jesus' teaching about mercy and compassion: "I say to you, offer no resistance to one who is evil. When someone strikes you on [your] right cheek, turn the other one to him as well..." (Matthew 5:39). God establishes a new covenant with his people and, through his Son, shows us how to forgive and heal others. In Luke 5:17-26 we read the story of how Jesus not only cured the physical suffering of a paralyzed man, but he cured his spiritual ailment as well. Jesus forgave the man's sins. Through his mercy and compassion, Jesus showed the paralyzed man that God truly cared for him.

Our Call to Forgive Others

Saint Francis of Assisi followed Jesus Christ by using his inheritance and devoting his life to help the poor, the sick, and the dying. He spread Christ's message of healing and love to everyone he met. We, too, are called to be caring, compassionate, and forgiving. Such healing actions are at the heart of what it means to be Church.

Faith Focus

As Christians we are called to act with compassion and mercy toward others.

We are to forgive those who hurt us.

Time for Reflection

Think about a time someone has deliberately or unintentionally hurt you. Write what you think you need to do in order to heal.

Catechist Prayer



Jesus, healer of all my hurts, I turn to you in times of need. Please give me the grace I need to forgive those who hurt me. Help me teach the children the importance of compassion and understanding. Heal their hurts and enable them to forgive those who have hurt them. Amen.

At-a-Glance Planner

TIME GUIDE

Share 15 minutes



- Pray the Scripture verse.
- Read the text and discuss personal experiences.
- Complete the matching activity.

Additional Activity

- Draw a cartoon.

Materials

- pens or pencils
- materials for prayer corner as listed on page 66C

Additional Activity

- paper
- markers

Activity Master 5a

See Catechist Guide, page 66D.



Hear & Believe 25 minutes



- Discuss the illustration.
- Read, retell, and discuss the Scripture story about Jesus curing the sick man.
- Teach the doctrine in "Our Church Teaches."
- Discuss the We Believe and the Faith Words.

Additional Activity


- Fill in a prayer verse.

Additional Activity

- Bible (one for every two children)
- markers
- 3-by-5-inch cards
- CD player



Respond 20 minutes



- Discuss the photo.
- Use "story props" to read the story about Saint Francis.
- Complete the word scramble.
- Select words of Healing.
- Pray "A Response Prayer."
- Distribute the Take Home Family Time pages for the next chapter.

Additional Activity

- Do the interview activity.

- scarves or pieces of fabric
- play money
- paper swords
- paper hearts
- DVD player
- TV monitor

Additional Activity

- book of stories about Saint Francis
- white paper
- pencils

Activity Master 5b

See Catechist Guide, page 67.

Overview

Chapter

5

Multimedia Resources

Books

- *When Jesus Was Young*
Carole MacClennan
(Twenty-Third Publications, 1993)
Children learn through activities, crafts, and stories, what the homes, food, clothing, and lifestyles were like when Jesus was a child in Galilee.

Audio

- BLEST ARE WE Scripture CD 3, Track 4

Books

- *St. Francis*
Brian Wildsmith
(Eerdmans Publishing, 1995)
Bright, detailed illustrations enhance Saint Francis' story, which is told delightfully in the first person.

Music

- "Jesus, Heal Us"
(Unit 2 song, page 66)
BLEST ARE WE music CD 3, track 3
BLEST ARE WE Song Book #13
Gather Comprehensive II Hymnal #846
- "Be Merciful, O Lord"
BLEST ARE WE music CD 2, track 3
BLEST ARE WE Song Book #8
Gather Comprehensive II Hymnal #744
- "With Open Hands"
GIFTS FOR A LIFETIME CD, track 3
GIFTS FOR A LIFETIME Song Book #2

Videos


- DVD *Quick Clips* 3, Segment 3
"Canticle of Saint Francis"

Learning Focus

This chapter will help the children

1. understand that God sent Jesus to heal and forgive us because we were born with original sin which is forgiven in Baptism.
2. realize that God wants us to act with compassion and mercy.
3. learn that the Holy Spirit is with us and helps us do God's will.


Catechism Connection



The *Catechism of the Catholic Church* (CCC) tells us that we all have original sin from the first man and woman, that God loved us and sent his son to be our salvation, and that the Holy Spirit guides us to do God's will.

CCC references: 417, 419, 620, 621, 747

GDC and NDC Connections



The *General Directory for Catechesis* (GDC) looks at the trinitarian perspective. This chapter helps the children understand the healing power of God.

GDC references: 99, 100

The *National Directory for Catechesis* (NDC) applies catechetical principles associated with teaching about forgiveness and mercy where compassion and mercy are seen in light of Penance.

NDC references: Ch. 5 Section 36 B

For the Prayer Corner



Arrange the prayer corner as described on page T24. Apply band aids to a sheet of poster paper labeled *Ways We Can Heal*. As the children arrive, encourage each of them to write on or near a bandage one way they can be forgiving, kind, generous, or loving.

Visit www.blestarewe.com



Visit our Catechists and Kids sections for

- interactive and printable activities.
- the Liturgical Calendar.
- Lesson Planning Resources.

Name _____

My Special Support System

Think about the people at home, school, church, and community who have helped you when you were sad or hurting. They are your Special Support System. Write their names and telephone numbers below. Keep this list near you. Call on your SSS when you need help. Remember to pray for the people who are part of your SSS.

My Special Support System

_____	
_____	
_____	
_____	

To the Teacher: This activity reinforces the Share activity in Chapter 5.

BLEST ARE WE 3

5a

CHAPTER 5




Warm-Up Activity Master can be used for early-arriving children.
Or Icebreaker for **Share**.

Name _____

Following Jesus

We follow God's love when we live and act as Jesus did. How do you think Jesus would want you to act in the situations described below? Write your answers on the lines provided.



1. You and your friends are in the park playing a game together. You see a classmate sitting alone, watching.

2. You see your sister crying.

3. You have learned that a classmate has said some mean things about you. He tells you he is sorry. He knows it was a wrong thing to do.

4. You and a friend are in a toy store. You see your friend put a small toy in her pocket.

To the Teacher: This activity reinforces the importance of acting with compassion, support, and forgiveness.

CHAPTER 5

5b

BLESS ARE WE 3



Wrap-Up Activity Master can be completed during the session. Or at home.

Take Home PAGES

Pre-chapter home activities for families

Chapter

5

FAMILY TIME

Beginning at Home

Many of the children will have spent some time with their families working with the Take Home Family Time pages at home. You can help the children connect with what was done at home by discussing the saint featured or using A Prayer for the Week at an appropriate time.

Getting ready for Chapter 5

Take Home



Jesus Shows Us How to Forgive and Heal

For most people, the family is the first experience of God's love and grace. At the same time, our first experiences of sinfulness usually occur within the family. When we live in close relationship, there are many occasions when we hurt each other. We become familiar with others' weaknesses and, at times, exploit them to our advantage.

ACTIVITY
Out of Favor Ask everyone in the family to make a list of ways that they know they have done something wrong. Is it a look on Mom's face? Is it the sound of Father's voice? Is it when a brother or sister starts crying?



WEEKLY PLANNER

On Sunday

Twice that at the beginning of Mass we are asked to recall our sins and to ask forgiveness of God.

On the Web

Visit our Web site for the saint of the day and the reflection question of the week.

Saint of the Week

Saint Francis of Assisi (1181-1226)
Francis was a spoiled child born to a wealthy family in Assisi, Italy. One day Jesus called to him in a vision. He gave up his wealthy life and lived as a poor person. He started a new religious group called the Franciscans.
Patron Saint of animals, environment
Feast Day October 4



Our Father, help us walk in Saint Francis' footsteps and follow Jesus Christ as he did. Give us the grace to act with kindness toward all we meet. May our giving come from loving you, Amen.

Family Time Level 3 67

Getting ready for Chapter 5

Take Home



Scripture Background

In the Time of Jesus

Roof The roof was a distinctive feature of a first century home in the Holy Land. Made of woven branches covered with packed clay, the roof served as additional living space. By law, Israelites had to build a low wall along the edges of the flat roof. This helped to keep the children safe when they played there. Families also used the roof as an extra sleeping area, especially on hot nights. Women placed laundry on the roof to dry.



In Luke 5:17-26, read about a group of men who lowered their paralyzed friend through an opening in a roof so that Jesus could heal him.

OUR CATHOLIC TRADITION

in Architecture

Saint Michael's Cathedral
The archangel Michael is considered to be the patron of Kiev in the Ukraine. St. Michael's Monastery of the Golden Dome was originally built there in the twelfth century. Stalin's army demolished it in 1936. Rebuilt from scratch, this cathedral was completed in 2001. Artists painted and adorned the interior of the church with new frescoes and mosaics, done according to the style and techniques of the twelfth century. Its six golden domes reveal the splendor of its architecture.



68 www.blestarewe.com



Sunday Connection

Visit Our Web Site Catechists and parents can visit www.blestarewe.com for

- resources related to the Sunday liturgy.
- a summary of the Sunday Scripture readings.
- the Reflection Question of the Week.
- seasonal activities.



More About the Saint of the Week

Saint Francis of Assisi Visited hospitals and cared for the sick. Believed that when you serve the poor, you serve Christ himself. Told people about Jesus' message of peace and love. Felt all God's creations, human and animal, deserved respect.



Praying

A Prayer for the Week

A Prayer for the Week in Chapter 5 relates to that part of the lesson that teaches us to act with kindness and mercy because it is God's will. You might invite the children to meditate on Saint Francis' life for a few moments before beginning the prayer.

**5 Jesus Shows Us How to Forgive and Heal**

He shared our sadness and understood our pain.

Based on Isaiah 53:4

Share

God sent Jesus, his Son, to show us how to forgive and heal one another. Think carefully. Remember people who have helped you. How did they forgive you when you had done wrong? How did they help heal you when you were hurting?

Activity

Look at the pictures. Help Monique find healing and forgiveness by drawing a line to the person who can best help her. Then choose one person from the pictures. Share with a partner how that person helps Monique.



Accept all reasonable answers.

If we sin,
how can we
be healed?

Believe 69

Additional Activity**Share Drawing a Cartoon**

- Give the children paper and markers.
- Ask them to draw a cartoon showing them being kind to someone.
- Allow children to pass around their cartoons so that everyone gets to view several cartoons.

Share**Praying with Scripture**

- Welcome the children and remind them that God's children help one another.
- Ask volunteers to suggest ways they can be of help to others.
- Call the children to the prayer corner. Light the candle. Pray the opening Scripture verse at the top of the page. Sing the unit song on page 66.
- Allow a moment for reflection.

Personal Experience

Invite a volunteer to read aloud the first paragraph.

Ask "Who helps you when you are sad or hurting?" (Answers will vary.)

Doing the Activity

- Invite the children to look at the pictures as a volunteer reads the directions. Give the children time to complete the activity.
- Discuss the children's answers. Point out that the third situation was caused by the choices Monique and her friend made.

Call attention to the Page
Turner questions throughout
the chapter.

Hear & Believe

✦ Discussing the Scripture Story

The Illustration Invite the children to examine the picture on pages 70 and 71.

Ask "What is happening in this picture?" (*A man is being lowered through the roof.*)

The Scripture Tell the children that this Scripture story shows that Jesus had compassion.

- Have the children work in three groups. Give each group about one third of the story to read. Have them decide how to retell the story. Then have a member of each group retell the story.

Ask "What tells you that the friends of the paralyzed man were determined to get him to Jesus?" (*They climbed onto the roof and lowered him into the house through an opening they made.*)
 "Why did the man's friends go to so much trouble?" (*They were sure Jesus would heal him.*)

Ask "What do you think is the most important part of this story?" (*Possible responses: the men had faith in Jesus' healing power; the men's sins were forgiven; Jesus healed the paralyzed man.*)

- Help the children understand that it was the faith of the paralyzed man and his friends that moved Jesus to heal the man.

Hear & Believe

✦ Scripture Jesus Cures a Sick Man

Crowds followed Jesus wherever he went. Many came to hear the good news and be healed. Some were sick in body and others were troubled in spirit. They believed that Jesus had the power to heal them. One day, a group of men carried a paralyzed friend to the place where Jesus was teaching. They were sure Jesus would heal their friend.

When they arrived at the house where Jesus was speaking, there were so many people that they could not get inside!

One of them had a great idea! The men climbed on the roof. They were able to make a hole in the roof. Very carefully, they lowered their friend inside.

Seeing this, Jesus knew that they trusted him to heal their friend. He said to them, "As for you, your sins are forgiven."


But someone asked, "How can he say that? Who but God alone can forgive sins?"

To show that God had given him the power to forgive sins, Jesus said to the paralyzed man, "I say to you, rise, pick up your stretcher, and go home."

The man who had been paralyzed stood up! He picked up his stretcher and walked out of the house. The man praised God all the way home. Everyone was surprised and said, "We have seen amazing things today!"

Based on Luke 5:17-26

70



Scripture Background

Homes in Jesus' Time

- First-century village homes in Galilee were small, boxlike buildings, usually made of handmade, sun-dried clay brick, or stone. The flat roof was made of branches woven together, placed on wooden rafters, and covered with clay that was baked hard in the sun. It would not have been difficult for the paralytic's friends to have "opened up the roof" (Mark 2:4). Luke's reference to "tiles" on the roof was an adaptation for his non-Palestinian audience.
- The roof, topped by a short wall (Deuteronomy 22:8), added living space to the small homes. The roof was reached by climbing a ladder or narrow stairs positioned against the outer walls.



God Sends Jesus to Heal

God sends Jesus to heal us because we were born with **original sin**. This is the **sin** of the first man and woman. When Jesus saw the paralyzed man and the great faith of his friends, he knew what God would want him to do. Jesus looked at the friends' troubled spirits and freed them of sin. Jesus saw the man's sickness and made him well. Jesus' power to forgive and to heal comes from God.

Our Church Teaches

Jesus followed his Father's will. He forgave people their sins and healed them. He acted with **compassion** and **mercy**. Jesus showed compassion to the paralyzed man because he understood the man's need and helped him. He showed mercy to the man's friends because he was kind, generous, and forgiving. Jesus tells us to do the same because it is God's will. Jesus promised that the Holy Spirit would stay with us always, to help us do God's will.

We Believe

God sent Jesus to heal and forgive us. We follow God's will when we live and act as Jesus did. The Holy Spirit is with us and guides us to do God's will.

Faith Words

compassion
Compassion means "to have feeling for someone's problem and wanting to help." Jesus teaches us to have compassion for our neighbors.

mercy
Mercy is the great kindness and generosity of God's forgiveness and love.

original sin
Original sin is the sin of the first man and woman. We received this first sin from them.

How do we heal and forgive?

71

Understanding Scripture

Choose a volunteer to read aloud "God Sends Jesus to Heal."

Say "When we have faith as the paralyzed man and his friends did, we can be sure Jesus will forgive and help us, too."

Understanding Doctrine

Have a volunteer read "Our Church Teaches."

Say "Jesus teaches us to act with compassion and mercy. Being compassionate isn't always easy, so Jesus promised that the Holy Spirit would guide us to do God's will."

Ask "What would the world be like if all people were compassionate towards one another?" (*Possible responses: there would not be any war or prejudice; no one would be poor, or homeless.*)

We Believe/Faith Words

- Reinforce the We Believe statement.

Ask "Guided by the Holy Spirit, what do we try to do?" (*follow God's will*)

- Ask volunteers to explain the meaning of the Faith Words in their own words.

Additional Activity

Scripture Filling in a Prayer Verse

- On the chalkboard, print " _ _ _ _ _ d;
_ _ _ _ _ ."
- Have the group in pairs. Give each pair a Bible, markers, and 3-by-5 inch cards. Tell them to read Mark 5:36 to find the missing letters in the prayer verse.
- Choose a volunteer to print the missing letters in the proper spaces on the board. (o n o e a a i d u s a e a i) Encourage the children to copy the verse onto the index cards and pray it with their families.



Cultural Awareness

Holy Land Pilgrimages

In the land where Abraham and Jesus lived, and where Muhammad visited, the government of Israel is now the guardian of the holy places of Christians, Jews, and Muslims. Millions of worshipers of the three faiths come to the Holy Land each year to pray, to be healed and forgiven, and to feel the nearness of God. They try to practice respect for each other's traditions.

Respond



Discussing the Saint Story

The Photograph Invite the children to look at the picture of an actor playing the role of Saint Francis.

Ask "What characteristics of Saint Francis do you think the actor is trying to convey?" (*Francis was poor; he wore a religious habit.*)

The Story Gather as many of the following story props as possible: scarves or pieces of fabric, play money, paper swords, and paper hearts. Distribute these among the children.

- On the board, print:
scarves = cloth, clothes
paper money = money, business
paper sword = soldier, battle
paper heart = happy, love, peace
- Invite the children to listen as you read the story. Have them hold up their story object when they hear a word that matches it.

Ask "Why do you think Francis wasn't happy making money?" (*Responses may include: spreading Jesus' message made him happier.*)
 "How did Saint Francis show compassion?" (*He helped the poor, sick, and dying.*)

"Why do you think other people soon joined Saint Francis?" (*They were attracted by his happiness and holiness; they wanted to help others*)

- Tell the children that Saint Francis also had compassion for all the animals of the earth. He respected everything God had made and called all God's creatures his "sisters" and "brothers."

Respond

Saint Francis of Assisi




Francis was born in 1182 in Assisi, Italy. As a young boy, he wanted to be a rich cloth merchant just like his father. Francis quickly learned how to buy and sell cloth. He liked the hard work and all the money that he made. Francis enjoyed spending money, too. With all that work and money, Francis thought that he was happy.

But as Francis grew older, he became bored with his life. He wanted adventure. So, he became a soldier in the Assisi army. Once, Francis fought in a battle and was taken prisoner by the enemy.

After he was set free, Francis returned to his father's business. But he found out that making money and selling clothes did not please him any longer. He spent a lot of time praying that the Holy Spirit would show him a better way to live.

One day Francis saw Jesus Christ in a vision! God was calling him to a new kind of adventure! Francis decided to do all he could to help the poor, the sick and the dying. At long last, Francis was happy. He knew that by helping others he was spreading Jesus' message of love, peace, and happiness.

Soon, many others would join Francis to work among the sick, poor, and homeless. These people became a group called the Franciscans. Today, Franciscan friars and sisters spread Jesus' message of love and peace, just as Saint Francis of Assisi did long ago.



72



Enriching the Chapter

Canticle of the Sun

- Read to the children from Saint Francis' "Canticle of the Sun" as shown below. Then ask them to illustrate this prayer.
- "O... good Lord God, to Thee belong... all blessings! Praised be my Lord God with all His creatures; and especially our brother the sun, who brings us the day, and who brings us the light... Praised be my Lord for our sister the moon, and for the stars which He has set clear and lovely in heaven. Praised be my Lord for our sister water... Praised be my Lord for our brother fire... Praised be my Lord for our mother the earth... Praise ye, and bless ye the Lord, and give thanks unto Him."



Activities

Jesus acted with compassion and mercy when he cured the paralyzed beggar. Jesus taught that there are many ways we can be healing and forgiving. Saint Francis learned from Jesus.

1. Unscramble the letters to see what Saint Francis learned.

ssiopcoanm + yemrc = eapce & nessipahp

compassion + mercy = peace & happiness

2. Sara wants to heal and forgive as Jesus teaches, but she is not sure what to say. Circle words of compassion and mercy that Sara could use. Add words of your own in the extra space.



73

Doing the Activities

Read the first paragraph.

1. Word Scramble

- Direct the children's attention to the activity. Choose a volunteer to read the directions.
- To help children unscramble the letters, write the first letter of each word in the equation on the chalkboard ($c + m = p \& h$).
- Have a volunteer write the unscrambled words on the board. (*compassion and mercy = peace and happiness*)

2. Selecting Words of Healing

- Invite a volunteer to read the directions.
- Have the children first circle the proper words. Then, allow time for them to write-in words of their own.

Additional Activity

Respond Interviewing Saint Francis

- Using *Saints for Children* by Mary Kathleen Glavich or another resource, read several stories about Saint Francis to the children. Encourage the children to imagine that Saint Francis will be visiting your session.
- Allow all those who wish, an opportunity to portray Saint Francis.
- Invite others to ask Saint Francis questions.



Catholic Social Teaching

Option for the Poor and Vulnerable

Explain to the children that Saint Francis gave away all his belongings to help the poor. They might want to form a club called P.E.A.C.E. (People Eager to Assist Children Everywhere). Begin by helping the children research the needs of other children in your area.

Once you have identified needs and organizations that assist children, encourage donations of goods by the children.

Respond

Preparing for Prayer

- Remind the children that we often turn in prayer to the saints, hoping that they will bring our needs and petitions to God for us.
- Select six readers for the prayer. If the children illustrated the "Canticle of the Sun" prayer, call them forward, one by one, and ask them to place their drawings on the prayer table. Have them bring their texts to the prayer corner.

Say "(Name), God loves you and blesses you."



A Response Prayer

- Invite the remaining children to pray the response.
- End with the song you have chosen for the celebration.

Ask: "Why do you think Francis wasn't happy making money?"
(Responses may include: spreading Jesus' message made him happier.)
"How did Saint Francis show compassion?" (He helped the poor sick, and dying.)



Prayer Celebration

A Response Prayer

Reader 1: God called Saint Francis to bring his healing and forgiveness to others. God does not forget us when we hurt from sickness or sin.

Reader 2: God shows us mercy and compassion. Let us share our words of compassion and mercy.

(Share words of compassion and mercy from Activity.)

All: Lord, free us from sin.

Reader 3: Saint Francis, servant of Jesus Christ

All: Pray for us.

Reader 4: Saint Francis, helper of the poor and homeless

All: Pray for us.

Reader 5: Saint Francis, healer of the sick

All: Pray for us.

Reader 6: Let us offer each other a sign of peace.
(All shake hands with persons near them.)

All: Peace be with you.

74



Looking Ahead to Chapter 6



Take Home

Tear out the Take Home Family Time pages for the next chapter. Remind the children to work on these at home with their parents or guardians.

Cultural Connections

www.blestarewe.com/familytime



Visit our Web site for the Take Home Family Time pages in Polish, Portuguese, Spanish, and Vietnamese.



5


Chapter Review

A Circle the letter of the best answer.

- _____ means to have feeling for someone's problem and wanting to help.
 - power
 - mercy
 - c** compassion
 - forgiveness
- God gave to Jesus _____.
 - original sin
 - b** power to heal
 - temptation
 - unhappiness
- This is the sin of the first people on earth.
 - power
 - greed
 - c** original sin
 - misunderstanding
- _____ is great kindness and generosity of God's forgiveness.
 - compassion
 - power
 - understanding
 - d** mercy

B Draw or write about two things Jesus did for the paralyzed man.

Responses will vary.
pp. 70–71

www.blestarewe.com  75

Chapter Review

Reviewing the Chapter

- This page serves as a review of the goals of the Learning Focus on page 66C.
- Be sure that children understand that God wants us to act with compassion and mercy.

Completing the Exercises

- Allow children to look back at the pages in the chapter to find answers they cannot recall on their own.
- Discuss the definitions with the children and reteach any concepts that were misunderstood or forgotten. Have the children correct any mistakes that were made.

Memory Tip

Suggest the children make a habit of thinking of all living things as their brothers and sisters as Saint Francis did.

Answer Locator

A

1	p. 71	3	p. 71
2	p. 71	4	p. 71

B

pp. 70–71



Wrap-Up

Time permitting, Chapter Review and/or Faith in Action can be completed during the session. Or at home.

Self-Evaluation

This session was

- ☐ one of the best
☐ pretty good
☐ in need of improvement

What worked out best was _____

For next time I would change _____

I will be sure to prepare for _____

Faith in Action

Parish Ministry

The Parish Council

- Lay Catholics volunteer their time and talent to serve on Parish Councils. A council addresses issues affecting the life of the parish; social, service, financial, educational, and worship.
- Councils hold the parish family together by evaluating current programs and developing new initiatives. They work with the pastor, with parish committees, and parishioners.
- Discuss with the children some issues they think the parish council could address in your parish.
- Explain to the children that, much like Parish Councils, when they consider and respect the rights of others and work for the common good they are living out the Catholic social teaching **Rights and Responsibilities of the Human Person**.

Doing the Activities

1. Everyday Life Connections

- Review the rules in column one with the children.
- Direct the children to match each rule with the name of the person who needs to be reminded of that rule.

2. Parish Connection

- Discuss possible rules of conduct that classmates, family, parish family, and parish pastoral council could all follow.
- Invite volunteers to share their completed codes of conduct.

Faith in Action

The Parish Council In our families, people love us enough to make rules that help us learn how to become the very best we can be. In our parish family, there is also a special group of people to help members become the very best they can be. This group, the parish pastoral council, reminds us of the rules and what we stand for as a parish family. They ask us to do our part as members of the parish family. They listen to our ideas so that together we serve Jesus better.

In Everyday Life

Activity Draw a line from each rule in column 1 to a sentence about a person in column 2 who needs to be reminded of the rule.

- | | |
|-----------------------------------|------------------------------------------|
| 1. Lights out at 9 p.m. | a. Sam ignores his sister's question. |
| 2. No snacks before dinner. | b. Mia reads her book long past bedtime. |
| 3. Respect your parents. | c. Miguel eats ice cream after school. |
| 4. Answer when you are spoken to. | d. Karen talks back to her mother. |

In Your Parish

Activity Write three rules for a code of conduct that your classmates, your family, your parish family and the parish pastoral council could all follow. **Accept all reasonable responses.**

76

Level 3 Parish Ministry



Catholic Social Teaching

Rights and Responsibilities of the Human Person

- Human dignity can be protected and a healthy community achieved only when the rights of all people are protected and personal and communal responsibilities of all people are met. Our tradition insists that both rights and responsibilities should be honored. It is important to help parishioners connect Sunday worship to work on Monday. Christian witness, sacrifice, and service, are benchmarks of discipleship.
- Invite the children to suggest responsibilities they have such as eating healthy foods, or helping at home. Discuss also their right to a safe environment, food, and shelter.

