

# Contents

Scope and Sequence, Kindergarten	T8
Welcome to <i>We Believe with Project Disciple</i>	T10
Frequently Asked Questions	T12
Profile of a Kindergarten Disciple	T13
Program Overview	T14
This Year Go Green!	T22
Introductory Chapter	T0

## UNIT 1 God Gives Us Many Gifts 17

### 1 God Made All Things

Plan and Prepare	19A
Family Reproducible Master	19E
Video Reproducible Master	19F
<b>Lesson Plan</b>	19
• God made the whole world.	
• Everything God made is good.	
Psalms 89:12	
Reproducible Master 1	25A

**PROJECT DISCIPLE** featuring God's Many Gifts

**Take Home** Thanking God for his special gifts

### 2 God Gives Us Light

Plan and Prepare	27A
Family Reproducible Master	27E
Video Reproducible Master	27F
<b>Lesson Plan</b>	27
• God made the sun.	
• God made the moon and the stars.	
Genesis 1:3-5	
Reproducible Master 2	33A

**PROJECT DISCIPLE** featuring God's Gift of Light

**Take Home** Praying with candlelight

### 3 God Gives Us Water

Plan and Prepare	35A
Family Reproducible Master	35E
Video Reproducible Master	35F
<b>Lesson Plan</b>	35
• God made water.	
• God gives us water to live.	
Genesis 1:10	
Reproducible Master 3	41A

**PROJECT DISCIPLE** featuring God's Gift of Water

**Take Home** Conserving water

### 4 God Gives Us the Land

Plan and Prepare	43A
Family Reproducible Master	43E
Video Reproducible Master	43F

**Lesson Plan** 43

- God filled the land with many gifts.
- God wants us to take care of the gifts of the land.

Genesis 1:10  
Reproducible Master 4 49A

**PROJECT DISCIPLE** featuring God's Gift of Land

**Take Home** Reducing, reusing, and recycling at home

### 5 God Made the Animals

Plan and Prepare	51A
Family Reproducible Master	51E
Video Reproducible Master	51F

**Lesson Plan** 51

- God made all kinds of animals.
- Animals are gifts from God.

Genesis 1:25  
Reproducible Master 5 57A

**PROJECT DISCIPLE** featuring God's Gift of Animals

**Take Home** Learning about caring for animals

## SEASONAL CHAPTERS

### 6 The Church Year

Plan and Prepare	59A
<b>Lesson Plan</b>	59
• God wants us to celebrate his love for us.	
Psalms 98:4	
Reproducible Master 6	65A

### 7 Ordinary Time

Plan and Prepare	67A
<b>Lesson Plan</b>	67
• All during the year we celebrate Jesus' love.	
Mark 12:30	
Reproducible Master 7	73A

## UNIT 2 God Is Our Creator 75

### 8 God Made All People

Plan and Prepare . . . . .	77A
Family Reproducible Master . . . . .	77E
Video Reproducible Master . . . . .	77F

#### Lesson Plan 77

- God made everyone.
  - God loves all people.
- Acts of the Apostles 17:25

Reproducible Master 8 . . . . .	83A
---------------------------------	-----

#### PROJECT DISCIPLE featuring Thanking God

**Take Home** Learning about your family's heritage

### 9 God Made Us

Plan and Prepare . . . . .	85A
Family Reproducible Master . . . . .	85E
Video Reproducible Master . . . . .	85F

#### Lesson Plan 85

- God made you.
  - God loves you.
- Psalm 139:14

Reproducible Master 9 . . . . .	91A
---------------------------------	-----

#### PROJECT DISCIPLE featuring My Favorites

**Take Home** Celebrating family members' unique traits

### 10 God Helps Us to Discover

Plan and Prepare . . . . .	93A
Family Reproducible Master . . . . .	93E
Video Reproducible Master . . . . .	93F

#### Lesson Plan 93

- God gives us our senses.
  - We use our senses to discover God's world.
- Psalm 63:5

Reproducible Master 10 . . . . .	99A
----------------------------------	-----

#### PROJECT DISCIPLE featuring My Senses

**Take Home** Planning a family dinner that celebrates the senses

### 11 We Learn About God with Our Families

Plan and Prepare . . . . .	101A
Family Reproducible Master . . . . .	101E
Video Reproducible Master . . . . .	101F

#### Lesson Plan 101

- Our families help us to discover God's world.
  - Our families share God's love.
- Psalm 136:1; Psalm 23

Reproducible Master 11 . . . . .	107A
----------------------------------	------

#### PROJECT DISCIPLE featuring Saint Gianna

**Take Home** Sharing God's love as a family

### 12 We Learn About God with Our Friends

Plan and Prepare . . . . .	109A
Family Reproducible Master . . . . .	109E
Video Reproducible Master . . . . .	109F

#### Lesson Plan 109

- Friends are special gifts from God.
  - We show our friends God's love.
- Psalm 150:6

Reproducible Master 12 . . . . .	115A
----------------------------------	------

#### PROJECT DISCIPLE featuring Showing Love

**Take Home** Thanking God for family friends

## SEASONAL CHAPTERS

### 13 Advent

Plan and Prepare . . . . .	117A
----------------------------	------

#### Lesson Plan 117

- God gives us the greatest gift.

Reproducible Master 13 . . . . .	123A
----------------------------------	------

### 14 Christmas

Plan and Prepare . . . . .	125A
----------------------------	------

#### Lesson Plan 125

- Jesus was born in Bethlehem.
- Isaiah 9:5; Luke 2:1-8

Reproducible Master 14 . . . . .	131A
----------------------------------	------

## unit 3 Jesus Shows Us God's Love.....133

### 15 God Chooses Mary

Plan and Prepare.....	135A
Family Reproducible Master.....	135E
Video Reproducible Master.....	135F

#### Lesson Plan..... 135

- Mary loved God very much.
  - God asked Mary to be the Mother of his Son.
- Luke 1:26-31

Reproducible Master 15.....	141A
-----------------------------	------

#### PROJECT DISCIPLE featuring Mary, Mother of Jesus

**Take Home** Honoring Mary at home and church

### 16 God the Father Gives Us Jesus

Plan and Prepare.....	143A
Family Reproducible Master.....	143E
Video Reproducible Master.....	143F

#### Lesson Plan..... 143

- Jesus is the Son of God.
  - Jesus is one of us.
- John 3:16

Reproducible Master 16.....	149A
-----------------------------	------

#### PROJECT DISCIPLE featuring God's Greatest Gift

**Take Home** Learning about Jesus in the Bible

### 17 Jesus Grew Up in Nazareth

Plan and Prepare.....	151A
Family Reproducible Master.....	151E
Video Reproducible Master.....	151F

#### Lesson Plan..... 151

- Jesus grew up in a family.
- Jesus, Mary, and Joseph showed their love for one another.

Luke 2:40-51

Reproducible Master 17.....	157A
-----------------------------	------

#### PROJECT DISCIPLE featuring The Holy Family

**Take Home** Comparing your family with the Holy Family

### 18 Jesus Teaches and Helps Us

Plan and Prepare.....	159A
Family Reproducible Master.....	159E
Video Reproducible Master.....	159F

#### Lesson Plan..... 159

- Jesus taught many people.
  - Jesus was kind, good, and caring.
- Matthew 4:23-5; Luke 18:15-16; John 6:3-15

Reproducible Master 18.....	165A
-----------------------------	------

#### PROJECT DISCIPLE featuring Thanking Jesus

**Take Home** Acting like Jesus

### 19 Jesus Wants Us to Love

Plan and Prepare.....	167A
Family Reproducible Master.....	167E
Video Reproducible Master.....	167F

#### Lesson Plan..... 167

- Jesus wants us to tell others we love them.
  - Jesus wants us to show others we love them.
- John 15:12

Reproducible Master 19.....	173A
-----------------------------	------

#### PROJECT DISCIPLE featuring Jesus Wants Us to Love

**Take Home** Sharing love as a family

## SEASONAL CHAPTERS

### 20 Lent

Plan and Prepare.....	175A
Lesson Plan.....	175

- Jesus asks us to live as he did.
- Matthew 17:5

Reproducible Master 20.....	181A
-----------------------------	------

### 21 The Three Days

Plan and Prepare.....	183A
Lesson Plan.....	183

- The Three Days are very special.
- John 3:16

Reproducible Master 21.....	189A
-----------------------------	------

## UNIT 4 Jesus Wants Us to Share God's Love.....191

### 22 We Belong to the Church

Plan and Prepare.....	193A
Family Reproducible Master .....	193E
Video Reproducible Master .....	193F

#### Lesson Plan.....203

- The Church is the family of God.
  - At Baptism we become members of the Church.
- 1 John 3:1

Reproducible Master 22 .....	199A
------------------------------	------

**PROJECT DISCIPLE** featuring The Sign of the Cross

**Take Home** Praying the Sign of the Cross

### 23 We Pray As Jesus Did

Plan and Prepare.....	201A
Family Reproducible Master .....	201E
Video Reproducible Master .....	201F

#### Lesson Plan.....201

- Prayer is one way we can show our love for God.
  - Jesus showed us how to pray.
- Jeremiah 29:12

Reproducible Master 23 .....	207A
------------------------------	------

**PROJECT DISCIPLE** featuring Kateri Tekakwitha

**Take Home** Integrating prayer into family life

### 24 We Celebrate Jesus' Gift of Himself

Plan and Prepare.....	209A
Family Reproducible Master .....	209E
Video Reproducible Master .....	209F

#### Lesson Plan.....209

- Jesus shared a special meal with his friends.
  - Jesus shares himself with us, too.
- Luke 22:17

Reproducible Master 24 .....	215A
------------------------------	------

**PROJECT DISCIPLE** featuring Mass

**Take Home** Celebrating at Mass

### 25 We Care About Others as Jesus Did

Plan and Prepare.....	217A
Family Reproducible Master .....	217E
Video Reproducible Master .....	217F

#### Lesson Plan.....217

- Jesus cared about everyone.
  - Jesus wants us to care about others, too.
- John 13:15; Luke 10:29-37

Reproducible Master 25 .....	223A
------------------------------	------

**PROJECT DISCIPLE** featuring Ways of Caring

**Take Home** Caring for others

### 26 We Celebrate That Jesus Is Our Friend

Plan and Prepare.....	225A
Family Reproducible Master .....	225E
Video Reproducible Master .....	225F

#### Lesson Plan.....225

- Jesus had many friends.
  - Jesus shares his friendship with us.
- John 15:15; 21:4-13; Matthew 28:20

Reproducible Master 26 .....	231A
------------------------------	------

**PROJECT DISCIPLE** featuring Jesus With Us Always

**Take Home** Remembering that Jesus is always with your family

## SEASONAL CHAPTER

### 27 Easter

Plan and Prepare.....	233A
-----------------------	------

#### Lesson Plan.....233

- We celebrate Jesus' new life.
- Psalms 149:1

Reproducible Master 27 .....	239A
------------------------------	------



## PROJECT DISCIPLE RESOURCES.....241B

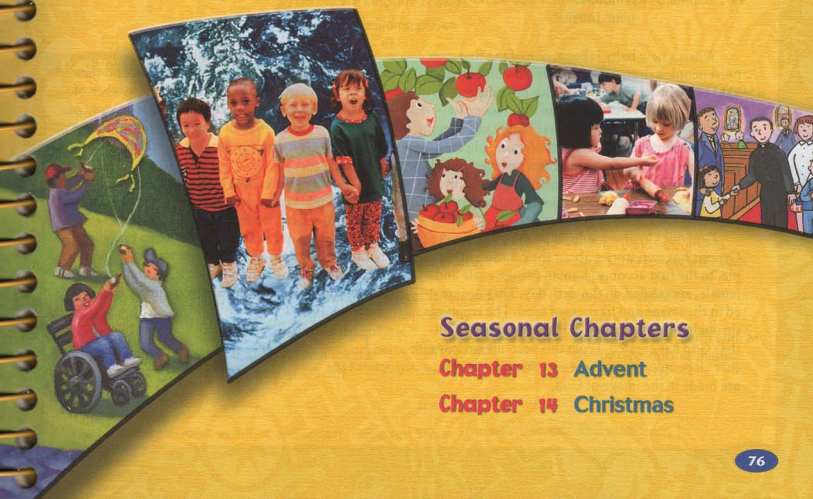
Family Survey.....	241C
Project Disciple Take Home .....	241
The Holy Spirit Came Booklet .....	247
Key Words Reproducible Master .....	249A
My Prayer Booklet .....	249
Index .....	253
Kindergarten Certificate .....	255
End-of-Year Prayer Service .....	256



# God Is Our Creator

## unit 2

<b>Chapter 8</b>	<b>God Made All People</b> .....	<b>77</b>
<b>Chapter 9</b>	<b>God Made Us</b> .....	<b>85</b>
<b>Chapter 10</b>	<b>God Helps Us to Discover</b> .....	<b>93</b>
<b>Chapter 11</b>	<b>We Learn About God with Our Families</b> .....	<b>101</b>
<b>Chapter 12</b>	<b>We Learn About God with Our Friends</b> .....	<b>109</b>



### Seasonal Chapters

**Chapter 13** Advent

**Chapter 14** Christmas

## Overview

In Chapter 5 the children learned that God made the animals as gifts for us. In this chapter, the children will learn that God made all people good and that God loves all people.

## Doctrinal Content

For Adult Reading and Reflection  
*Catechism of the Catholic Church*

The children will learn:

- God made everyone. . . . . 355
- God loves all people. . . . . 360

## Catechist Background

**W**hat family resemblances do you observe in your family?

When a new baby is born, one of the first questions people ask is, “Whom does the child look like?” In many families we notice physical resemblances. The very observant can also recognize non-physical characteristics that family members have in common, such as tones of voice, phrases, and mannerisms. Such similarities are even found among family members who are not genetically related. So, too, there are common characteristics shared by the family of God.

God our Creator made all people. The Book of Genesis has two stories about the creation of people. In the first account, human beings, male and female, are created on the sixth day. They are created in the image and likeness of God. The emphasis throughout this account is on the goodness of all that God has created. From this account we learn that all people, everywhere and throughout time, are made in the image of God.

In the second account of creation in Genesis, we are told that God created Adam first, and then Eve from Adam’s rib. Eve is called the “mother of all the living” (Genesis 3:20). From this account of creation, we learn that all people are meant to live in unity as God’s family because we all share common ancestors.

God loves the people he has created. All that he asks is that his creatures love him in return. This is not because God needs our love, but simply because he desires it. God’s love is given freely, as is his act of creation. So, too, is our love to be given freely. This is not a simple task, but a challenging one worthy of those who are made in the image of God.

**I**n what ways do you share love freely with the children and others in your life?

# Lesson Planning Guide


## Lesson Focus

## Presentation

## Materials


### Day 1

#### page 77

 Acts of the Apostles 17:25

#### page 78

God made everyone.

- Listen to Scripture.
- Discuss the **We Gather** question.
- Present the **We Believe** text.
-  Do the **We Believe** activity.
- Consider the **We Respond** ideas.
- Pray the concluding prayer.



For the prayer space: Bible, globe

- crayons or colored pencils
- magazines, scissors, and glue (option)

### Day 2

#### pages 79–80


God loves all people.


- Pray the **We Gather** prayer.
- Discuss the **We Gather** ideas.
- Read and discuss the **We Believe** text.
-  Do the **We Believe** activity.
-  Do the **We Respond** activity.
- Pray the concluding prayer.


- crayons or colored pencils
- scissors, glue

### Day 3

#### pages 81–82

 "The People We See"

- Pray the **We Gather** prayer.
- Discuss the **We Gather** ideas.
- Introduce the **We Believe** booklet.
- Discuss the **We Believe** ideas.
-  Do the **We Respond** activity.
- Pray the concluding prayer.


 "The People We See" booklet

- drawing paper and crayons

### Day 4

(Guide only)

Reproducible Master 8

- Pray the **We Gather** prayer.
- Discuss the **We Gather** ideas.
-  Complete the Reproducible Master 8 activity.
- Discuss and pray in **We Respond**.

- copies of Reproducible Master 8
- a model of the wreath
- crayons, markers, scissors, glue
- paper plates and string or yarn

### Day 5

#### page 83

Let's Celebrate God's Gift of People


#### page 84

#### Project Disciple

Ideas for Reviewing the Chapter

- Prepare for prayer.
- Pray: Let's Celebrate God's Gift of People.
- Complete the **Project Disciple** activity.
- Explain the **Take Home** activity.
- Review the chapter.
- Discuss/send home **Sharing Faith with My Family**, guide page 77E.

- rhythm band instruments
- large light blue circle for each child
- crayons or markers

-  Grade K CD
- copies of **Sharing Faith with My Family** reproducible master, guide page 77E



# Focus on Life

## Chapter Story

**K**ezia lived in the little yellow house at the end of Ridge Street. Every day she rode her bike with its shiny training wheels down the block. When she passed Mr. Wong's house, he waved to her. Her next door neighbor, Mrs. Diaz, always smiled at her and called out, "Hi, Kezia."

Kezia was looking forward to Saturday. Her mom had told her that the families on Ridge Street would be having a block party. They would put tables and chairs outside under the trees. The Hill family would roast hot dogs. Mr. Wong would make his special chicken. Kezia couldn't wait to taste Mrs. Diaz's apple pie.

The block party was going to be fun. Tommy Hill, a sixth grader, was going to dress up as a clown. His mom promised to do face painting for all the kids. Kezia's older brother might show off some new dances he had learned at school.

Kezia's mom planned to fill some balloons with water. The children would toss them to one another and wait to see whose balloon would break first. Her dad was saving shiny pennies in a jar for the party. He planned to hide them in a sandbox and then have the kids hunt for the pennies. Kezia hoped that the boys and girls would have races and play games, too.

Kezia thought about her neighbors. They were different from one another in many ways. Some were old. Some were young. Some liked to talk, and others were quiet. Some came from other countries and some spoke different languages. Kezia knew that all her neighbors were special. God had made them all.

► *What is special about the people in your neighborhood?*

Copyright © by William H. Sadler, Inc. Permission to duplicate classroom quantities granted to users of We Believe.





# Enrichment Ideas

## PROJECT DISCIPLE

### Additional Activity

**Materials needed:** picture books about people from various cultures and countries

Fill your classroom library with picture books about other countries and cultures. Select a few titles to read aloud to the children. Display all the books as a way to introduce and expose the children to people of many cultures from around the world. Remind the children that God made all people of the world.



### Family Connection Update

Invite the children to share what they learned about animals from their family visits to libraries or bookstores.



### Option for Class or Home

Let ventriloquist Randy J. Malick and his puppet friends introduce this chapter's theme and content with a streaming video. Extend the video presentation with Video Reproducible Master 8, guide page 77F.

## FAITH and MEDIA

- ▶ This week the children will learn that God made all people and that he loves all people. Remind the children that we could use media such as books, videos, and the Internet to learn more about the many different people God has made. To supplement the pictures in the *We Believe* text, bookmark a few appropriate Web sites to visit with the children. If time permits, you can watch short videos of children living in other countries around the world.

## Meeting Individual Needs

### English Language Learners

Help these children feel welcome in your class by including their countries in your lesson plans. Ask the children to locate their homelands on the globe or on a world map. Also invite people from the children's families or ethnic communities to visit the class. Pray for all the people in the particular countries you have talked about.

## We Believe Resources

- Grade K *Review & Resource Book*, pages 15–16
- Grade K *Family Book*, pages 24–26
- Grade K CD-ROM *Resource for Catechists*
- [www.webbelieveweb.com](http://www.webbelieveweb.com)

# SHARING FAITH

## with My Family



### Sharing What I Learned

Tell your family what you learned this week.



### God Made All Families

Have your family think about another family that they know.  
What is their family name?  
How is their family like your family?  
How is their family different from your family?



Make time for family prayer this week.

Visit Sadlier's

[www.WEBELIEVEweb.com](http://www.WEBELIEVEweb.com)



Connect to the Catechism

For adult background and reflection,  
see paragraphs 355 and 360.


Name \_\_\_\_\_

Go to [www.webelieveweb.com](http://www.webelieveweb.com) to watch the Chapter 8 video: *God Made All People*.



Ruffles the Rabbit reminded us that God made all people. Draw a picture of yourself using the model. Color it and cut it out. Attach a craft stick to make a puppet.

Perform a puppet show about all God's people.





## Catechist Goal

- To emphasize that God made all people

## Our Faith Response

- To identify ways through which we can enjoy God's world

## Lesson Materials

- crayons or colored pencils
- scissors, glue, and magazines (option)
- globe

## The Prayer Space


As you place the following objects in the prayer space, explain their significance to the children.

- *The Bible reminds us of God's love for all.*
- *A globe reminds us that there are many people who live in the world.*

### WE GATHER

 Acts of the Apostles 17:25

God "gives to everyone life and breath and everything."



What would you like to ask the people in these pictures?

77

## Lesson Plan

### WE GATHER

\_\_\_ minutes

**✦ Pray** Invite the children to think about all the different people in the world. Then read the Scripture verse.

**Focus on Life** Have the children study the pictures on page 77. Read aloud the *We Gather* question and invite the children to offer their responses. This would be a good time to read and discuss the *Chapter Story* on page 77C. It is about a neighborhood that includes people of diverse backgrounds. Tell the children that in this lesson they will learn that God made all people and has given them many gifts.

### WE BELIEVE

\_\_\_ minutes

**Hold** up the globe and explain that people live in countries all over the world. Then read the *We Believe* statement and paragraph that follows.


**Point** to the picture of the park. Ask the children to name one of God's greatest creations that is not in the picture (*people*).


**✂ Read** the activity directions aloud. Tell the children that they can draw on the page or cut out pictures from magazines and paste them in the appropriate places. When all of the children have completed their work, invite them to share their pictures with one another. Talk about the ways in which the people are enjoying God's world.

## WE BELIEVE

## God made everyone.

God made all people good.  
God gave people many gifts.  
He gave people the world and  
all the good things in it.

 Add people to this picture.  
Show them enjoying God's world.



## ACTIVITY BANK

## Curriculum Connection

## Language Arts

**Activity Materials:** stories about differences

Invite volunteers to take turns telling stories they have heard in which a character has a different trait. Some examples would be “The Ugly Duckling;” “Dumbo, the Elephant;” “Rudolph, the Red-Nosed Reindeer;” or “Stuart Little.” After each volunteer tells the story, discuss how each character used the gifts that he or she had been given. When all the stories have been told, ask the children what they learned from them.

## Quick Check

- ✓ Who made everyone in the world? (God made everyone in the world.)
- ✓ What did God give people? (God gave people the world and all the good things in it.)

## WE RESPOND (Guide Only) \_\_\_\_\_ minutes

**Connect to Life** Remind the children that God made all people good and gave them special gifts. Ask: What are some of the gifts that God gives people?

(Possible responses include the gifts of creation talked about in Unit 1.) Encourage the children to take turns naming gifts they have received from God.

**Pray** Conclude the lesson by asking the children to repeat each line of this prayer after you read it aloud: God, we thank you for making all people. Amen.

## Plan Ahead for Day 2

**Catechist Goal:** To help the children recognize that God loves all people

**Preparation:** Have crayons or colored pencils and scissors for each child.

## Catechist Goal

- To present that God loves all people

## Our Faith Response

- To identify ways in which people share God's love

## Lesson Materials

- crayons or colored pencils
- scissors and glue

## Teaching Tip


### Idea for a Bulletin Board

Use photos from magazines to start a bulletin board entitled "God Loves All the People." Refer to the photos on the bulletin board when talking about the ways people are different and how God loves each and every one.

## WE BELIEVE

### God loves all people.

There are people in every part of the world.  
God loves all of them.  
He wants them to love him.  
God wants all people to share his love.



Add yourself in the picture.

79

## Lesson Plan

### WE GATHER (Guide Only) \_\_\_ minutes

**Pray** Ask the children to repeat each line of the following prayer.

Dear God,

Thank you for your good gifts.

Thank you for people all over the world.

**Focus on Life** Remind the children that God made everyone and placed people in every part of the world. Encourage the children to share what they know about people who live in faraway places. Tell the children that in this lesson they will learn that God loves all people.

### WE BELIEVE \_\_\_ minutes

**Read** aloud the *We Believe* statement and paragraph. Ask: What are the people in the pictures doing? (smiling) Why do you think they are smiling? (Possible response is they know that God loves them.)

**Ask** the children to describe the ways the people on the page differ from one another. Remind the children that God loves them all. Read the activity directions aloud. Invite the children to add themselves to the picture. Tell them they belong in the picture because God loves them, too.



## ACTIVITY BANK

## Multiple Intelligences

## Bodily-Kinesthetic

Discuss with the children ways in which they can share God's love. For example, they can help a child who has fallen down to get up. Invite a pair of volunteers to pantomime sharing God's love. Ask the other children to guess what the pair is acting out. Let other pairs have a turn.


## Curriculum Connection


## Art

**Activity Materials:** several colors of tempera paint, paint brushes, drawing paper

Review the pictures of different people (in the *We Believe* text, the bulletin board, books, and so on). Then invite the children to paint one person they have seen in a photo. Later encourage the children to talk about their paintings. Display the paintings as one mural entitled "God Loves Us All!"

## WE RESPOND

 Cut out the hearts at the side of the page. Look at each picture. Talk about the way people are sharing God's love. If this is a way you can share love, put a heart near the picture.



80

## Quick Check

- ✓ Whom does God love? (God loves all people.)
- ✓ What does God want all people to share? (God wants all people to share his love.)

## WE RESPOND

— minutes

**Connect to Life** Read the activity directions aloud. Invite the children to work in pairs to talk about what is happening in each picture and to decide where to paste the hearts. Then have the children cut out the hearts and paste them near the pictures they have cho-

sen. When all the students have completed the activity, invite the pairs to explain where they pasted their hearts and why. Help the children to understand that all the people in the pictures are sharing God's love.

**Pray** Conclude the lesson by having the children recite after you this prayer: *God, help us to share your love today.*

## Plan Ahead for Day 3

**Catechist Goal:** To emphasize that God made all people different

**Preparation:** Prepare a list of similarities and differences of people.

God made all people.

## The People We See

Here are people wearing different kinds of clothes.

Who made these people?

4

**PUPIL PAGE 81**

1

Here are people eating different kinds of foods.

Who made these people?

Here are people doing different kinds of things.

Who made these people?

2

**PUPIL PAGE 82**

3

## Lesson Plan



## WE GATHER

\_\_\_ minutes

**✚ Pray** Ask the children to think about God. Invite them to repeat each line of this prayer.

*God, help me listen today.*

*Teach me more about your people.*

*Teach me more about your love.*

**Focus on Life** Discuss what the children have learned in this chapter about ways that people are different. (*People come from different countries, look different, speak different languages, and so on.*) Point out: *Some people are good at sports; others are good at painting.* Discuss these types of differences among people. Tell the children that in this lesson they will learn that God made all people different and with different abilities.

## WE BELIEVE

\_\_\_ minutes

**Make the Booklet** Tell the children that they are going to read a booklet called "The People We See." Say: *This booklet will help you remember the many different kinds of people God made.* Help the children to fold their booklets.

**Read** each page of the booklet. After you read the question *Who made these people?* on page 1, 2, and 3, pause to allow the children to answer God.

## WE RESPOND

\_\_\_ minutes

**Connect to Life** Give each child a sheet of drawing paper. Show the children how to fold it in half to make a booklet. On page 1, have the children draw themselves wearing their favorite clothes. On page 2, have the children draw themselves eating their favorite food. On page 3, have the children draw themselves doing one of their favorite activities. On page 4, have the children draw people in their families.

**Pray** Conclude the lesson by having the children echo this prayer:

*Thank you, God, for making all people different.*

*Thank you, God, for making all of us. Amen.*

## ACTIVITY BANK

## Curriculum Connection

## Social Studies

**Activity Materials:** magazines or books with pictures of people in several different ethnic settings

Show the pictures to the children. If possible, identify the country the people live in and point it out on the globe. Invite the children to look at the pictures of all the people and have each child choose one person who interests him or her. Ask each child to explain to the group why the person caught his or her attention. Use the opportunity to affirm the uniqueness of each individual.

## Plan Ahead for Day 4

**Catechist Goal:** To reinforce that God loves everyone

**Preparation:** Make copies of Reproducible Master 8. Make a model of the wreath.



Name \_\_\_\_\_

Make a wreath.

Color the pictures of the children and the bow.



# Lesson Plan

## WE GATHER

— minutes

**✚ Pray** Ask the children to pray after you: *God, you have made us all different and special. Thank you for loving us. Amen.*

**Focus on Life** Ask the children: *Is someone in your family taller or smaller than you?* Have volunteers respond and also describe other ways they differ from members of their family. Ask everyone: *How could you show each member of your family that you appreciate him or her?* Let them identify ways such as telling another person what they like about him or her or helping that person. Tell the children that in today's lesson they will make something to help them remember what they have learned in the chapter:

- God made everyone.
- God loves all people.

## WE BELIEVE

— minutes

**Extend with the Reproducible Master** Explain that the children will make a wreath that will remind them that God loves everyone. Distribute copies of Reproducible Master 8, as well as the supplies the children will need. Show the children the wreath that you completed. Invite the children to color the picture of the people, cut it out, and then glue it on a paper plate to make a wreath. Help each child punch a hole at the top of the plate and loop string or yarn through the hole to make a hanger. As the children complete their wreaths, encourage them to share them with one another.

## WE RESPOND

— minutes

**Connect to Life** Discuss with the children what life would be like if everyone looked and acted the same. Ask: *Would you like it?* Help the children to appreciate the wonderful gifts and talents each person has. Emphasize that God expects us to use our gifts and talents to love him and to help one another.

**Pray** Conclude the lesson by having the children echo this prayer: *God, thank you for all the wonderful people in the world.*

### Materials for Wreaths

- copies of Reproducible Master 8
- crayons or colored pencils
- paper plates (1 for each child)
- scissors and glue
- hole punch
- lengths of string or yarn to make a hanger for the wreath

### Teaching Note

#### Self-Acceptance

Kindergarten is a time for self-discovery. Through exploration into new activities, children gradually learn that some things come easily to them while others do not. Help each child, on a daily and individual basis, to “accentuate the positive.” When things do not work out as hoped, ward off discouragement by reminding the children: *Some things take more time. You'll get it! Try again later!*

## Plan Ahead for Day 5

**Catechist Goal:** To provide an opportunity to respond in prayer and review chapter ideas

**Preparation:** Make copies of *Sharing Faith with My Family*, guide page 77E.

## PREPARING TO PRAY

The children will celebrate in song that God made all people and loves all people.

- Play "God Made People," #6, Grade K CD. Have the children practice singing.
- Give a few children rhythm band instruments to play while singing. Tell the children without instruments that they can clap their hands or snap their fingers.
- Point out the globe and ask the children to remember all the people from around the world whom we talked about in this chapter.



### This Week's Liturgy

Visit [www.webelieveweb.com](http://www.webelieveweb.com) for this week's readings and other seasonal materials.

## Let's Celebrate

God's Gift of People

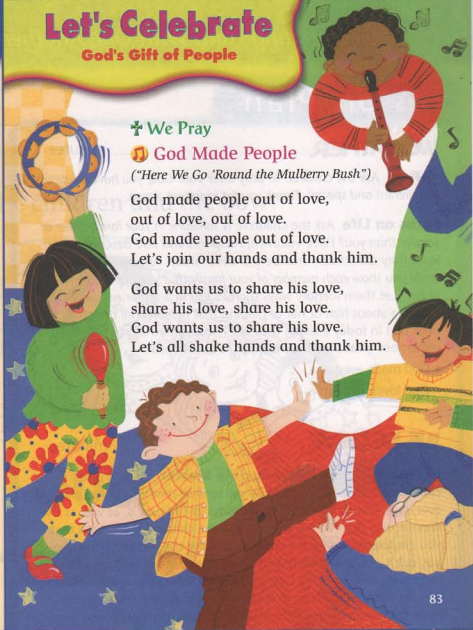
### ✚ We Pray

#### 🎵 God Made People

("Here We Go 'Round the Mulberry Bush")

God made people out of love,  
out of love, out of love.  
God made people out of love.  
Let's join our hands and thank him.

God wants us to share his love,  
share his love, share his love.  
God wants us to share his love.  
Let's all shake hands and thank him.



83

## Lesson Plan

### Let's Celebrate

— minutes

#### ✚ We Pray

- **Gather** the children in the prayer space. Tell them that they will be like the children in the drawing. They will sing and dance to thank God for making the many people in our world.
- **Invite** the children to sing the song. Have the children play the instruments or clap their hands as they sing the first time.
- **Then** have the children join their hands to form a circle. Sing the song again.





Finish the prayer with pictures.

God, you made

Possible drawings: the world; people; plants; animals

Thank you for loving

Possible drawings: child's self portrait; child's friends and family; people

I want to share your love with

Possible drawings: child's friends and family; people

Amen.

[www.webelieveweb.com](http://www.webelieveweb.com)

84 Kindergarten Chapter 8

### Take Home

Share family stories, interview relatives, and spark curiosity about your family's heritage.

## Catechist Goal

- To review the chapter ideas that are key to growing as disciples of Jesus Christ

## Our Faith Response

- To decide on ways to grow as disciples by living out what we have learned



## PROJECT DISCIPLE

Remind the children that we can talk to God in prayer. Read the instructions. Help the children read each line. Encourage them to complete an appropriate drawing in each box to complete the sentence. When they have finished the activity, allow additional time for the children to read or review their prayers.

## Take Home

Remind the children that God's people live all over the world. Explain to the children that in many families, people may come from or live in other countries. Share your own heritage or a family story if desired. Encourage the children to learn about their family members who came from or live in other countries and their interesting cultures and customs.

Discuss and send home copies of *Sharing Faith with My Family*, guide page 77E.

For a correlation of this chapter's *Project Disciple* activity to the Six Tasks of Catechesis, go to [www.webelieveweb.com](http://www.webelieveweb.com), Catechist/Teacher, We Believe Correlations.

## Ideas for Reviewing the Chapter

- Review** with the children what they learned about the people God made.
- Invite** the children to talk about ways God shows love for all people (*giving them families, friends, food, and so on*). Give each child a large light blue paper circle. Tell the children that the blue circle stands for the world. Invite them to draw a picture that shows something they learned about God and his love for all people.
- Display** the globe and ask the children to point to a country on it. Read the name of the country. Invite the children to say with you: *God, we pray for the people in (name of country).*