

Introduction

Scope and Sequence	vii
Helpful Hints and Suggestions	x

Unit 1 The Mystery of God

1 Who Is God?	3
2 Three Persons in One God	11
SCRIPTURE STORY: <i>Creation</i>	14
SCRIPTURE STORY: <i>The Presentation in the Temple</i>	16
SCRIPTURE STORY: <i>The Descent of the Holy Spirit at Pentecost</i>	19
3 Loving as God Loves	21
STORY OF FAITH: <i>The Birthday Party</i>	25

Unit 2 Who We Are: Images of God

4 Who Are We?	37
5 God Gives Us the Power to Think	45
SCRIPTURE STORY: <i>The Parable of the Busy Judge</i>	50
SCRIPTURE STORY: <i>The Proud Man and the Tax Collector</i>	51
SCRIPTURE STORY: <i>The Watchful Servants</i>	52
6 God Gives Us the Power to Choose	54
SCRIPTURE STORY: <i>The Parable of the Two Sons</i>	58
7 God Gives Us Life	60
STORY OF FAITH: <i>Saint Thomas Aquinas</i>	64
8 All Persons Have Dignity	66
STORY OF FAITH: <i>James and John</i>	68
STORY OF FAITH: <i>Nuku from Tonga</i>	72

Unit 3 Acting as Images of God

9 How We Should Act	79
SCRIPTURE STORY: <i>Herod Did Not Want Another King</i>	81
SCRIPTURE STORY: <i>The Temptation of Jesus</i>	82
STORY OF FAITH: <i>The King Who Changed His Ways</i>	83
10 The Ten Commandments—God Tells Us How to Love	88
SCRIPTURE STORY: <i>The Calling of Moses</i>	90
11 We Become What We Do	100
SCRIPTURE STORY: <i>The Good Samaritan</i>	102
STORY OF FAITH: <i>Thérèse, the Little Flower</i>	105

12 Shaping Ourselves into Followers of Jesus	109
STORY OF FAITH: <i>Saint Augustine</i>	116

Unit 4 The Perfect Image of God

13 Jesus Comes to Us	123
SCRIPTURE STORY: <i>The Fall</i>	125
14 Jesus Does Things for Others	130
SCRIPTURE STORY: <i>The Calming of the Storm</i>	134
SCRIPTURE STORY: <i>Jesus Walks on the Water</i>	134
SCRIPTURE STORY: <i>The Cure of Simon's Mother-in-Law</i>	137
SCRIPTURE STORY: <i>The Cure at Bethesda</i>	137
SCRIPTURE STORY: <i>The Widow's Son</i>	138
SCRIPTURE STORY: <i>A Woman Who Needed Jesus' Help</i>	138
SCRIPTURE STORY: <i>Jairus' Daughter</i>	139
SCRIPTURE STORY: <i>Jesus and the Children</i>	139
15 Jesus, Our Teacher	141
SCRIPTURE STORY: <i>The Barren Fig Tree</i>	145
SCRIPTURE STORY: <i>The Rich Man and Lazarus</i>	148
STORY OF FAITH: <i>Blessed Teresa of Calcutta</i>	149
SCRIPTURE STORY: <i>The Lowest Seat</i>	151
SCRIPTURE STORY: <i>The Silver Pieces</i>	151
SCRIPTURE STORY: <i>The Treasure and the Pearl</i>	155
16 Jesus Returns God's Love	159
SCRIPTURE STORY: <i>The Passion of Christ</i>	161

Unit 5 The Church: The Person of Christ

17 Mary, Mother of Jesus	169
SCRIPTURE STORY: <i>The Annunciation, the Visitation, and the Nativity</i>	172
SCRIPTURE STORY: <i>The Assumption of Mary</i>	173
18 God's Family All over the World	177
SCRIPTURE STORY: <i>Jesus Asks Peter a Question</i>	180
SCRIPTURE STORY: <i>Jesus Visits the Apostles</i>	181
SCRIPTURE STORY: <i>Paul's Letter</i>	183
19 Serving Others in the Church Community	188
SCRIPTURE STORY: <i>Jesus Feeds a Crowd</i>	195

20	Grace—The Gift of God's Love	201
	SCRIPTURE STORY: <i>Zacchaeus the Tax Collector</i>	213
21	The Sacraments: Seven Ways the Church Celebrates	214
	Review Units 1-5.	228

Unit 6 Liturgical Seasons and Holidays

22	Advent: Waiting for Jesus	239
	STORY OF FAITH: <i>A Boy Named Jimmy Johnson</i>	242
	SCRIPTURE STORY: <i>Adam and Eve</i>	244
	SCRIPTURE STORY: <i>Noah and the Ark</i>	246
	SCRIPTURE STORY: <i>God's Covenant with Abraham</i>	247
	SCRIPTURE STORY: <i>The Sacrifice of Abraham</i>	247
	SCRIPTURE STORY: <i>Jacob's Dream</i>	248
	SCRIPTURE STORY: <i>Joseph Forgives His Brother</i>	249
	SCRIPTURE STORY: <i>Moses Leads the Israelites out of Egypt</i>	250
	SCRIPTURE STORY: <i>David and Goliath</i>	252
	SCRIPTURE STORY: <i>The Birth of Jesus</i>	253
23	Lent—A Time of Preparation	257
	STORY OF FAITH: <i>Good Friends</i>	263
	SCRIPTURE STORY: <i>The Parable of the Lost Son</i>	266
24	The Saints—Images of God	271

Appendix:

	Prayers to Know	281
	Family Notes	287
	Additional Activities	319
	Unit Reviews	381

LESSON 4: WHO ARE WE?

LESSON FOCUS

Emphasis

Of all the living things God created on earth, only we (human persons) are created in His image and likeness. We can choose what to think. We can choose to love or not to love. When we choose to think like God and to love as God loves, we act as His images. If we are not thinking and loving like God, we can change and begin to act more like Him.

Animals cannot think or freely choose. They can only live their lives following their senses to look for food, shelter, and protection for themselves.

Suggested Time Allotment

One-day-a-week (one-hour) program

Opening prayer, Proclamation, and Vocabulary Words 5 minutes
Lesson Explanation pages 37–39, Review Questions page 40,
and Lesson Activity student text pages 43 and 45 20 minutes
Lesson Explanation pages 41–42 and Review Questions
page 42 10 minutes
Living the Lesson, Application pages 43–44. 15 minutes
Review Concepts of Faith and Celebration (closing prayer) . . . 10 minutes
Choice of other activities as time permits

Five-days-a-week program

Day 1: Proclamation, Vocabulary Words, and Lesson Explanation
pages 37–39 and Review Questions page 40
Day 2: Activity student text pages 43 and 45, Lesson Explanation
pages 41–42 and Review Questions page 42
Day 3: Living the Lesson, Application pages 43–44
Day 4: Activity found in Activities section page 44
Day 5: Review Concepts of Faith and Celebration on page 44

Correspondence to the *Catechism of the Catholic Church*

Dignity of the human person: CCC 1700–712

God is love: CCC 218–21, 231

Man as body and soul: CCC 362–68, 382

Man created in the image of God: CCC 355–57, 380–81

Vocabulary

ability: being able to act

creature: something or someone made from nothing by God

decide: to choose

dominion: to be in charge of

image: a copy or reflection of something

likeness: similarity; having something in common

think: to have in mind; to form an idea in the mind

understand: to know the meaning of

Concepts of Faith

Who are we?

We are images of God.

How are we different from the rest of God's creations on earth?

We are able to think, to choose, and to love.

LESSON 4: WHO ARE WE?

LESSON PRESENTATION

Preparation

Place a small mirror in the sacred space.

Proclamation

We are created in the image and likeness of God. We are able to think and to choose.

LESSON EXPLANATION

Introduce new vocabulary words.

The story on page 42 is about a boy and a girl who made different choices.

When Joan stopped at the nearest classroom, she asked for directions. The directions Joan received were hard for her to understand. It took her a long time to reach the gym. Tim was waiting for her when she got there.


Ask: Why did Joan go to the nearest classroom instead of following Tim? She thought her way was faster. She made a different choice.

What would you have done? Look at a map of the school; ask other kids; try to find it myself, etc.

As we have learned, God thinks and He makes choices. God made us in His image. We are persons. God gave us the ability to think our own thoughts and make our own choices.

Have the students read page 41 in their text.

LESSON 4: WHO ARE WE?




Vocabulary

ability: being able to act
creature: something or someone made from nothing by God
decide: to choose
dominion: to be in charge of
image: a copy or reflection of something
likeness: similarity; having something in common
think: to have in mind; to form an idea in the mind
understand: to know the meaning of

Concepts of Faith

Who are we?
We are images of God.

How are we different from the rest of God's creations on earth?
We are able to think, to choose, and to love.



41

LESSON 4: WHO ARE WE?

Let's pretend that Tim's dog, Spot, followed him to school.

Ask: **How would Spot enter the school?** *Follow people to an open door; sit and wait by any door until someone comes; scratch at any door until someone opens it.*

How would he find Tim? *Walk through the school sniffing until he found Tim.*

What might happen to Spot? *Maybe no one would let Spot into the school, or maybe someone would chase Spot out of the school.*

Animals, like Spot, cannot think and freely choose. They live their lives by looking for food and protection and by walking until they can see, smell, or feel what they are after.

Have the students read page 42 in their text.

LESSON 4: WHO ARE WE?

Who Are We?

Two students, Tim and Joan, came to their new school for their first day of class. Both of them had to find the gym, but neither one knew where it was.

Tim said, "I think we should look for the office first. If we ask the secretaries, they will show us how to get to the gym."

But Joan said, "I think we should stop at the nearest classroom and ask. Looking for the office will take too much time."

Tim said, "Look. Since we each think our idea is the best, why don't you try your way and I'll try mine. I'll meet you in the gym."

"Okay," said Joan, "I'll see you there."

Tim and Joan could think about what to do and could choose what action to take. Like Tim and Joan, we are images of God. We are persons who can think and choose. We can think and choose to act as images of God.



Review Questions

- 1. What is the only way Spot would be able to enter the school?**
Someone would have to let him in.
- 2. Could Spot choose one door because it was better than the other doors?**
No.
- 3. Why not?**
Dogs cannot think or choose. They take what is given to them or what they see first.
- 4. Can Spot think of more than one way to find Tim?**
No.
- 5. Why not?**
He cannot think. He can only do what all dogs can do: bark, listen for Tim's voice, sniff, wander around the school until Tim finds him or he finds Tim.
- 6. How are Tim and Joan different from Spot?**
Tim and Joan are persons. Spot is an animal.
- 7. What abilities do persons have that animals do not have?**
The abilities to think and to choose.
- 8. If Tim needed to get inside the school, what would he have done?**
Tried the closest door or gone to the front door and opened it himself.
- 9. Would Joan have chosen the same door?**
Not necessarily. She might have decided to try a different door.
- 10. What makes persons different from each other?**
Looks, things they do, choices they make.
- 11. What do all persons have in common?**
The abilities to think and to choose.

Lesson Activity

students read page 43 to their text.

Note to the teacher: This activity can be done as a whole group or individually as time allows.

Materials needed:

student text pages 43 and 45
scissors
glue sticks

Have the students carefully tear out pages 43 and 45 from their text. They should cut out the verbs in the word boxes on page 45 and decide whether *only* animals can do the action word, *only* people can do the action, or *both* people and animals are able to do the action. Each of the words (verbs) should be placed in the correct box. Some of the boxes will remain blank.

Give students an adequate amount of time to complete the activity. Make sure their papers have their names on them before setting the papers aside.

LESSON 4: WHO ARE WE?

Have the students carefully tear out pages 43 and 45 from their text.

LESSON 4: WHO ARE WE?

Directions: Cut out the words on page 45 and place them in the proper boxes. Watch out! Some of the boxes will remain blank.

Animals



People

















People and Animals



43

LESSON 4: WHO ARE WE?


	HUNT	THINK	CHOOSE				
	EAT	SLEEP	LOVE				
	DRINK	PAINT	CLIMB				
	LAUGH	RUN	SING				
	DRIVE	SWIM	KNIT				
	COLOR	READ	SCREAM				

45

LESSON 4: WHO ARE WE?

Have the students read page 47 in their text.

LESSON 4: WHO ARE WE?



47

Ask: Can you name all of the living things in this picture? Plants, fish, animals, man, and woman.

Who created the world? God. God created all of the animals, like the ones in the picture. Then He created man and woman in His image and likeness.

Review Questions

1. In what way did God create man and woman?
In His image and likeness.
2. How are man and woman made in God's image?
They can think and choose.
3. Are all living creatures created in God's image?
No.
4. Do we always think and choose as images of God?
No.
5. What can we do if we are not thinking and choosing as images of God?
We can change.
6. God gave us "dominion" over all other creatures. Does this mean we can do whatever we want to the animals, birds, fish, or plants?
No. We should take care of God's creations.

Review Concepts of Faith.

LESSON 4: WHO ARE WE?

Have the students read page 48 in their text.

LESSON 4: WHO ARE WE?

God created the world and everything in it. God made all kinds of wild animals and creeping things. Then God made man and woman in His image and likeness.

"And God blessed them, and God said to them, 'Be fruitful and multiply, and fill the earth and subdue it; and have dominion over the fish of the sea and over the birds of the air and over every living thing that moves upon the earth'" (Genesis 1:28).

Animals cannot think or freely choose. They can only live their lives looking for food and protection for themselves. They do not determine what to do or not to do in the same way we do.

Of all the living things God created on earth, only we are made in His image and likeness. God thinks and chooses. As images of God, we can think and choose. We can think about how we should act. We can choose to love or not to love. When we think and choose to love as God loves, we act as His images. If we are not thinking and choosing to love as God does, we can change and begin to think and choose as images of God.

LIVING THE LESSON • APPLICATION

Note to the teacher: This activity may be done as a whole class or in small groups as time permits. Option 1 is suggested for use in faith-information settings.

Lesson Activity—Role Playing

Cut out the four Situation cards, designed to help students understand how we can act as images of God. Present the situations using one of the options below.

Materials needed:

Situation cards from appendix page 325

Option 1: (whole class)

Ask a student to select (or the teacher may choose) a Situation card and read it aloud to the class. Use guided questions listed below.

Option 2: (small groups)

Divide the class into four groups. Ask each group to sit in a different corner of the room. Number the groups and give each group one of the Situation cards.

Students should pass around the card allowing all members of a group to read the card. With each group, they must decide how to act out each situation on the card. Everyone in the group should be given the opportunity to participate.

Give students a time limit to practice their skits. Call each group to the front of the classroom, one at a time, to perform the skit.

After each skit, ask the rest of the class the questions corresponding to that skit.

Lesson 4 • Role-playing Situation Cards

Corresponding Questions & Answers

Situation A

Everyone in your group is fishing. Every time a fish is caught, it is thrown carelessly onto the shore and forgotten about.

Questions for Situation A

1. Were the characters in situation A practicing proper dominion over the animals of the earth? No.
2. Why do you say "No"?
Because they caught the fish and threw them away instead of eating them or letting them go.

Situation B

One person is standing alone on the playground. The rest of the group is playing baseball. Finally, the players notice the lonely person. The pitcher asks the person to play.

Questions for Situation B

1. Were the characters in situation B acting as images of God? Yes.
2. How did they act as images of God?
They gave a lonely person a chance to play.

Situation C

Everyone is at school. The whole class should be in their seats, doing their work, but they are not. Instead, they are fooling around.

Questions for Situation C

1. Were the characters in situation C acting as images of God? No.
2. Why do you say "No"?
Because they were not doing what they should. They were fooling around instead of sitting quietly.

Situation D

One of you catches a baby bird in a net. All of you like the bird, but you notice that it will not eat. All of you decide to set it free. You remind each other not to touch it. A mother bird will not take care of her baby if it has been touched by people.

Questions for Situation D

1. Were the characters in situation D practicing proper dominion over the animals of the earth? Yes.
2. How?
They were helping the baby bird live as it should by letting it go.

Trim on dotted line and fold in half.

CELEBRATION

Prayer

Pray the Our Father together.

ACTIVITIES

Different Persons, Different Choices

Give the class a list of choices, for example, dog versus cat, summer versus winter, hot dogs versus hamburgers, apples versus oranges, vanilla ice cream versus chocolate ice cream, baseball versus football, etc. Have the student indicate their choices by drawing a picture of their favorite item. Graph their choices on a large piece of paper and discuss the results. As images of God, we have the ability to think and choose.

Materials needed:

white construction paper
crayons or markers

LESSON 5: GOD GIVES US THE POWER TO THINK

LESSON FOCUS

Emphasis

Because we are images of God, we are persons. Each of us is composed of a body and a personal soul. Our souls are spiritual and give life to our bodies. One of the powers of the soul is the will, which helps us make choices. In order to learn about ourselves, God, others, and the world, we also have the power to know and to think. We call this power the mind. It is also a power of the soul. The mind is where we store the ideas Jesus teaches us. Jesus teaches us that we should pray to Him and that we should remember that He forgives us if we are sorry and if we ask for forgiveness. Jesus also helps us to be His followers. In this lesson we will focus on the power of the mind.

Correspondence to the *Catechism of the Catholic Church*

Childlike trust in prayer: CCC 2734–41, 2756
Dignity of the human person: CCC 1700–712
Equality and differences among men: CCC 1934–38, 1944–46
God continues to care for what He has made: CCC 302–14, 321–24
Jesus hears and answers prayer: CCC 2616, 2621
Man as body and soul: CCC 362–68, 382
Man created in the image of God: CCC 355–67, 380–81

Concepts of Faith

What are two powers of our souls?

Two powers of our souls are our minds and our wills.

What power do we use to think about and remember what Jesus taught us?

We use the power of our minds.

Vocabulary

in charge: to be responsible for something

mind: what we think with

parable: a simple story that teaches a religious lesson

Pharisees: a religious group which kept all the rules and tried to make other people keep the rules, and which was often more concerned with keeping the rules than with loving God

servants: people whose job it is to help in a house

soul: the invisible, spiritual, and immortal gift from God that gives us life, as well as the power to think and choose

store: to keep

synagogue: a building used for worship and teaching by the Jewish people

think: to use one's mind

unique: being the only one of its kind

will: a power of the soul with which we make choices

Suggested Time Allotment

One-day-a-week (one-hour) program

Opening prayer, Proclamation, and Vocabulary Words	5 minutes
Lesson Explanation, pages 46–49	10 minutes
Lesson Activity, page 49	10 minutes
Review Questions on page 50 and Scripture Story student text page 57	10 minutes
Scripture Story student text page 58 and Lesson Activity page 51	15 minutes (approx.)
Living the Lesson Application, Review Questions, review Concepts of Faith, and Celebration (closing prayer)	10 minutes

Five-days-a-week program

Day 1: Proclamation, Vocabulary, and Lesson Explanation pages 50–53
Day 2: Lesson Activity pages 54–55
Day 3: Review Questions on page 50 and Scripture Story student text page 57
Day 4: Scripture Story student text page 58, Lesson Activity student text page 59, and Scripture Story student text page 60
Day 5: Living the Lesson Application, Review Questions, review Concepts of Faith, Discussion Questions, and Celebration on page 53

LESSON PRESENTATION

Preparation

Place a prayer book in the sacred space indicating the prayers we should know.

Proclamation

Our souls are the invisible, spiritual, and immortal gift from God that gives us life.

LESSON EXPLANATION

Introduce new vocabulary words.

Ask: What might help us remember what we have seen or read about? Taking pictures of what we have seen; writing down what we have seen or read about; etc.

God has given us a special power to store information.

LESSON 5: GOD GIVES US THE POWER TO THINK

Have the students read page 49 in their text.

LESSON 5: GOD GIVES US THE POWER TO THINK



Vocabulary

in charge: to be responsible for something
mind: what we think with
parable: a simple story that teaches a religious lesson
Pharisees: a religious group which kept all the rules and tried to make other people keep the rules, and which was often more concerned with keeping the rules than with loving God
servants: people whose job it is to help in a house
soul: the invisible, spiritual, and immortal gift from God that gives us life, as well as the power to think and choose
store: to keep
synagogue: a building used for worship and teaching by the Jewish people
think: to use one's mind
unique: the only one of its kind
will: a power of the soul with which we make choices

Concepts of Faith

What are two powers of our souls?
Two powers of our souls are our minds and our wills.

What power do we use to think about and remember what Jesus taught us?
We use the power of our minds.



49

Have the students read page 50 in their text.

LESSON 5: GOD GIVES US THE POWER TO THINK



Our world is filled with so many fascinating things. Every day we seem to learn something new. In reading we learn new words. With those new words we can read about people we have never met and places we have never seen.



Dogs go to obedience school. However, unlike all of us, they do not use books. Dogs cannot think as we do. Their owners practice with the dogs all of the things the teachers have trained the dogs to do.



God has given us minds to think and to store the special information that we want to keep.

50

Ask: What are some examples of special information that you have seen, heard, or read about? *Friends' phone numbers, birthdays, vacation days, favorite places, foods, school subjects, sports facts, etc.*

Have the students read pages 51–53 in their text.

LESSON 5: GOD GIVES US THE POWER TO THINK



Our minds can be compared to a bedroom closet. At first the closet seems so big. You begin to collect things to fill it. You put so many of your favorite things inside your closet that it becomes overloaded. The closet cannot handle any more, and everything falls out when you open it.

When your closet is cluttered, finding a favorite object becomes very difficult. You dig through all the things you do not need, searching. You throw everything else out of the closet until you've found what you are looking for. You're overjoyed, until you see the pile of objects that need to be placed back into the closet. Oh no, cleaning time!

51

LESSON 5: GOD GIVES US THE POWER TO THINK



Carefully, you check through all of the things on the floor and the things left in the closet. You ask yourself, "Which ones do I want to keep? Which ones are not needed anymore?"

After separating your objects into two piles, you begin to place the things you want to keep back into the closet, neatly. What a change! The closet looks great! Things are much easier to find now.

Like our bedroom closet, our minds can become cluttered, too. We continue to learn new things. We need to clear our minds of the things that should not be there, and remember only the things that we need to know.



52

LESSON 5: GOD GIVES US THE POWER TO THINK

LESSON 5: GOD GIVES US THE POWER TO THINK



New information comes to us every day. In the morning, when we want to eat breakfast, we look for our favorite cereal. But when we open the cupboard, we see that Mom bought something new. So we decide to give the new cereal a try. We remember how our favorite brand tastes. We find that we still like our favorite brand the best.

At school, during math class, we learn that $2 + 2 + 2 = 6$. But our teacher tells us that $2 \times 3 = 6$, also. So we decide to use 2×3 instead of $2 + 2 + 2$, because multiplying is quicker.

$$\begin{array}{r} 2 \\ 2 \\ + 2 \\ \hline 6 \end{array} = 2 \times 3 = 6$$

At home, your little sister is in your room again, making a mess of your model airplanes. You've yelled at her before, but there she is again. You know that yelling is not the way to keep your sister away from your models. You think about how much she likes the models, so you have the idea to make her a model of her own. Maybe that will keep her out of your room.

We keep all these new experiences in our minds and remember them.



53

Lesson Activity

Note to the teacher: It may be helpful for some students if you read over the list of information completely (checking for understanding) prior to having students remove these pages from their book.

Using page 54 as a work mat, students should carefully cut out the information strips on page 55. They will have to decide whether or not the items on the list are important or good items to keep in their minds, or whether they should simply toss them out of their minds.

Materials needed:

student text pages 54 and 55
scissors
glue or glue sticks

LESSON 5: GOD GIVES US THE POWER TO THINK

Mind Closet

Knowledge of God	Prayers
Birthdays and holidays	Special places you have visited
The Ten Commandments	Favorite sports
Hobbies	School subjects
Names of friends	Special times with family



54

LESSON 5: GOD GIVES US THE POWER TO THINK

Directions: Read the following lists of information. From your experiences, think of the things you should keep in your "mind closet". Cut out the items that you should keep and glue them neatly in your "closet" on page 54.

Knowledge of God	Names of friends
Birthdays and holidays	Prayers
The Ten Commandments	Special places you have visited
Hobbies	Favorite sports
Names of friends	School subjects
Special times with family	



55

LESSON 5: GOD GIVES US THE POWER TO THINK

God knew we needed a good teacher to help us learn about Him and our world. We needed someone to help us think about and decide what we should keep in our "mind closet", and what we should leave out. One of the reasons God became man was to be that teacher.

When Jesus, God the Son, was on earth, people did not know what to think about Him and the things He was teaching. Some of the people did not remember His teachings, or did not follow Him.

Jesus did not give up. He wanted us to remember and think about His teachings. He wanted us to know about God, ourselves, others, and the world. He taught us by telling stories called parables. Each parable has a message for us. After reading each parable, we will think about the parable, find the message Jesus was teaching, and remember this message. The messages will help us follow Jesus.

Review Questions

1. Who helps us to think about and decide what we should keep in our "mind closet"?
Jesus.
2. What did Jesus tell us about when He was on earth?
He told us about ourselves, God, others, and the world.
3. How did Jesus tell us about these things?
Through stories called parables.
4. What can we think about and remember after reading the story about the busy judge?
We can think about how much God loves us and remember that He will always care for us.
5. When we don't receive something we want or have prayed for, does that mean that God does not hear us, or love us?
No. God knows what is good for us. He will always care for us.

Have the students read page 57 in their text.

LESSON 5: GOD GIVES US THE POWER TO THINK

Scripture Story

The Parable of the Busy Judge

Based on Luke 18:1-8

There once was a judge who was very busy. A woman whose husband had died kept coming to the judge for help. She had a problem that needed solving. Someone was bothering her. She wanted to know what the judge would do about her problem.

At first, the judge said he was too busy to help the woman. But she kept coming back again and again. She kept disturbing the judge. Finally, he knew he would never get anything done until he listened to her. He listened to her problem and settled it for her once and for all.

The message in this parable is about God. God is *not* like the busy judge. God always listens to us. We should turn to God often in prayer, asking Him to help us and thanking Him for all He has given us.

It is important to remember that when we pray for something and we do not receive what we prayed for, it is not because God did not hear us or was too busy to help us. It is because God knows what is best for us. We have to learn to trust in God.



57

LESSON 5: GOD GIVES US THE POWER TO THINK

Have the students read page 58 in their text.

LESSON 5: GOD GIVES US THE POWER TO THINK

In our minds we can think about how much God loves us and remember that He will always care for us.

Read the following parable. In this parable the message is about ourselves and others.



Scripture Story

The Proud Man and the Tax Collector

Based on Luke 18:10-14



Two men went to a temple to pray. One of these men was a Pharisee. He kept all the rules completely, no matter what. He was more concerned about rules than about really loving God. The other man was a tax collector. Sometimes he cheated people. No one liked him very much.

The Pharisee stood in the front of the temple. He made sure everyone could see and hear him. He prayed loudly, saying, "God, I thank you that I am not like other men . . . or even like this tax collector. I fast twice a week, I give tithes of all that I get." On and on he prayed, bragging and boasting about himself and pointing out what others do wrong.

The tax collector, however, stood quietly in the back. He kept his head bowed low, not even raising his eyes to Heaven. When he prayed, he said, "God, be merciful to me, a sinner!"

This parable is about ourselves and others. God knows what we have done. We should not brag about the good things we do, or feel important because we have helped others. We please God by thanking Him for all He has given us. We should tell God how much we love Him. We need to ask God to help and guide us to be the best images of God we can be. If we have made wrong choices, we should tell God we are sorry and ask Him to help us not to do wrong again.

In our minds we can think about ourselves and others. Do we brag or think we are better than other people? We should remember that all people are made in the image of God and that God loves all people.

58

Lesson Activity

Note to the teacher: This lesson activity can be completed individually or in small groups or pairs. Remind students that they will need to use the power of their minds to really think about each word. Provide context clues or hints as necessary. Students will need the reverse side of the page, so have them keep page 59 in their text.

Think about the words shown on the following page. Unscramble these words. Write the correct word next to the scrambled word. Remember what you have learned about each of these words.

Materials needed:

student text page 59
pencils

LESSON 5: GOD GIVES US THE POWER TO THINK

A W R O X L U M S E Z H I B O G Z U J

WORD SCRAMBLE

Directions: Unscramble the following words. Write the correct word next to the scrambled word. Remember what you have learned about these words.

- | | | | |
|---|--------------|-----------|---|
| B | 1. SEUJS | JESUS | F |
| C | 2. NIHKT | THINK | E |
| D | 3. MBREREME | REMEMBER | D |
| E | 4. IDMN | MIND | C |
| F | 5. RAYP | PRAY | B |
| G | 6. HORTSE | OTHERS | Z |
| H | 7. VLSEROSUE | OURSELVES | Y |
| I | 8. ODLRW | WORLD | X |
| J | 9. OGD | GOD | W |
| K | 10. EGMAS | IMAGES | V |
| L | 11. LETSCO | CLOSET | P |
| M | 12. REPASBAL | PARABLES | T |
| N | | | R |
| O | | | C |
| P | | | Q |
| Q | | | P |
| R | | | O |
| T | | | N |
| | | | M |
| | | | K |

59

Have the students read page 60 in their text.

LESSON 5: GOD GIVES US THE POWER TO THINK

In the following parable, Jesus shares with us how to use the gift of the power of our wills to act as images of God.

Scripture Story

The Watchful Servants

Based on Mark 13:34-37

Jesus told this parable about a man who was going on a journey. When he left home, the man placed his servants in charge. All his servants knew what their jobs were. They knew what work to do while the man was gone. The man asked the doorkeeper to watch the house carefully. The servants had to watch, for they did not know when the man would come back, in the evening, or at midnight, or in the morning. The servants did not want the man to come back and find them asleep and their work not done. It was important that the servants and the doorkeeper should do the best that they could at their jobs, even when the owner of the house was away.

Jesus was telling us that we need to be watchful, too. We need to be watchful of what we think and do. We need to try always to choose to act as images of God even when we are alone.

The message in this parable is about the world. Sometimes we are asked to be in charge of ourselves. Sometimes we are left alone in the classroom when the teacher has to leave for a few minutes. Sometimes we are left alone at home or in a store. How should we act? Do we always act as we should? There are times when things in the world distract us from acting as we should.

Sometimes our friends might distract us. When the teacher is out of the room, fooling around might seem like fun. Sometimes things distract us. At home alone we might want to watch something on television that we know we are not allowed to watch. In a store, a treat might look too good to pass up, and we might want to take it. We must think and remember what Jesus taught us.

In our minds we can think about how an image of God would act and remember to ask God to help us use our wills to choose to act as we should.

60

LESSON 5: GOD GIVES US THE POWER TO THINK

LIVING THE LESSON • APPLICATION

Review Questions

1. Who was left in charge when the man went on a trip?
His servants and the man at the gate.
2. What kind of job should the servants and the man at the gate do when the owner is on a trip?
The best that they can do.
3. When we are left in charge of ourselves, how should we act?
As images of God.

CELEBRATION

Prayer

Pray the Apostles' Creed together.

Note to the teacher: The following questions may also be used as a written assessment.

Discussion Questions

1. What are two powers of our souls?
Two powers of our souls are our minds and our wills.
2. What power do we use to think about and remember what Jesus taught us?
We use the power of our minds.
3. What are some things we should keep in our minds?
We should remember important things like the Ten Commandments, our prayers, names of our friends and family, birthdays, rules, etc.