

Contents

UNIT 1: We Believe, Part One	42
Chapter 1 Speak, Lord	44
Chapter 2 The Word of God	56
Chapter 3 The Holy Trinity	68
Chapter 4 Great Is the Lord	80
UNIT 2: We Believe, Part Two	94
Chapter 5 Jesus Christ, Son of God	96
Chapter 6 The Paschal Mystery	108
Chapter 7 Many Gifts, One Spirit	120
Chapter 8 Thy Kingdom Come	132
UNIT 3: We Worship, Part One	146
Chapter 9 Celebrating the Liturgy	148
Chapter 10 Joined to Christ	160
Chapter 11 We Celebrate the Holy Spirit	172
Chapter 12 One Bread, One Cup	184
UNIT 4: We Worship, Part Two	198
Chapter 13 Jesus Heals the Sinner	200
Chapter 14 Jesus Heals the Sick	212
Chapter 15 The Sacrament of Holy Orders	224
Chapter 16 The Sacrament of Matrimony	236
UNIT 5: We Live, Part One	250
Chapter 17 Called to Holiness	252
Chapter 18 Making Moral Decisions	264
Chapter 19 Living the Covenant	276
Chapter 20 The Beatitudes	288
UNIT 6: We Live, Part Two	302
Chapter 21 Love of God	304
Chapter 22 Love of Neighbor	316
Chapter 23 Living a Just and Truthful Life	328
Chapter 24 Lord, Teach Us to Pray	340
We Celebrate the Church Year	354
Catholic Prayers and Practices	388
We Celebrate the Mass	396
Key Teachings of the Church	404
Glossary	412
Index	417

UNIT 2

We Believe

Part Two

Objectives

In this unit, the children will learn that:

- ▶ The birth of Jesus Christ, the Son of God, is a sign of God's love and mercy.
- ▶ Jesus sacrificed his life on the cross to save all people from their sins.
- ▶ The Holy Spirit is our helper and teacher.
- ▶ The Church is the People of God who follow Jesus Christ.

Spiritual Insights

"When we speak of the Paschal Mystery, we refer to Christ's death and Resurrection as one inseparable event. It is a mystery because it is a visible sign of an invisible act of God. It is paschal because it is Christ's passing through death into new life. For us it means that we can now die to sin and its domination of our lives, and we pass over into divine life already here on earth and more completely in heaven" (*United States Catholic Catechism for Adults*, page 93).

"Remain in me, as I remain in you . . .

I am the vine, you are the branches" (John 15:4-5).

Living the Six Tasks of Catechesis

Liturgical Education:

Saint Elizabeth Ann Seton (1774-1821)



Elizabeth was raised in a wealthy Episcopal family in New York. The family read the Scriptures and prayed together often. Her parents also encouraged Elizabeth to participate in charitable activities.

Elizabeth fell in love with and married Will Seton when she was nineteen. They had five

children together. Then Will contracted tuberculosis. He was unable to work and his successful business failed. Family friends in Italy invited the Seton family to stay

with them while William recovered. They also wanted to help Elizabeth with the responsibility of caring for her children.

Elizabeth was deeply moved by her friends' Catholic faith. She began to visit Catholic churches to pray before the Blessed Sacrament. She had no doubt that Jesus was truly present in the consecrated bread and wine at Mass. Elizabeth also felt drawn to our Blessed Mother, especially after Will died. She knew that Mary had suffered the loss of her beloved son, Jesus. As she knelt before the tabernacle, praying to Jesus and his mother, Elizabeth felt the Lord calling her to join the Catholic Church.

A year later, back in America, she professed her faith as a Catholic although many friends and family turned their backs on her. She decided that the best way she could support herself and her children was to open a Catholic boarding school for girls. In this way, she could provide both faith and education for the girls.

In time, Elizabeth formed a religious order for women called the American Sisters of Charity. With Elizabeth's leadership, the nuns opened orphanages and schools for the poor. Mother Seton, as she became known, was one of the first to reach out to developmentally challenged children. Her nuns also worked in hospitals and homes for the elderly.

We honor Elizabeth Ann Seton as the first American-born saint. As catechists, we respond to the gift of Jesus' Body and Blood in the Eucharist through our service to others, as Saint Elizabeth did.

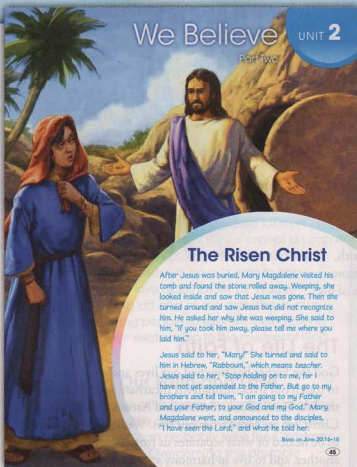
Sharing Your Faith

Find a partner to work with: a spouse, a friend, a fellow catechist. Come together at the beginning or end of each unit for shared prayer and discussion. Use the questions below as a starting point. As an alternative, record your thoughts in a personal journal.

- ▶ Why are the Cross and the Resurrection inseparable for us as Jesus' disciples?
- ▶ Describe an experience of the Holy Spirit inspiring or encouraging you.
- ▶ How do you build up the Body of Christ, the Church?

We Believe UNIT 2

Part Two



The Risen Christ

After Jesus was buried, Mary Magdalene visited his tomb and found the stone rolled away. Weeping, she looked inside and saw that Jesus was gone. Then she turned around and saw Jesus but did not recognize him. He asked her why she was weeping. She said to him, "If you took him away, please tell me where you laid him."

Jesus said to her, "Mary!" She turned and said to him in Hebrew, "Rabbouni," which means teacher. Jesus said to her, "Stop holding on to me, for I have not yet ascended to the Father. But go to my brothers and tell them, 'I am going to my Father and your Father, to your God and my God.' Mary Magdalene went, and announced to the disciples, 'I have seen the Lord,' and what he told her."

Based on John 20:1-18

48

Unit 2 Opener

Opening Page

- ▶ Invite the young people to tell you what they see in the illustration. (*Mary Magdalene encounters the Risen Christ at the tomb.*)
- ▶ Ask a volunteer to read the Scripture story aloud. Then ask: "Place yourself in Mary's place. How would you have reacted if you had encountered Jesus alive when you were sure that he had died?" (*Accept all reasonable responses.*)

Getting Ready

- ▶ Invite the young people to write their responses to the questions and directions under "What I Have Learned," "Faith Terms to Know," and the other headings in the second column.
- ▶ Invite a few volunteers to share their responses, but do not correct them at this time. Tell the students that they will return to this page to check their learning at the end of the unit.
- ▶ For "Questions I Have," you might write their questions on a piece of newsprint and attach it to the board so that you can refer to them if or when the topics come up in the unit.
- ▶ Ask the class to look at the next page and begin Chapter 5.

What I Have Learned

What is something you already know about these faith terms?

The Messiah

The Resurrection

The Marks of the Church

Faith Terms to Know

Put an X next to the faith terms you know. Put a ? next to faith terms you need to know more about.

- ☐ Incarnation
- ☐ Ascension
- ☐ Charisms
- ☐ Ordained Ministers
- ☐ Christ
- ☐ Passover
- ☐ Holy Spirit
- ☐ Heaven



The Bible

What do you know about Jesus' birth?

The Church

What saint or organization of the Church would you like to learn more about?

Questions I Have

What questions would you like to ask about Jesus' life?

Jesus Christ, Son of God



BACKGROUND

Encounter with God

The Christian faith is about life in communion with the Trinity. By our Christian faith we encounter the living God, who is Father, Son, and Holy Spirit. In faith we live our relationship with God the Father through Jesus Christ, the Incarnate Son of God, in the power of the Holy Spirit. We respond in faith, hope, and love to Divine Revelation, made known to us most fully in the Person of Jesus Christ and in the saving events of his Passion, Death, Resurrection, and Ascension.

Image of the Invisible God

Jesus is the fullness of God's Revelation to us. All that we need in order to come to know and trust in the mystery of God's love, the message of salvation, and the mission of the Church has been given to us in Jesus Christ. What is invisible is made visible in Christ. What is spiritual has been made flesh. What is utterly beyond us and almost incomprehensible is made appreciable and incarnated.

Those who knew the Incarnate Son of God, Jesus, during his earthly life and ministry first encountered his humanity. Gradually he was revealed to be "God's Son." This revelation culminated in Jesus' Death, Resurrection, Ascension, and in the outpouring of the Holy Spirit. Only little by little did Jesus' first followers come to a full sense that he was truly Lord—a title in Scripture reserved for God alone.

God is here with us. God is active in our midst. We manifest this truth to others by living our faith and showing the difference faith makes in our own lives and in the lives of all people. We need to boldly and courageously share our faith in Jesus Christ. By our words and actions we need to show that Jesus has touched and transformed our lives.

The Life of Faith

God the Father has touched our lives and continues to touch our lives through his Incarnate Son. Through the life, Death, Resurrection, and Ascension of Jesus Christ, we are saved from our sins. We receive the grace to be healed of what separates us from God and one another, and to live in harmony and peace with God and all of creation.

Mary, Our Model

Mary is the single most stunning example of the transforming power of God touching human life. Mary is "full of grace." Uniquely transformed by grace, Mary was free from all sin from the moment of her conception and remained free from sin her entire life. Mary, the Mother of the Church, shows us the way to open our hearts and lives to the love of God.

For Reflection

What are some of the ways I encounter Jesus Christ being present in my life?

What are some of the ways that I can share my faith in Jesus with the children?

Catechist to Catechist

The Mystery of Divine Love

The early Church hymn in Colossians 1:15–20 is a poetic expression of the apostolic faith in Christ, the Incarnate Son of God. Since the time of the Apostles, Christians have continued to express the Church's faith in Christ through music and art of all forms. The mystery of why God would take on flesh and become like us in all things except sin can only be explained by the Scripture verse, "God is love" (1 John 4:8). In Jesus we have "come to know and believe in the love God has for us" (1 John 4:16). Incorporating art and music activities in your classes help young people to express their growing awareness of their relationship to the mystery of God.

Expressing Our Faith and Love

There is much about this lesson that might cause the children to claim, "We already know that!" The truth is that the children can probably retell the Christmas story detail by detail. Overcoming this obstacle might be a challenge. Here's a suggestion. Try using artistic representations of the Nativity from a variety of cultures. The children might be amazed to see Mary and Jesus depicted with Japanese, Hispanic, Black, and other features than the common European features they are used to seeing.

The Church Teaches...

"Catechesis that is centered on Christ presents Christ first and presents everything else with reference to him, for he is the center of the Gospel message . . . [Christ] is the point in salvation history toward which the created order proceeds from the beginning of time and the final event toward which it converges" (*National Directory for Catechesis*, 25A). Through living and sharing your faith in Jesus, you can help the children come to know the Lord, their Savior and Redeemer. Encourage them to read Scripture and learn more about Jesus this year.

Further Reading and Reflection

For more related teachings of the Church, see the *Catechism of the Catholic Church*, 422–451, 456–478, 484–507; *United States Catholic Catechism for Adults* pages 77–87.




Catechist Prayer

Jesus, you are
my Savior—willing to give
all so that I may live.
Amen.

Lesson Planner

Chapter 5 Jesus Christ, Son of God

Focus To learn more about Jesus, who is truly God and truly man

LESSON PART	PROCESS	MATERIALS and RESOURCES
EXPLORE Focus To explore the power of faith in Jesus Christ  10 minutes Pages 47–48	<ul style="list-style-type: none"> ▶ Proclaim and discuss Matthew 1:20–21 (the angel appears to Joseph). ▶ Discuss the story of the Madonna and Child in art. <p>Activity: Reflect on depictions of the Madonna and Child in art.</p> <p>Disciple Power: Faithfulness</p>	Bible Pencils
DISCOVER Focus To discover how the titles of Jesus express our faith about who Jesus is  30 minutes Pages 49–51	<ul style="list-style-type: none"> ▶ Learn about the significance of the titles for Jesus. ▶ Discover more about the Incarnation. Activity: Express faith in Jesus Christ in different settings. ▶ Appreciate Mary as our Blessed Mother and Mother of the Church. 	Index cards Crayons or markers Additional Activities Booklet: Activities 5a–5b, or see BeMyDisciples.com.
DECIDE Focus To decide on a way to faithfully follow Jesus Christ  10 minutes Page 52	<p>Activity: Design a Web Page that tells others about Jesus Christ.</p> <p>My Faith Choice: Choose a way to share faith in Jesus with others.</p>	Enriching the Lesson Activities: Catechist Edition, page 107 <ul style="list-style-type: none"> • Making Acrostics • Making Bookmarks • Creating a Time Line

Concluding the Lesson

 10 minutes

We Remember

Page 53

- ▶ Review concepts and do review activity.
- ▶ **Assessment Tools Booklet:** Chapter Test 5a–5b, or see BeMyDisciples.com.

We Pray

- ▶ **Prayer:** A prayer of petition
- Materials:** Bible, candle, cross for prayer space
- ▶ Grade 5 Music CD

Preview

Point out resources for this chapter at

www.BeMyDisciples.com

- ▶ Preview the With My Family page and next week's lesson theme.

Looking Ahead

In this chapter the Holy Spirit invites you to:



LEARN what Jesus' name reveals about him.



DISCOVER how art can express belief in Christ.



DECIDE how you will show others that you believe in Jesus.

CHAPTER

5

Jesus Christ, Son of God

- 2 How was your name chosen? What do you know about the meaning of your name?

Names are very important. They can tell us many things about a person. In the Gospels of Matthew and Luke, we hear the story of an angel announcing the Savior's birth and revealing that he is to be given the name Jesus.

[T]he angel of the Lord appeared [to Joseph] in a dream and said, "[Mary] will bear a son and you are to name him Jesus, because he will save his people from their sins."

Based on Matthew 1:20-21

- 2 What do you think the name Jesus means?

47

TASKS OF CATECHESIS

Moral Formation. During this chapter, as you discuss the meaning of the Incarnation, emphasize that this Church teaching tells us that Jesus "put on flesh" or became fully human without giving up being fully God. To illustrate this teaching, invite the children to "put on Jesus." Arrange in advance for them to bring white T-shirts to class. Have them use fabric markers and fabric paints to draw symbols of Jesus. Be sure they add special qualities of Jesus that they want to emulate. As the children work, encourage them to give specific examples of what it means to "put on" Christ. Help them to understand that Jesus' disciples try their best to follow Jesus' teachings in their words and actions. Have them wear the completed T-shirts as a sign of Jesus' presence with them.

Pray

- ▶ Invite the young people to quiet themselves for prayer.
- ▶ Begin and end with the Sign of the Cross.
- ▶ Pray the following: "Lord, God our Father, may we who honor the holy name of Jesus, your Son, enjoy his friendship both in this life and in his kingdom forever. Amen."

Reflect

- ▶ Ask the group to respond to the opening questions. Summarize the introductory paragraph for the young people.
- ▶ Select a volunteer to proclaim Matthew 1:20-21.
- ▶ Ask the group what they think the name *Jesus* means.
- ▶ As the group responds, write their responses on the board without comment. Let them know that they will read about the name of Jesus later in the lesson.

Focus

- ▶ Invite a volunteer to read the different points in Looking Ahead to see what the lesson will cover.
- ▶ Tell the class that they will now read about how some people show their belief in Jesus and his mother, Mary.

Introduce

- ▶ Share with the children that from the earliest days Christian artists from a diversity of cultures have created images of Mary and Jesus.
- ▶ Read aloud or paraphrase *Madonna and Child*.
- ▶ Tell the children that art is one way people can express their faith.
- ▶ Invite the children to check the image they like the best.
- ▶ Summarize the Disciple Power box about faithfulness for the group, and discuss how faithfulness is demonstrated in Christian art.
- ▶ Point out to the children that artwork from different cultures expresses the faith of the Church and inspires people to grow in their love of God.

Reinforce

Remind the young people that all religious art is a depiction of the faith of the artist and can deepen our experience of our own faith too.

Connect

Have the children study the images on the page again and complete the activity. Have them share their thoughts with a partner.



Disciple Power

Faithfulness

Faithfulness is one of the Fruits of the Holy Spirit. The Fruits of the Holy Spirit are twelve signs that we are cooperating with the grace of the Holy Spirit. When we are faithful, we live according to God's will. We put into practice the teachings of Jesus, the Scriptures, and the Catholic Church.

THE CHURCH FOLLOWS JESUS

Madonna and Child

From the earliest days of the Church, Christian artists have proclaimed the Nativity. Through painting, sculpture, woodcarvings, and music, Christian artists have retold the story of the birth of Jesus.

The Christian devotion to Mary and her son, Jesus, is often expressed through the portrayal of Mary holding the Christ child. These works of art are called "Madonna and Child." The word *madonna* means "my lady."

God asked Mary to be the mother of his Son, Jesus. Mary trusted in God and said yes to his will with her whole heart. Mary is our model of a faithful disciple. She teaches us to love and obey God and to trust in his will for our lives.



Activity Look at the art of the Madonna and Child. Share what they tell you about the faith of people in Mary and her Child. Check the one you like best. Write a few sentences to explain what it tells you about Mary.



DISCIPLE POWER

Faithfulness. The gift of faithfulness helps us to live according to God's plan for us. Explain that when we say that God is faithful, we mean that God will never fail us. God is always with us, loving and caring for us. In turn, God asks us to be faithful to him. Help the young people better understand this concept by asking them to think of someone they consider to be a good friend. Discuss the qualities they look for in a friend. Invite them to identify ways in which friends show their faithfulness. Conclude by reinforcing how Mary showed her faithfulness to God.

Son of God, Son of Mary

In the Bible, a person's name often describes the role they play in God's plan of Salvation. The Hebrew name for *Jesus* means "God saves." The very name of Jesus reveals that he is the Savior of the world.

All of God's promises in the Bible come true in Jesus. Jesus is the center and heart of God's loving plan of Creation and Salvation. Jesus **Christ** is the Messiah, the **Lord** and the Savior of the world.

Titles for Jesus

There are also several important names or titles for Jesus used in the Gospels. These express the faith of the Church in who Jesus is and the work the Father sent him to do. Three of these titles are Messiah, Christ, and Lord.

Messiah. Throughout the Old Testament God promised to send a messiah. The title messiah means "anointed one." The messiah would be a king who would save, or deliver, God's people from their enemies.

Christ. The English word *Christ* is used for the Hebrew word *messiah* and for the Greek word *Christos*. Jesus is the *Christ*—the Messiah or Anointed One.

Lord. The Israelites used the word *Lord* for God in place of the name *YHWH*. The letters *YHWH* of the Hebrew alphabet are the letters of the name by which God identified himself to Moses (read Exodus 3:11–15). When we call Jesus "Lord," we are professing the faith of the Church, that Jesus Christ is truly God. He is the Son of God, the second Divine Person of the Holy Trinity. Jesus is true God and true man.

- 2 How do the titles of Jesus help you come to know who Jesus is?

FAITH FOCUS

What does it mean that Jesus is both Son of God and Son of Mary?

FAITH VOCABULARY

Christ

A title for Jesus that states that he is the Messiah, the One whom God promised to send to save his people.

Lord

A title for Jesus that states that Jesus is truly God.

An illustration of the birth of Jesus from an Asian perspective.



Key Concept

Jesus Christ is the Messiah, the Lord and Savior of the World.

Teach

- ▶ Read aloud the Faith Focus question. Point out to the children that these pages will explain why Jesus is the Son of God and the Son of Mary.
- ▶ Ask the class to silently read the copy on the page.
- ▶ Have the children underline the meaning of the name *Jesus*.
- ▶ Ask each student to work with a partner, and assign each pair one of the titles for Jesus. Ask them to determine what each title means.
- ▶ Write the three titles on the board and ask the volunteers to call out definitions for each. Point out the similarities between the titles Messiah and Christ. Remind the children that the title of Lord professes the faith of the Church that Jesus is truly God.

Reinforce

Ask volunteers to read aloud the definitions of the words in Faith Vocabulary. Have the children create word cards for *Christ* and *Lord*.

Connect

- ▶ Have the children describe how the titles for Jesus help us come to know him. (*The titles of Jesus tell us who Jesus is and the work his Father sent him to do.*)
- ▶ Ask volunteers to share the title they most frequently use for Jesus when they pray.
- ▶ Ask volunteers to share how they could show their love for Mary.

SACRED TRADITION

Biblical Names. In the Old Testament, Hebrew names often had significance in describing a person's role in God's plan. Share the meanings of biblical names with the class. You can find the meanings of many biblical names in a Bible dictionary or in the footnotes on the pages of your Bible. Here are the meanings of the names of some well-known figures in the Bible:

Adam: "man"

Sarah: "princess"

Joseph: "let him gather"

David: "beloved"

Abraham: "the father (God) is exalted"

Moses: "is born"

Esther: "star"

Martha: "lady"

Key Concept

The Church names the mystery of the Son of God becoming man the Incarnation

Teach

- ▶ Remind the young people that the name *Jesus* means "God saves."
- ▶ Ask the class to silently read the first two paragraphs.
- ▶ Tell the students to underline the most important faith statement in each paragraph and to give reasons for their choice.
- ▶ Ask a volunteer to read Luke 1:35. Explain that the Church refers to this event as the Annunciation because the angel Gabriel, "announced" to Mary that she would conceive and give birth to Jesus.
- ▶ Invite a volunteer to read Luke 2:11. Then ask the young people to read the verse in unison.
- ▶ Invite a volunteer to read about Saint Matthew and Saint Luke in Faith-Filled People.

Reinforce

- ▶ Remind the class the truth that Jesus Christ is true God and true man, and is central to our faith.
- ▶ Brainstorm how Mary and the shepherds must have felt about the messages they heard from the angels.

Connect

- ▶ Have the class complete the activity and share their responses. Encourage creative expression in their responses.

**Faith-Filled People****Saint Matthew and Saint Luke, Evangelists**

Matthew was a tax collector and one of the first Twelve Apostles. Luke was a physician and a companion of Paul the Apostle. It is only in the Gospels of Matthew and Luke that we read the account of the birth of Jesus.

The Incarnation

The angel Gabriel brought Mary a message telling her that God had chosen her to be the mother of his Son. Gabriel said to the Virgin Mary that she would conceive and give birth to a son and name him Jesus. When Mary asked how that was possible since she was a virgin, Gabriel replied,

"The holy Spirit will come upon you, and the power of the Most High will overshadow you. Therefore the child to be born will be called holy, the Son of God."

Luke 1:35

After the birth of Jesus, Luke's Gospel tells us that an angel of God appeared to shepherds, proclaiming the good news of Jesus' birth. The angel said to them,

"[T]oday in the city of David a savior has been born for you who is Messiah and Lord."

Luke 2:11

The Church names the mystery of the Son of God becoming man the *Incarnation*. The word incarnation means "putting on flesh." This word names our belief that the Son of God, the Second Person of the Holy Trinity, became fully human without giving up being fully God. Jesus Christ is true God and true man.

Activity Write words that you would use in each setting to express your faith in Jesus Christ.

At Home

At School

In My Community

50

**FAITH-FILLED PEOPLE**

Saint Matthew and Saint Luke. The Gospel accounts according to Matthew and Luke include information about Jesus' infancy and childhood. Matthew's Gospel shows how Jesus fulfills the Old Testament prophecies, especially those of Isaiah. He also includes Jesus' genealogy, which is read during Advent. Luke's Gospel makes a special effort to show the extent of Jesus' outreach of welcoming all people, including those on the fringe of society. Luke wants all people to discover the joy of being welcomed and accepted by God—and to take up the challenge of becoming disciples of Jesus. Saint Matthew's feast day is celebrated on September 21; Saint Luke's is on October 18. For more information on these two evangelists, go to the Resource Center at www.BeMyDisciples.com.

Mother of God, Mother of All

The four accounts of the Gospel do not tell us much about the childhood life of Jesus. His life was probably very much like the life of other Jewish children in Nazareth. Mary and Joseph shared their Jewish faith with Jesus. They taught him the customs and practices of their religion.

Mary is truly the Mother of God because Jesus is true God and true man. We remember and celebrate this truth about Mary each year on January 1, the Solemnity of Mary, the Mother of God. This feast of Mary is a holy day of obligation for Catholics in the United States of America.

Mary is our Blessed Mother. She is the Mother of the Church. When Jesus was crucified, Mary, several other women disciples, and John were there with him.

As he was dying on the cross, Jesus said to Mary, "Woman, behold your son." Then he said to John, "Behold, your mother" (John 19:26–27). The Church has always seen in these words that Mary is our mother, the Mother of the Church. We trust that Mary cares for us and wants us to grow closer to her Son, Jesus.

- 2 How do Catholics show their devotion to Mary? How can you show Mary your love for her?

Mary and the Child Jesus, an icon at the Church of Mary Magdalene in Jerusalem, Israel.



Catholics Believe

Christmas Customs

Catholics all over the world express their faith in the Incarnation in different ways. In Brazil, families create a *Presépio*, or a manger scene. In Mexico, *Las Posadas*, which begins on December 16, recreates the search of Mary and Joseph for shelter. Christians in Uganda greet one another, saying, *Aluzwawe*, or "We've been born for us."

Key Concept

Mary is the Mother of God.

Teach

- ▶ Remind the class that Jesus Christ is true God and true man.
- ▶ Introduce the page by summarizing the content of the opening paragraph for the young people.
- ▶ Divide the class into three groups.
- ▶ Assign one of the three remaining paragraphs on the page to each group. Have the groups silently read the section assigned to it.
- ▶ Have each group present what it learned. Clarify each presentation as necessary.
- ▶ Read the Catholics Believe feature to the group, and ask if they are familiar with any other Christmas customs.

Reinforce

Emphasize that Mary is the Mother of God because she is the Mother of Jesus, who is true God and true man. She is Mother of us all because Jesus gave her this special role.

Connect

- ▶ Read aloud the questions at the bottom of the page, and ask the young people to share their responses with a partner.
- ▶ Help the students understand that we can show our love for Mary by praying to her, by asking her for help, and by following her example of listening to God and doing his will.
- ▶ Ask volunteers to share one new way they could show their love for Mary.

HUMAN METHODOLOGIES

Learning by Heart. The *National Directory for Catechesis* states that memorization "contributes to the individual's continued growth in understanding and living the faith" (NDC, 29F). This would be a good time to review with the young people how to pray the Rosary. You will find a simple explanation on page 262 of the student text. Remind them that to pray the Rosary they need to know certain prayers by heart. You might also review the Joyful Mysteries, several of which are treated in this chapter. Remind the children that the Joyful Mysteries relate to the birth and childhood of Jesus.

Reinforce

Share with the children that at Christmas, when we celebrate the mystery of the Incarnation, we celebrate God's love for us.

Respond

- ▶ Brainstorm words and symbols the group can use to tell others about their faith in Jesus Christ. List the words and symbols on the board.
- ▶ Give the children time to complete the Sharing the Good News activity.
- ▶ Allow time for everyone to share their designs.

Choose

- ▶ Invite the children to reflect on the My Faith Choice section.
- ▶ After a moment of prayerful reflection, have the children write their choice on the lines provided.
- ▶ Encourage the children to put their choice into practice this week. Allow a moment for them to pray to God to become faithful followers of Christ.

I FOLLOW JESUS

Each Year the Church celebrates the events of Jesus' life. You can celebrate God's love for you, for your family, and for all people. The Holy Spirit invites you to celebrate that love through living a life of faithfulness, and sharing your faith in Jesus with others each and every day.

SHARING THE GOOD NEWS

Create a Web home page. Use words, pictures, or symbols that tell others about your faith in Jesus Christ.

MY FAITH CHOICE

This week I will show that I am faithful to Jesus. I will:



Pray, asking God to help you become a more faithful follower of Jesus.

TEACHING TIP

Imagining a Parish Banner. Divide the class into several small groups and provide each group with blank paper and fine-line markers. Ask the groups to imagine that they have been given the responsibility of creating a banner for the church sanctuary that illustrates the theme of this chapter: Jesus Christ, Son of God. Encourage them to include symbols on their banner that represent the titles we use to identify Jesus. Have them use the paper to sketch out their ideas. Afterward, ask each group to describe to the class the banner they would create.

Jesus, Saint Matthew's Gospel, was proclaimed on September 27. Saint Luke's is on October 18. For more information on these two evangelists, go to www.usccb.org/livingthefaith.com.

Chapter Review

Choose the correct word from the word bank to complete each sentence.

Madonna	Luke	Annunciation
Christ	Incarnation	John

- The word Madonna is a title for Mary meaning "my lady."
- The story of Jesus' birth appears in the Gospel of Luke.
- The Incarnation means the mystery of God becoming man.
- The title Christ means that Jesus is the Messiah, the Anointed One of God.
- The announcement of the birth of Jesus to Mary is called the Annunciation.

TO HELP YOU REMEMBER

- Jesus is the Christ, the Messiah.
- Jesus Christ is Lord. He is true God, the Second Person of the Holy Trinity, who became true man without giving up being God.
- The Virgin Mary is the Mother of God.

Jesus' Holy Name

Pray this prayer of petition from the Litany of the Holy Name of Jesus. In this kind of prayer we ask, or petition, God for his grace to live a life of faithfulness to him.

Leader: Jesus, Son of the living God.

All: have mercy on us.

Leader: Jesus, Son of the Virgin Mary.

All: have mercy on us.

Leader: Jesus, Good Shepherd.

All: have mercy on us.
Amen.

We Remember

- Have the children identify three important main ideas from the lesson and compare them with the To Help You Remember statements.
- Have the children work with partners to complete the Chapter Review activity. When everyone has completed the activity, have volunteers share their responses with the entire class.

We Pray

- Explain to the children that the prayer for this session is a litany. Point out that in this litany we petition Jesus for the gift of divine mercy.
- Gather the children for prayer in the prayer center.
- Begin with the Sign of the Cross.
- Serve as the leader and pray together Jesus' Holy Name.
- End with the Sign of the Cross.

LITURGY CONNECTION

Litanies. The litany is a form of prayer in which a leader offers a series of invocations, alternating with responses recited by the assembly. Litanies are sometimes prayed as a part of the celebration of certain feasts, in other liturgical gatherings, and as part of personal prayer. For example, the Litany of the Saints is sung or recited at the Easter Vigil Mass. Since the form of the litany is simple, it is an easy form of prayer for young people to learn and pray. Mention other litanies such as the Litany of the Holy Name of Jesus used in this lesson or the Litany of the Blessed Virgin Mary. Many of these litanies are available online. You can type the name of the litany into the search box on your Web browser.

Preview

- ▶ Have the students carefully tear out pages 53 and 54 along the perforation.
- ▶ Encourage them to share the pages with their families and to do the activities together.
- ▶ If they did not complete the review activity on page 53 by the end of the session, emphasize that they can complete it with their families at home.
- ▶ Point out the title and theme of next week's chapter to the class.

Visit www.BeMyDisciples.com

- ▶ Share with the class the many activities on the *Be My Disciples* Web site.
- ▶ Encourage the class to visit www.BeMyDisciples.com.

Before Moving On ...

As you finish today's lesson, reflect on the following question before moving on to the next chapter.

What have I learned about the children's knowledge of Jesus as true God and true man?

With My Family

This Week...

In Chapter 5, Jesus Christ, Son of God, your child learned:

- ▶ Titles for Jesus, such as Christ, Lord, and Messiah help us understand who Jesus is and the work God the Father sent him to do.
- ▶ The mystery of the Son of God becoming fully human while remaining fully God is called the Incarnation.
- ▶ Mary, the mother of Jesus, is truly the Mother of God because Jesus is the Son of God.
- ▶ Faithfulness is a quality that shows we are cooperating with the grace of the Holy Spirit.

For more about related teachings of the Church, see the *Catechism of the Catholic Church*, 422-451, 456-478, 484-507, and the United States Catholic Catechism for Adults, pages 77-87.

Sharing God's Word

Read together the Bible story about the birth of Jesus at the beginning of the Gospel according to Matthew and the Gospel according to Luke. Emphasize what the Gospel accounts of Jesus' birth tell us about who he is and the work he was sent to do.

- ▶ Jesus showed his love for his mother. It is very important to show our love for family members. Be sure to do special things this week to show your love for one another.

Our Spiritual Journey

Showing reverence for the name of Jesus is an expression of our faith in him, the Son of God and the Son of Mary. Bowing our heads slightly when we speak or hear the name Jesus spoken is a long tradition of the Church. Encourage one another to use this expression of reverence and faith when you speak or hear the name "Jesus" spoken. In this chapter your child prayed a prayer of petition. Read and pray together this prayer on page 53.

We Live as Disciples

The Christian home and family is a school of discipleship. Choose one of the following activities to do as a family or design a similar activity of your own.

- ▶ The angel Gabriel told Mary to name her child Jesus. Names are very important. Talk about how each family member's name was chosen.



For more ideas on ways your family can live as disciples of Jesus, visit

www.BeMyDisciples.com

ENRICHING THE LESSON

Creating and using time lines is an excellent way to help young people grasp the sequence of events. They can see visually how events relate to each other. Follow the directions for "Creating a Time Line" on page 107.

Enriching the Lesson

Making Acrostics

Purpose

To reinforce the key titles for Jesus in the Gospels (taught on page 49)

Directions

- ▶ Have the children write an acrostic for one of Jesus' titles.
- ▶ Have the children work with partners to choose and write a title for Jesus vertically on a piece of paper. Using the letters in the title, have partners write a word or phrase that helps explain what the title for Jesus means. For example: for the a in Messiah they might write "Anointed One."
- ▶ Have the partners share their acrostics with the entire class.

Materials

paper
pens or pencils

Making Bookmarks

Purpose

To reinforce the account of the birth of Jesus (taught on page 50)

Directions

- ▶ Invite the children to use religious Christmas cards to make bookmarks.
- ▶ Have the children cut out the Christmas scenes and mount them on pieces of card-size tagboard. Have the children trim the tagboard so that there is only a small border around the artwork.
- ▶ On the back of the card have the children write a message that summarizes the Incarnation. For example, "Jesus is God's Son." "His Mother is Mary."
- ▶ Arrange to laminate the bookmarks and have the children use these bookmarks during the Advent season as gifts for their family or for children making their first Holy Communion this year.

Materials

religious Christmas cards
scissors and glue sticks
tagboard
markers or crayons

Creating a Time Line

Purpose

To reinforce the events in the life of Jesus (taught on page 50)

Directions

- ▶ Have the children begin to create time lines for the key events in the life of Jesus.
- ▶ In small groups have the children begin a time line of the earthly life of Jesus beginning with the Annunciation.
- ▶ Each time the children learn something new about the earthly life of Jesus, have them add that event to their time lines.

Materials

white shelf paper
cardboard
paper towel tubes for storing time lines
markers or crayons