

Contents

Scope and Sequence, Grade 1	T8
Welcome to <i>We Believe with Project Disciple</i>	T10
Frequently Asked Questions	T12
Profile of a First Grade Disciple	T13
Program Overview	T14
This Year Go Green!	T22
Introductory Chapter	10
Family and Scripture reproducible masters (core chapters)	257

UNIT 1 Jesus Teaches Us About God's Love 17

1 God Is Our Father

Plan and Prepare	19A, 19B, 19D
Chapter Reproducible Master	19C
Lesson Plan	19
• God created the world. • God created all people. • God gives us special gifts. • God promises to love us always.	
Genesis 1:1–31; 2–3	
As Catholics	Angels

PROJECT DISCIPLE featuring Saint Francis of Assisi
Take Home Appreciating God's gifts in the world
Chapter Test

2 We Believe in the Blessed Trinity

Plan and Prepare	27A, 27B, 27D
Chapter Reproducible Master	27C
Lesson Plan	27
• God sent his own Son, Jesus, to us. • Jesus is God's greatest gift. • There are Three Persons in One God. • The Sign of the Cross is a prayer to the Blessed Trinity.	
John 15:9; Mark 10:13–14	
As Catholics	Saint Patrick

PROJECT DISCIPLE featuring The Sign of the Cross at Mass
Take Home Praying as a family
Chapter Test

3 Jesus Grew Up in a Family

Plan and Prepare	35A, 35B, 35D
Chapter Reproducible Master	35C
Lesson Plan	35
• God chose Mary to be the Mother of his Son. • Jesus was born in Bethlehem. • Jesus lived in Nazareth with Mary and Joseph. • The Holy Family obeyed God the Father and prayed to him.	
Luke 1:26–35, 38; 2:1–7	
As Catholics	Las Posadas

PROJECT DISCIPLE featuring The Holy Family
Take Home Making a family activity collage
Chapter Test

4 Jesus Works Among the People

Plan and Prepare	43A, 43B, 43D
Chapter Reproducible Master	43C
Lesson Plan	43
• John the Baptist helped people to get ready for Jesus.	
• Jesus shared God's love with all people. • Jesus teaches that God watches over us and cares for us. • Jesus helped all those in need.	
Luke 12:22–24; 19:1–5; Matthew 20:29–33	
As Catholics	Quiet Times for Prayer

PROJECT DISCIPLE featuring Sharing God's Love
Take Home Helping people who are sick
Chapter Test

5 Jesus Teaches Us About Love

Plan and Prepare	51A, 51B, 51D
Chapter Reproducible Master	51C
Lesson Plan	51
• Many people wanted to follow Jesus. • Jesus taught the Great Commandment. • Jesus taught us to love God, ourselves, and others. • Jesus taught us that all people are our neighbors.	
Matthew 22:37, 39; Luke 10:30–35	
As Catholics	Morning Offerings

PROJECT DISCIPLE featuring Good Neighbors
Take Home Learning about people of different cultures
Chapter Test

SEASONAL CHAPTERS

6 The Church Year

Plan and Prepare	59A
Lesson Plan	59
• The Church praises Jesus all year long.	
Chapter Reproducible Master	64A
Family Reproducible Master	64B

7 Ordinary Time

Plan and Prepare	65A
Lesson Plan	65
• The Church celebrates the life and teachings of Jesus.	
Matthew 5:9	
Chapter Reproducible Master	70A
Family Reproducible Master	70B

Unit 1 Test 71

UNIT 2 We Are Followers of Jesus 73

8 Jesus Had Many Followers

Plan and Prepare 75A, 75B, 75D
Chapter Reproducible Master 75C

Lesson Plan 75

• Jesus invited people to be his followers. • Jesus' followers believed that he was the Son of God. • Jesus showed his followers how to pray. • We pray the Lord's Prayer.

Matthew 4:18–20; Luke 8:22–25; 11:1–2

As Catholics The Title Lord

PROJECT DISCIPLE featuring Our Daily Bread

Take Home Praying the Lord's Prayer together

Chapter Test

9 Jesus Died and Rose to New Life

Plan and Prepare 83A, 83B, 83D
Chapter Reproducible Master 83C

Lesson Plan 83

• Jesus told his followers that he loved and cared for them. • Many people gathered to welcome and praise Jesus. • Jesus taught in the Temple in Jerusalem. • Jesus died and rose.

John 10:2, 14; 12:12–13

Luke 21:37–38; Matthew 28:1–7

As Catholics We Pray Hosanna

PROJECT DISCIPLE featuring Respect for Workers

Take Home Praising God

Chapter Test

10 Jesus Sends the Holy Spirit

Plan and Prepare 91A, 91B, 91D
Chapter Reproducible Master 91C

Lesson Plan 91

• The risen Jesus visited his followers. • Jesus Christ promised that the Holy Spirit would come to his followers. • The Holy Spirit was sent to Jesus' followers. • The Holy Spirit is the Third Person of the Blessed Trinity.

Luke 24:36, 49; John 21:2–12;

Acts of the Apostles 2:1–4

As Catholics Symbol of the Holy Spirit

PROJECT DISCIPLE featuring Pentecost

Take Home Joining the parish for breakfast

Chapter Test

11 The Holy Spirit Helps the Church to Grow

Plan and Prepare 99A, 99B, 99D
Chapter Reproducible Master 99C

Lesson Plan 99

• The Church began on Pentecost. • The first members of the Church did many things together. • The Holy Spirit helped the Church to grow. • The Holy Spirit helps the Church today.

Acts of the Apostles 2:36–38, 41

As Catholics Saints Peter and Paul

PROJECT DISCIPLE featuring Saying Thank You

Take Home Making a Holy Spirit poster

Chapter Test

12 The Church Serves

Plan and Prepare 107A, 107B, 107D
Chapter Reproducible Master 107C

Lesson Plan 107

• The Apostles led and cared for the Church. • The bishops lead and care for the Church. • The pope leads and cares for the whole Church. • The Church serves others.

Matthew 16:18; John 13:15

As Catholics The Vatican

PROJECT DISCIPLE featuring A Catholic Missionary

Take Home Pledging to serve others

Chapter Test

SEASONAL CHAPTERS

13 Advent

Plan and Prepare 115A

Lesson Plan 115

• The Church has a special time of waiting.

John 8:12

Chapter Reproducible Master 120A

Family Reproducible Master 120B

14 Christmas

Plan and Prepare 121A

Lesson Plan 121

• At Christmas the Church celebrates the birth of Jesus.

Isaiah 9:1–2, 5

Chapter Reproducible Master 126A

Family Reproducible Master 126B

Unit 2 Test 127

Accompanying Top Companionments 249

Library Index 258

UNIT 3 We Belong to the Church 129

15 We Belong to a Parish

Plan and Prepare 131A, 131B, 131D
Chapter Reproducible Master 131C

Lesson Plan 131

• Our parish is like a family. • We gather together to worship. • We work together as a parish. • Our parish helps many people.

Luke 11:1
As Catholics Catechists

PROJECT DISCIPLINE featuring People in the Parish

Take Home Helping people who are hungry

Chapter Test

16 We Celebrate the Sacraments

Plan and Prepare 139A, 139B, 139D
Chapter Reproducible Master 139C

Lesson Plan 139

• Jesus celebrated God's love. • We celebrate God's love. • Jesus gave us the sacraments. • The Church celebrates Seven Sacraments.

Psalms 100:1–2
As Catholics Gifts of Creation

PROJECT DISCIPLINE featuring Celebrating God's Love at Mass

Take Home Singing songs of praise and thanks

Chapter Test

17 The Church Welcomes New Members

Plan and Prepare 147A, 147B, 147D
Chapter Reproducible Master 147C

Lesson Plan 147

• The Church welcomes new members at Baptism. • At Baptism we receive God's life. • We say and do special things to celebrate Baptism. • In Baptism we are joined to Jesus and one another.

Rite of Baptism
As Catholics When We Celebrate Baptism

PROJECT DISCIPLINE featuring Welcome Banner

Take Home Finding holy water in your parish church

Chapter Test

18 We Are Followers of Jesus

Plan and Prepare 155A, 155B, 155D
Chapter Reproducible Master 155C

Lesson Plan 155

• Jesus is the Light of the World. • We receive the light of Christ. • Jesus asks us to share his peace. • We can make choices as children of God.

Matthew 5:1, 9; John 8:12
As Catholics Pope Pius X

PROJECT DISCIPLINE featuring Peacemakers

Take Home Praying to Jesus, the Light of the World

Chapter Test

19 We Celebrate God's Forgiveness

Plan and Prepare 163A, 163B, 163D
Chapter Reproducible Master 163C

Lesson Plan 163

• Jesus told us about God's forgiveness. • God is always ready to forgive us. • We celebrate God's forgiveness. • Jesus asks us to forgive others.

Luke 15:11–23
As Catholics The Reconciliation Room

PROJECT DISCIPLINE featuring A Forgiveness Story

Take Home Forgiving others in the family

Chapter Test

SEASONAL CHAPTERS

20 Lent

Plan and Prepare 171A
Lesson Plan 171

• The Church gets ready to celebrate Jesus' Death and Resurrection.

Ephesians 5:10
Chapter Reproducible Master 176A
Family Reproducible Master 176B

21 The Three Days

Plan and Prepare 177A
Lesson Plan 177

• The Church celebrates that Jesus died and rose to new life.

Chapter Reproducible Master 182A
Family Reproducible Master 182B

Unit 3 Test 183

Unit 1 Test

UNIT 4 We Celebrate and Live Our Faith 185

22 Jesus Gives Us the Eucharist

Plan and Prepare 187A, 187B, 187D
Chapter Reproducible Master 187C
Lesson Plan 187

• Jesus shared a special meal with his followers. • We celebrate what Jesus said and did at the Last Supper. • We celebrate the Sacrament of the Eucharist. • We join with our parish for the celebration of Mass.

Matthew 26:26–28

As Catholics Our Sunday Celebration

PROJECT DISCIPLINE featuring The Last Supper

Take Home Listing people who help us worship at Mass

Chapter Test

23 We Celebrate the Mass

Plan and Prepare 195A, 195B, 195D
Chapter Reproducible Master 195C
Lesson Plan 195

• We gather to worship God. • We listen to God's Word. • Our gifts of bread and wine become the Body and Blood of Christ. • We grow closer to Jesus and one another.

The Roman Missal

As Catholics The Good News of Jesus

PROJECT DISCIPLINE featuring Prayers from Mass

Take Home Praying for parishioners who are sick

Chapter Test

24 We Share God's Love

Plan and Prepare 203A, 203B, 203D
Chapter Reproducible Master 203C
Lesson Plan 203

• Jesus shows us how to love and serve. • When we pray, we show God that we love him. • We share God's love with our families. • We share God's love with others.

John 13:34; 20:19, 21

As Catholics Forms of Prayer

PROJECT DISCIPLINE featuring Parish Priests

Take Home Sharing God's love as a family

Chapter Test

25 We Honor Mary and the Saints

Plan and Prepare 211A, 211B, 211D
Chapter Reproducible Master 211C
Lesson Plan 211

• Mary is the mother of Jesus. • The Church honors Mary. • The saints are close to God. • We honor all the saints of the Church.

Luke 1:26–28, 35

As Catholics Honoring Mary

PROJECT DISCIPLINE featuring Saint Joseph

Take Home Making a family tree

Chapter Test

26 We Care for the Gifts of God's Creation

Plan and Prepare 219A, 219B, 219D
Chapter Reproducible Master 219C
Lesson Plan 219

• The world is God's gift to us. • Animals are part of God's creation. • We are all important to God. • We care for and respect all people.

Genesis 1:24–25; Matthew 7:12

As Catholics Life: A Gift from God

PROJECT DISCIPLINE featuring Student Reflection

Take Home Caring for God's creation

Chapter Test

SEASONAL CHAPTER

27 Easter

Plan and Prepare 227A
Lesson Plan 227

• The Church celebrates that Jesus rose to new life.

Psalm 118:24; Matthew 28:1–10

Chapter Reproducible Master 232A

Family Reproducible Master 232B

Unit 4 Test 233

PROJECT DISCIPLINE RESOURCES 235A

Family Survey 235B

Grade 1 Log 235

End-of-Year Prayer Service 237

My Parish Church 238

Grade 2 Sneak Peek 240

Reproducible Prayer Posters 240A

My Mass Book 241

My Prayer Book 245


Sacraments/Ten Commandments 249

Glossary/Index 250

We Are Followers of Jesus

UNIT 2

Chapter 8: Jesus Had Many Followers	75
Chapter 9: Jesus Died and Rose to New Life	83
Chapter 10: Jesus Sends the Holy Spirit	91
Chapter 11: The Holy Spirit Helps the Church to Grow	99
Chapter 12: The Church Serves	107



Seasonal Chapters

Chapter 13: Advent

Chapter 14: Christmas



PROJECT DISCIPLE

DEAR FAMILY

In Unit 2 your child will grow as a disciple of Jesus by:

- appreciating that Jesus had many followers, and he taught them to pray
- understanding that Jesus died and rose to bring us new life
- learning that Jesus Christ sent the Holy Spirit to his followers
- hearing the story of Pentecost, and the ways the Holy Spirit helps the Church to grow
- recognizing that the pope and bishops lead the Church in caring for and serving others.

Celebrate!

This image is a model of the Temple in Jerusalem during Jesus' time. Jesus was Jewish, and so are most of our Catholic faith are Jewish. If you have Jewish friends, invite them for a meal and celebrate your common heritage. Pray for all Jewish People.



Show That You Care

In Chapter 12 your child will learn about the pope and the bishops. Help your child to name the Church leaders. (Visit your parish Web site.)

- Our pope is _____
- Our bishop is _____
- Our pastor is _____
- Our parish ministers are _____
- Together thank God for those who serve the Church today.

74

Reality Check

"Parents' respect and affection are expressed by the care and attention they devote to bringing up their young children and providing for their physical and spiritual needs."

(Catechism of the Catholic Church, 2238)

Pray Today

Pray the Lord's Prayer together. Talk about the ways your family can help the Kingdom of God to grow. Remind your child that you always pray the Lord's Prayer at Mass on Sunday.

Fast Facts

The Church uses several symbols to represent the Holy Spirit: a flame, a dove, clouds and light, a hand, and others. In your church, look for any symbols for the Holy Spirit. Which symbol means the most to your family?

Take Home

Each chapter in your child's We Believe Grade 1 text offers a "Take Home" activity that invites your family to support your child's journey to more fully become a disciple of Christ.

Be ready for this unit's

Take Home:

Chapter 8: Praying the Lord's Prayer together

Chapter 9: Praising God

Chapter 10: joining the parish for breakfast

Chapter 11: Making a Holy Spirit poster

Chapter 12: Pledging to serve others

CLASS CONNECTION

Read aloud the unit title and the chapter titles. Ask the children: *What do you think you will be learning in this unit?* Invite a few volunteers to respond. Then explain to the children that they will be learning about Jesus' followers, the Holy Spirit, and the Church.

HOME CONNECTION

Project Disciple Dear Family

Sadlier *We Believe* calls on families to become involved in:

- learning the faith
- prayer and worship
- living their faith.

Highlighting of these unit family pages and the opportunities they offer will strengthen the partnership of the Church and the home.

For additional information and activities, encourage families to visit Sadlier's

www.WEBELIEVEweb.com

Overview

In Chapter 5 the children learned that Jesus teaches us about love. In this chapter the children will learn about the people who followed Jesus and what they learned from him.

Doctrinal Content

For Adult Reading and Reflection
Catechism of the Catholic Church

The children will learn:	Paragraph
• Jesus invited people to be his followers.	543
• Jesus' followers believed that he was the Son of God.	548
• Jesus showed his followers how to pray.	2759
• We pray the Lord's Prayer.	2776

Key Words

Apostles (p. 76)
Lord's Prayer
(p. 78)

Catechist Background

How are you responding to Jesus' call?

The invitation Jesus gave to Peter and Andrew is amazing. "As he was walking by the Sea of Galilee, he saw two brothers, Simon who is called Peter, and his brother Andrew, casting a net into the sea; they were fishermen. He said to them, 'Come after me, and I will make you fishers of men.' At once they left their nets and followed him" (Matthew 4:18). Jesus spoke directly and they followed immediately! What we know and believe is that each of us, as a baptized Christian, is called in much the same way. Christ expects us to follow also, in whatever ways we can find to use the talents God has given us.

Later in the Gospel, we read that Jesus calmed the storm when his friends were afraid. (See Luke 8:22–25.) He took away their fear by giving them confidence in his power and by assuring them of his presence. Christ is here for us in the same way when we, too, ask for help.

Go to www.webelieveweb.com, Catechist/Teacher, We Believe Correlations for this chapter's correlation to the Six Tasks of Catechesis.

In these incidents we see that Jesus called, he calmed, and very importantly, he also taught his disciples to pray. (See Matthew 6:5–8.) Jesus taught prayer first by his own example and then by his words. By your own prayer, you are leading in the manner that Jesus led his followers. Like him, you show both by example and by word.

These three incidents are models for each baptized person. As a catechist, you are following Christ by using your talents with your class, by asking for God's help when you need it, and by praying often.

How do you make prayer part of your life?

Lesson Planning Guide

Lesson Steps

Presentation


Materials

1 WE GATHER

page 75


 Prayer

 Focus on Life

 Pray by singing.

- Share feelings about invitations.

For prayer space: container of sand, shells, pebbles, toy sailboat; Bible

 "Jesus Wants to Help Us," Paule Freeburg, DC, Christopher Walker, #7, Grade 1 CD


2 WE BELIEVE

page 76

Jesus invited people to be his followers.

 Matthew 4:18–20

- Read the text and talk about following Jesus.

 Decide about being a follower of Jesus.

- crayons or colored pencils


page 77

Jesus' followers believed that he was the Son of God.

 Luke 8:22–25

- Read the Scripture story about Jesus calming the storm.

- Present that Jesus' followers believed he was the Son of God.

 Present skits about talking to Jesus.


- costumes and props (option)

page 78

Jesus showed his followers how to pray.

 Luke 11:1–2

- Read about and discuss Jesus at prayer.

 Complete the activity about people who teach us to pray.

- copies of Reproducible Master 8, guide page 75C

page 79

We pray the Lord's Prayer.

- Learn the Lord's Prayer.
- Read and discuss the *As Catholics* text.

3 WE RESPOND

page 79

- Reflect on and pray the Lord's Prayer.

pages 80–81

Project Disciple

- Complete the **Project Disciple** activities.
- Explain the *Take Home* activity.
- Discuss/send home **Sharing Faith with My Family** reproducible master for this chapter.

- pencils, crayons or colored pencils or markers
- copies of **Sharing Faith with My Family** reproducible master, Chapter 8 (back of book)

page 82

Chapter 8 Test

- Complete **Chapter 8 Test**.
- Work on *Alternative Assessment* activity.

- optional: copies of Scripture reproducible master, *What's the Word?*, Chapter 8 (back of book)

Name _____

Color the border of the chart.
Share the chart with your family and friends.

The Lord's Prayer	When we pray this prayer
<p>Our Father, who art in heaven, hallowed be thy name;</p>	<p>We praise God. We pray to God as our loving Father. We say that God is holy. We honor and respect his name.</p>
<p>thy kingdom come; thy will be done on earth as it is in heaven.</p>	<p>We ask that all people will know and share God's love. This is what God wants for all of us.</p>
<p>Give us this day our daily bread;</p>	<p>We ask God to give us what we need. We remember all people who are hungry or poor.</p>
<p>and forgive us our trespasses as we forgive those who trespass against us;</p>	<p>We ask God to forgive us. We need to forgive others.</p>
<p>and lead us not into temptation, but deliver us from evil. Amen.</p>	<p>We ask God to keep us free from anything that goes against his love.</p>

PROJECT DISCIPLINE



Additional Activities

What's *the* Word?

Scripture reproducible master, Chapter 8

Materials needed: copies of *What's the Word?* (back of book)

Distribute copies of the Scripture reproducible master. Explain to the children that they will learn a song about Jesus and the fishermen. Ask the children to repeat each verse after you sing it. Then sing the song together. Once the children have learned the words, invite them to make up actions for each verse.

Make *it* Happen

On a large piece of chart paper, write the title: *Jesus, I want to be your friend and follower. I can...* Distribute a sentence strip to each child. Ask the children to finish the sentence by writing a word or phrase on the sentence strip. Display the sentence strips under the title. As time goes on, remind the children to look at and read the responses.

Picture This

Materials needed: poster paper divided into 3 sections, markers

Divide children into small groups and distribute a sheet of poster paper to each group. Explain that the children will design a cartoon strip of one of the stories about Jesus from the chapter lessons. You may want to provide appropriate examples of cartoon strips. Assign each group a story: Matthew 2:18–20, Luke 8:22–25, or Luke 11:1–2. Help the children to plan out their cartoon strip before they begin their designs. Use the words *first*, *next*, and *last* to guide the retelling of the stories. Display the finished cartoons.

Pray Today

Make time to pray the Lord's Prayer as a class. When you call the children together to pray, remind them that the Lord's Prayer is the prayer Jesus taught us.

Meeting Individual Needs

English Language Learners

Work closely with children who are learning English. Whenever possible use pictures to help the children with the meanings of difficult words and concepts.

We Believe Resources

- Grade 1 *Review & Resource Book*, pages 19–21
- Grade 1 *Family Book*, pages 24–26
- Grade 1 *Assessment Book*, pages 15–16
- Grade 1 CD-ROM *Test Generator and Resource*: Use Chapter 8 Test or customize your own.
- www.webelieveweb.com



Enrichment Ideas

Chapter Story

One day in class Amy noticed that all of her classmates had blue envelopes on their desks. The envelopes all looked the same. Amy wondered what they might be.

During recess, Amy asked her friend, Tomás, about the blue envelopes. Tomás told her that the envelopes were invitations for Lisa's birthday party. Amy was upset that she did not receive an invitation. Lisa lived on her street, and Amy thought that they were good friends. "Maybe Lisa doesn't like me anymore," Amy thought.

By the end of the school day Amy still did not receive a blue envelope. Amy was putting on her coat when Lisa walked up to her.

"Hi Amy!" said Lisa. "I'm having a birthday party next Saturday afternoon. I wanted to give you your invitation in person because we are good friends. I really hope you can come. The party won't be any fun without you!"

Lisa gave the invitation to Amy. Amy smiled and said, "Thanks, Lisa! I can't wait to come to your party!"

Amy felt better. Lisa had not forgotten her. Amy and Lisa were still good friends.

- ▶ *Why do you think Lisa wanted to give Amy her invitation in person? How did this change Amy's feelings?*

FAITH and MEDIA

- ▶ After the class has sung the song "Jesus Wants to Help Us" on page 75, explain that songs are another example of media. People all over the world use songs to tell stories ("Mary Had a Little Lamb") and send messages ("Happy Birthday to You").
- ▶ Consider supplementing the *Multicultural Connection* activity on page 79 with a class visit to www.webelieveweb.com to listen to the Lord's Prayer. The Web site offers audio versions of many prayers. The children can quietly listen to the audio or may pray along.

CHAPTER

PROJECT: WRITING SONG LYRICS

Help the children write lyrics that retell the Scripture story on page 77. Use the tune "Here We Go 'Round the Mulberry Bush" or another familiar

tune. Record the children singing the songs and share the recording with a parish religious education group or senior-citizen group.

Jesus Had Many Followers

8

Chapter 8 • Page 75

PREPARING TO PRAY

The children will sing about their belief in Jesus.

- Play the song “Jesus Wants to Help Us,” #7, Grade 1 CD. Have the children practice singing.

The Prayer Space

- Display things that remind the children of the chapter’s Scripture stories: Jesus calls Peter and Andrew, and Jesus calms a storm at sea. A container of sand, shells, pebbles, and a toy sailboat are recommended.
- On the prayer table place an open Bible.

WE GATHER

✚ Let us pray by singing.

J Jesus Wants to Help Us

We believe Jesus wants to help us.
We believe Jesus wants to help us.
We believe that Jesus
always wants to help us.

When we pray, Jesus wants to hear us.
When we pray, Jesus wants to hear us.
We believe that Jesus
always wants to hear us.

☀ How do you feel when
you get a special invitation
from a friend?



75



This Week's Liturgy

Visit www.webelieveweb.com for this week's liturgical readings and other seasonal material.

Lesson Plan

WE GATHER

— minutes

✚ Pray

- Invite the children to gather in the prayer space.
- Begin by praying the Sign of the Cross. Then have the children sing “Jesus Wants to Help Us.” When they have finished singing, ask the children to silently thank Jesus for helping us and for hearing our prayers.



Focus on Life

- Invite the children to share how they feel when they get a special invitation from a friend. Ask: *What are some special invitations we can get?* Read the *Chapter Story* on guide page 75E. It is about a special invitation.

Family Connection Update

Invite the children to share their family discussions about neighbors from or living in other countries.

Catechist Goal

- To explore how Jesus called his followers, invited them to imitate him, and taught them to pray

Our Faith Response

- To pray the Lord's Prayer in a meaningful way

Key Words Apostles

Lord's Prayer

Lesson Materials

- colored pencils or markers
- costumes and props (option)
- copies of Reproducible Master 8
- drawing or writing paper
- Scripture and Family reproducible masters (back of book)

Teaching Tip

When Accidents Happen

Sometimes in the children's enthusiasm in acting out stories, accidents happen. For example, if a child knocks something over, calmly help the child pick up the object. Then have the children continue what they were doing.

Lesson Plan

WE BELIEVE

— minutes

Read aloud the *We Believe* statement and first paragraph. **Stress:** *Jesus gave many people a special invitation to be his followers.*

Have the children look at the picture on pages 76 and 77. Ask: *What do you think Jesus is saying to the two fishermen?* Read the story. Explain: *Peter and Andrew had heard about Jesus who was going from village to village teaching. They were not just following a stranger whom they knew nothing about. Then read the We Believe text that follows the Scripture story. Stress:*

- Followers of Jesus learned from him.
- Followers of Jesus shared God's love with others.

WE BELIEVE

Jesus invited people to be his followers.

Jesus invited people to come and be with him.

He asked people to be his followers.

 Matthew 4:18–20

Read Along

One day Jesus was walking by the sea. He saw two brothers fishing. Their names were Peter and Andrew. Jesus invited Peter and Andrew to be his followers. "At once they left their nets and followed him." (Matthew 4:20)

Jesus asked other men and women to be his followers, too.


Jesus' followers learned from him.

They tried to act as Jesus did.

They shared God's love with others, too.

Jesus had many followers.

The **Apostles** were the twelve men Jesus chose to lead his followers.

 Jesus invites you to be his follower, too.


If you want to be a follower of Jesus, write your name here.



Key Word

Apostles the twelve men Jesus chose to lead his followers

Write the word *Apostles* on the board. Invite a volunteer to read the definition aloud. Explain: *Peter and Andrew were two of Jesus' Apostles. They became leaders of Jesus' many followers.*

 **Ask:** *Do you want to be a follower of Jesus?* Invite the children to print their names on the line provided.

Read the *We Believe* statement and the first *We Believe* paragraph on page 77. Tell the children that they will hear about an amazing thing that Jesus did to help his followers.

Jesus' followers believed that he was the Son of God.

Jesus spent a lot of time with his followers.

They trusted Jesus very much.

Here is a story about a time when Jesus helped his followers.


 Luke 8:22–25

Read Along

One day Jesus was in a boat with his followers. He fell asleep. Soon a storm started rocking the boat. Jesus' followers were afraid. They woke Jesus up. They believed he would help them.

Jesus told the winds and waves to be still. Jesus' followers were amazed because the storm stopped. They asked, "Who then is this, who commands even the winds and the sea, and they obey him?" (Luke 8:25)

Jesus did amazing things to help people. He did many things that only God can do. Jesus' followers saw these things and believed in him. They believed Jesus was the Son of God.

 Act out what you would have said to Jesus after he calmed the storm.

ACTIVITY BANK

Curriculum Connection


Art

Activity Materials: water color paints, drawing paper

Have the children work in pairs. Ask one child in each pair to paint a picture of the beginning of the story of the storm in action. Then ask the other partner to paint a picture of the quiet sea after Jesus had calmed it. When the partners have finished, display the pairs of pictures in the prayer space.

Invite the children to read along as you read aloud the story of Jesus and the storm at sea.

Continue the reading by having a volunteer read the paragraph under the scriptural story. Stress: *Jesus' followers believed he was the Son of God.*

 **Ask** a volunteer to read aloud the activity directions. Invite the children to form small groups to decide what they would say to Jesus. Call on each group to act out its skit.

Quick Check

- ✓ What did Jesus invite people to do? (Jesus invited people to be his followers.)
- ✓ What did Jesus' followers believe? (They believed that he was the Son of God.)

As Catholics...

The Title Lord

After you have presented the lesson, read aloud the *As Catholics* text. Remind the children to listen for the word *Lord* during next Sunday's Mass.

Teaching Note

Jesus' Followers

The concept of Jesus inviting people to be his followers is more fully developed in the Grade 2 *We Believe* text. For now, explain to the children that Jesus invited many people to be his followers. Some accepted Jesus' invitation, and some did not. Some followers traveled with Jesus most of the time; some went to see him when he was near their homes.

Jesus showed his followers how to pray.

Jesus often prayed to God the Father. Sometimes Jesus prayed alone. Sometimes he prayed with other people. Jesus' followers learned to pray by watching him pray. They learned to pray by listening to Jesus, too.



Luke 11:1-2

Read Along

One day Jesus was praying. When he was finished, one of his followers asked him to teach the group to pray. Jesus told his followers, "When you pray, say, 'Father, hallowed be your name.'" (Luke 11:2)

We call the prayer Jesus taught his followers the **Lord's Prayer**.

We also call this prayer the Our Father.

Why do you pray?
Who teaches you to pray?
Write two names here.

Key Word

Lord's Prayer the prayer Jesus taught his followers

Thank these people and say a prayer for them.

78

Lesson Plan

WE BELIEVE (continued)

Read aloud the *We Believe* statement at the top of the page and the text that follows. Say: *Look at the picture. Tell what is happening. (One possible answer is that people are watching Jesus pray.)*

Ask the children to read along as you read aloud the Scripture verse and the *We Believe* text on page 78. Ask the children to underline the name for the prayer that Jesus taught us. (**Lord's Prayer and Our Father**)

Invite the children to think quietly about why they pray and who teaches them to pray. Ask volunteers to share their thoughts. Then have the children write two names on the page and offer a silent prayer for the people as they write the names.

Ask a volunteer to read the *We Believe* text on page 79. Then read aloud the Lord's Prayer.

Distribute copies of Reproducible Master 8. Explain that each line of the Lord's Prayer is given with a brief explanation. As you read each phrase in column one, ask volunteers to read aloud the explanation in column two. Answer any questions. Invite the children to repeat each line of the Our Father after you.

We pray the Lord's Prayer.

We can pray the Lord's Prayer with others or by ourselves. Here are the words we pray.

The Lord's Prayer

Our Father, who art in heaven,
hallowed be thy name;
thy kingdom come;
thy will be done on earth as it is
in heaven.

Give us this day our daily bread;
and forgive us our trespasses
as we forgive those who trespass
against us;
and lead us not into temptation,
but deliver us from evil.
Amen.

WE RESPOND

X Gather in a circle.
Pray the Lord's Prayer
together.

As Catholics...

Lord is another name for God. Jesus' followers sometimes called him Lord. We use the name Lord in many of our prayers. When we do this, we remember that Jesus is the Son of God. During Sunday Mass, listen for the times we pray, "Lord."

79

ACTIVITY BANK**Liturgy****Liturgical Music**

Activity Materials: musical recording of the Lord's Prayer

Tell the children that the Lord's Prayer is sometimes sung at Mass. If possible, play a musical recording of the prayer. Have the children listen; then play the recording again and invite them to sing along.

Multicultural Connection**Our Father**

Activity Materials: chart or poster paper

Before the activity, write the first words of the Lord's Prayer in different languages. Then teach the children the phrase in the different languages. You may wish to use the following.

- Italian *Padre Nostro*
(Pa-dray Nō-strō)
- Spanish *Padre Nuestro*
(Pa-dray New-es-trō)
- Swahili *Baba Yetu*
(Ba-ba Yay-too)
- French *Notre Pere*
(Nō-tra Pear)

WE RESPOND

— minutes

Connect to Life Read aloud the *We Respond* directions. Explain that we can use prayerful actions as we pray the Lord's Prayer. Encourage the children to give their ideas for some actions. Offer a few suggestions. For example, you might point upward for "Our Father, who art in heaven." Then place the palms of your hands together for "hallowed be thy name." When the children have decided on actions for the whole prayer, have them gather in a circle.

Pray Ask a few volunteers to lead the class in the actions. Together read the prayer aloud along with the prayerful actions.

Catechist Goal

- To review the chapter ideas that are key to growing as disciples of Jesus Christ

Our Faith Response

- To decide on ways to grow as disciples by living out what we have learned

Show What you Know

Read aloud the activity instruction. Point out the two *Key Words* in the box to the right of the activity. Read aloud each question, allowing time for the children to write the appropriate *Key Word* on the line provided. Ask volunteers to share the answers. Clarify any misconceptions.

Pray Today Read the opening line. Ask a volunteer to read the prayer while the children listen and look at the photo. Discuss the way the prayer shows trust in God.

What's the Word?

Read aloud the paragraph. Together, make a list of things that people need. If some of the suggestions are not needs, but *wants*, put them in a separate list. Then ask the children to complete the activity individually.

Make it Happen

Read aloud the instruction line and the possible choices (the checklist). Have children check the ways and write a way to follow Jesus. Encourage them to do these things every day.

Take Home

Encourage the children to relate the stories about Jesus from the chapter's lessons to their families. Remind them to pray the Lord's Prayer with them, too!

Discuss and send home copies of *Sharing Faith with My Family* reproducible master for this chapter (back of book).



PROJECT

Show What you Know

Write the **Key Word** that answers each question.

What is the prayer Jesus taught his followers?

Who are the twelve men Jesus chose to lead his followers?



Many fishermen in France pray this prayer. It shows they trust God.

*Dear God,
be good to me.
The sea is so wide,
and my boat is so small.
(Fishers of Brittany, France)*




DISCIPLE



What's the Word?

Jesus taught us to pray the Lord's Prayer. Part of this prayer is, "Give us this day our daily bread." When we pray these words, we are praying for the needs of all people. Draw some things that people need today.



Make it Happen

Finish this message to Jesus. As your friend and follower, I can

- share my toys.
- pay attention in school.
- say my prayers.
- help a friend.

(your own way)



Take Home

Share the stories about Jesus you have learned this week. Pray the Lord's Prayer together as a family. Talk about what the words mean.

Circle the correct answer.

- The _____ of Jesus learned from him.
teachers followers
- Jesus' followers believed that he was _____.
the Son of God an Apostle
- Jesus taught his followers the _____.
Sign of the Cross Lord's Prayer
- The _____ men Jesus chose to lead his followers were the Apostles.
twelve ten
- Jesus _____ prayed to God the Father.
never often



What did Jesus do to help his followers in the storm? _____

82

CHAPTER TEST

Read each test item aloud and allow time for the children to mark an answer. Decide whether the *Talk About It* activity will be a small group or whole class discussion. After you have finished, check the answers. Clarify any misconceptions.


Alternative Assessment

You may want the students to complete the following alternative-assessment activity.

Write sentences or draw pictures about Jesus' first followers. What did they see? What did they hear?

Additional Testing

- Chapter 8 Test in *Assessment Book*, pages 15–16
- CD-ROM *Test Generator and Resource*: Use Chapter 8 Test or customize your own.



Review



Review the definitions as they are presented in the chapter's *Key Word* boxes:

- Apostles (page 76)
- Lord's Prayer (page 78).

We Believe Statements

Review the four statements.

- Jesus invited people to be his followers.
- Jesus' followers believed that he was the Son of God.
- Jesus showed his followers how to pray.
- We pray the Lord's Prayer.

To use the Chapter 8 Study Guide, visit

www.webelieveweb.com