

# CONTENTS

## Helps for the Catechist

Welcome! . . . . .	T4
The Catechetical Ministry . . . . .	T4
The Foundations of Catechesis . . . . .	T5
A Spiral Curriculum Based on the Four Pillars of the <i>Catechism</i> . . . . .	T6
BLEST ARE WE Program Overview . . . . .	T7
Learning Styles and Strategies . . . . .	T10
Profile of the Fifth-Grade Child . . . . .	T12
The Learning Environment . . . . .	T14
Involving the Parish . . . . .	T16
Involving the Family . . . . .	T18
Introducing <i>Take Home</i> <i>Family Time</i> Pages . . . . .	T19
Teaching Doctrine . . . . .	T20
Teaching Worship . . . . .	T21
Teaching Morality . . . . .	T22
Introducing <i>Faith in Action</i> . . . . .	T23
Teaching Prayer . . . . .	T24
Introducing <a href="http://www.blestarewe.com">www.blestarewe.com</a> . . . . .	T25
Learning Activities . . . . .	T26
Assessment . . . . .	T28

## Scripture

### Understanding Scripture . . . . . T29

*A catechist's complete mini-course  
on the Bible and teaching Scripture  
to children*

### Teaching Scripture . . . . . T37

## Core Chapters . . . . . 1

*Planning pages and step-by-step  
suggestions for teaching all twenty  
chapters of BLEST ARE WE Grade 5*

## Feasts and Seasons . . . . . 233


*Eleven lesson plans on  
the liturgical year and major  
feast-day celebrations*

## Our Catholic Heritage . . . . . 259

*A brief survey of Catholic doctrine,  
organized according to the four  
pillars of the Catechism*

## Resources . . . . . T39

*Answer Key for the chapter  
activity masters and resources  
for liturgical catechesis*





# CONTENTS

Let Us Pray	9
Traditional Catholic prayers and devotions	
The Bible	17
Preparing to understand Scripture	
Program Song	22
"Blest Are We"	

## UNIT 1 The Sacraments: God's Gifts of Life 23



Unit Song • "Sing Out Earth and Skies" . . . . . 24

CATECHISM PILLARS

CHAPTER

PAGE



### 1. God's Wonderful Creation 25

God is the Creator of all life.

**Scripture Story** • The Story of Creation . . . . . 28

**Prayer Celebration** • A Meditation Prayer . . . . . 32

**Faith in Action** • Parish Ministry • Respect Life . . . . . 34

### 2. The Seven Sacraments 35

We celebrate the Paschal Mystery in the sacraments.

**Worship** • The Paschal Mystery . . . . . 38

**Prayer Celebration** • A Prayer of Thanksgiving . . . . . 42

**Faith in Action** • Parish Ministry • Parish Priests . . . . . 44

### 3. Living the Beatitudes 45

The Beatitudes show us how to live like Jesus.

**Scripture Story** • The Beatitudes . . . . . 48

**Prayer Celebration** • A Prayer of Blessing . . . . . 52

**Faith in Action** • Parish Ministry • Ministry to the Poor . . . . . 54

### 4. Sacramentals: Signs of God's Love 55

Sacramentals help us to become closer to God.

**Scripture Story** • The Triumph of the Faithful . . . . . 58

**Prayer Celebration** • A Prayer Before the Crucifix . . . . . 62

**Faith in Action** • Parish Ministry • Novenas . . . . . 64

## UNIT 2 Baptism and Confirmation 65



Unit Song • "Who Calls You by Name" . . . . . 66



### 5. We Are Baptized into the Body of Christ 67

Through Baptism, we are freed from original sin.

**Scripture Story** • The Baptism of Jesus . . . . . 70

**Prayer Celebration** • A Prayer for the Body of Christ . . . . . 74

**Faith in Action** • Parish Ministry • Godparents . . . . . 76

### 6. Baptism and Confirmation 77

Baptism and Confirmation welcome us into the Church.

**Worship** • Baptism and Confirmation . . . . . 80

**Prayer Celebration** • Renewal of Baptismal Promises . . . . . 84

**Faith in Action** • Parish Ministry • RCIA Catechists . . . . . 86



**7. Grace: A Gift of Strength and Support** **87**

Through the sacraments, we receive God's grace.

**Scripture Story** • Saul's Conversion. . . . . 90**Prayer Celebration** • A Prayer for the Seven Gifts of the Holy Spirit. . . . . 94**Faith in Action** • Parish Ministry • Confirmation Sponsors. . . . . 96**8. We Profess Our Faith** **97**

The Apostles' Creed contains the central truths of the Catholic faith.

**Scripture Story** • Teach All Nations. . . . . 100**Prayer Celebration** • The Apostles' Creed. . . . . 104**Faith in Action** • Parish Ministry • Defending the Faith. . . . . 106UNIT  
**3****The Eucharist** **107** **Unit Song** • "I Am the Bread of Life" . . . . . 108**9. God's Word Feeds Us** **109**

God speaks to us through Scripture and Tradition.

**Scripture Story** • The Journey to Emmaus . . . . . 112**Prayer Celebration** • A Prayer by Saint Jerome . . . . . 116**Faith in Action** • Parish Ministry • Lectors. . . . . 118**10. The Eucharist** **119**

In the Eucharist, we receive the Body and Blood of Jesus Christ.

**Worship** • The Last Supper. . . . . 122**Prayer Celebration** • A Prayer Before the Blessed Sacrament . . . . . 126**Faith in Action** • Parish Ministry • Eucharistic Adoration Society. . . . . 128**11. The Communion of Saints** **129**

The Communion of Saints is made up of all the followers of Jesus.

**Scripture Story** • The Light of the World. . . . . 132**Prayer Celebration** • The Litany of the Saints . . . . . 136**Faith in Action** • Parish Ministry • World Missions. . . . . 138**12. We Pray the Lord's Prayer** **139**

The Lord's Prayer is the most perfect of prayers.

**Scripture Story** • The Lord's Prayer. . . . . 142**Prayer Celebration** • The Lord's Prayer . . . . . 146**Faith in Action** • Parish Ministry • Parish Retreats . . . . . 148UNIT  
**4****Reconciliation and Anointing of the Sick** **149** **Unit Song** • "The Hand of God" . . . . . 150**13. God Saves Us** **151**

God sent his only Son, Jesus Christ, to save us from sin and death.

**Scripture Story** • The Fall of Man . . . . . 154**Prayer Celebration** • A Psalm Prayer . . . . . 158**Faith in Action** • Parish Ministry • Rosary Society . . . . . 160**14. Reconciliation and Anointing of the Sick** **161**

The Sacraments of Healing are Reconciliation and Anointing of the Sick.

**Worship** • Reconciliation . . . . . 164**Prayer Celebration** • A Scripture Meditation . . . . . 168**Faith in Action** • Parish Ministry • Pastoral Care of the Sick. . . . . 170**15. Living God's Commandments** **171**

The Ten Commandments show us how to live as God's children.

**Scripture Story** • The Ten Commandments. . . . . 174**Prayer Celebration** • A Reconciliation Service . . . . . 178**Faith in Action** • Parish Ministry • Knights of Columbus . . . . . 180





<b>16. God Is Merciful</b> . . . . .	<b>181</b>
<i>We receive God's mercy in the Sacrament of Reconciliation.</i>	
<b>Scripture Story</b> • The Parable of the Pharisee and the Tax Collector . . . . .	184
<b>Prayer Celebration</b> • A Prayer of Sorrow from the Mass . . . . .	188
<b>Faith in Action</b> • Parish Ministry • Catholic Youth Organization . . . . .	190

## UNIT 5

<b>Holy Orders and Matrimony</b> . . . . .	<b>191</b>
--	------------

<b>Unit Song</b> • "The Summons" . . . . .	192
--	-----



<b>17. Jesus Establishes His Church</b> . . . . .	<b>193</b>
<i>Jesus founds his Church on Saint Peter and the Apostles.</i>	
<b>Scripture Story</b> • Jesus Chooses Peter . . . . .	196
<b>Prayer Celebration</b> • A Prayer for the Leaders of Our Church . . . . .	200
<b>Faith in Action</b> • Parish Ministry • Peter's Pence . . . . .	202



<b>18. Holy Orders and Matrimony</b> . . . . .	<b>203</b>
<i>The Sacraments at the Service of Communion are Holy Orders and Matrimony.</i>	
<b>Worship</b> • Holy Orders . . . . .	206
<b>Prayer Celebration</b> • A Vocations Prayer . . . . .	210
<b>Faith in Action</b> • Parish Ministry • Pre-Cana . . . . .	212



<b>19. Living as Christians</b> . . . . .	<b>213</b>
<i>We grow closer to God by growing in virtue.</i>	
<b>Scripture Story</b> • The Way of Love . . . . .	216
<b>Prayer Celebration</b> • The Litany of Saint Joseph . . . . .	220
<b>Faith in Action</b> • Parish Ministry • Vacation Bible School . . . . .	222



<b>20. We Pray for Guidance</b> . . . . .	<b>223</b>
<i>Through prayer, we can discover our vocation.</i>	
<b>Scripture Story</b> • The Lord Comes to Elijah in a Tiny Whisper . . . . .	226
<b>Prayer Celebration</b> • A Prayer for Guidance . . . . .	230
<b>Faith in Action</b> • Parish Ministry • Religious Vocations . . . . .	232

## FEASTS AND SEASONS

<b>Liturgical Year Calendar</b> . . . . .	<b>234</b>	<b>Feast of the Chair of Saint Peter</b> . . . . .	<b>243</b>	<b>Easter</b> . . . . .	<b>251</b>
<i>Through the feasts, seasons, Sundays, and Holy Days of Obligation, we learn about the mysteries of our faith.</i>		<i>We celebrate Saint Peter, the first Pope of the Catholic Church.</i>		<i>We celebrate that through his death and Resurrection, Jesus brings us his everlasting peace.</i>	
<b>Saint Faustina Kowalska</b> . . . . .	<b>237</b>	<b>Lent: The Forty Days of Lent</b> . . . . .	<b>245</b>	<b>Feast of the Visitation</b> . . . . .	<b>253</b>
<i>We honor Saint Faustina Kowalska, the mercy saint.</i>		<i>We spiritually prepare for the great Feast of Easter.</i>		<i>We remember the visit of the Blessed Virgin Mary to her cousin Elizabeth.</i>	
<b>Advent</b> . . . . .	<b>239</b>	<b>Lent: Indulgences and Pilgrimages</b> . . . . .	<b>247</b>	<b>Feast of the Most Holy Body and Blood of Christ</b> . . . . .	<b>255</b>
<i>The Jesse Tree reminds us of our ancestors in faith.</i>		<i>We learn about special favors from God called indulgences.</i>		<i>We celebrate that in the Eucharist, we receive the Body and Blood of Jesus Christ.</i>	
<b>Christmas</b> . . . . .	<b>241</b>	<b>Holy Week</b> . . . . .	<b>249</b>	<b>Blessed Junipero Serra</b> . . . . .	<b>257</b>
<i>We rejoice that God sent his only Son, born of the Virgin Mary, to save us.</i>		<i>We learn about the Triduum, the three holiest days of the Church year.</i>		<i>We honor Blessed Junipero Serra, the apostle to California.</i>	

## OUR CATHOLIC HERITAGE

Organized according to the 4 pillars of the Catechism

<b>I. What Catholics Believe</b> . . . . .	<b>260</b>	<b>III. How Catholics Live</b> . . . . .	<b>269</b>
<b>II. How Catholics Worship</b> . . . . .	<b>263</b>	<b>IV. How Catholics Pray</b> . . . . .	<b>276</b>
<b>GLOSSARY</b> . . . . .		<b>279</b>	
<b>INDEX</b> . . . . .		<b>285</b>	



## Baptism and Confirmation

UNIT  
2

**B**aptism and Confirmation are Sacraments of Initiation. They welcome us into the Body of Christ, the Church. After Saint Paul received the Holy Spirit and was baptized, he went on to become one of the Church's greatest saints.

*God's Spirit, which is grace, encourages us to follow his teachings and laws.  
Based on Ezekiel 36:27*



According to tradition, Saint Paul regained his sight on this street in Damascus. As the carving shows, he faced many dangers as he taught about Jesus.

UNIT  
2

## Baptism and Confirmation

### Summarizing the Unit

Read aloud the unit title and the summary paragraph below it about the sacraments of Baptism and Confirmation.

### † Discussing the Scripture

- Have a child read aloud the Scripture verse. Share with the children that these words are from Ezekiel, a book of the Old Testament.
- Explain that in this unit the children will learn about the grace that is received in the sacraments of Baptism and Confirmation.

### Discussing the Photographs

- Invite the children to look carefully at the photographs. Then have a volunteer read aloud the caption that connects the photographs to the Scripture verse.
- Share with the children that in this unit they will learn the story of the conversion of Saint Paul.

### Catch-up Catechesis

**Topics** To help the children who need Catch-up Catechesis, this unit covers the following topics.

- |  |                               |
|--|-------------------------------|
| Ch. 5 the Incarnation                            | Ch. 7 Saint Paul's conversion |
| Ch. 6 the Rite of Christian Initiation of Adults | Ch. 8 the Apostles' Creed     |

**Our Catholic Heritage** You may also wish to review the following pages in the Our Catholic Heritage section at the back of the book.

- the Marks of the Church, p. 261  
the Sacraments of Initiation, p. 263

### Faith Words

#### Chapter 5

Incarnation      Baptism  
original sin  
Body of Christ

#### Chapter 6

Confirmation  
chrism

#### Chapter 7

conversion  
Gifts of the Holy Spirit

#### Chapter 8

Apostles' Creed





## Who Calls You by Name

### Introducing the Song

- Begin by reading through the words of the song with the children. Discuss the meaning of any unfamiliar words.
- Listen to the recording found on the BLEST ARE WE music CD 2.
- Have the children sing along with the recording. When you feel they are ready, have them sing along with the instrumental track.

### Using the BLEST ARE WE Song Book

The BLEST ARE WE *Song Book* contains hymns and psalms that can be used in a parish liturgy as well as in the religious education of children. (Recordings and instrumental tracks are available.) Each chapter contains song suggestions.

### Choosing Additional Songs

Each At-a-Glance Planner has several music suggestions that directly correlate to the specific chapter themes. These or any suggested songs/hymns can be used in place of or in addition to the unit or program song.



Suggestions for movement and additional music can be found at [www.blestarewe.com](http://www.blestarewe.com).

### Special Notes

Collaborate with your parish director of music ministries to find appropriate times during parish celebrations to use the program or unit songs. This will help link the music learned in the religion program to the liturgical life of the parish community. If possible, have someone play the song on a piano or another instrument during the session. Guitar chords and keyboard accompaniment can be found in the BLEST ARE WE *Accompaniment Book*.



## Who Calls You by Name

Words and Music by David Haas

**REFRAIN**

*Chorus*



Bless - ed be God! O Bless - ed be God!

*All*



Bless - ed be God! O Bless - ed be God!

*Chorus*



Who calls you by name! Who calls you by name!

*Chorus*



Ho - ly and cho - sen one!

*All*



Ho - ly and cho - sen one!

#### VERSE

1. Come, and return to the Lord!  
Live by the Word of God,  
Who calls you by name!  
Who calls you by name!  
*Refrain*
2. Seek to be children of light!  
Live in the love of God,  
Who calls you by name!  
Who calls you by name!  
*Refrain*
3. Sing now with all your heart!  
Praise and glory be to our God,  
Who calls you by name!  
Who calls you by name!  
*Refrain*

© 2008, GIA Publications, Inc.

66 Unit Song

### When to use the unit song:

- before or after the opening prayer
- during the prayer celebration
- at the end of the session
- during special celebrations

### When to use the instrumental tracks:

- as the children enter the room
- during the opening prayer
- as background music during independent work time
- during the prayer celebration (especially during a meditation prayer service)
- during the *Feasts and Seasons* lessons



# We Are Baptized into the Body of Christ

Chapter

5

## Background for the Catechist

The Gospels tell us that John the Baptist baptized in the Jordan River. His was a baptism of repentance for the forgiveness of sins. Jesus himself came to John for baptism. Jesus was without sin. He did not need to repent of anything. He was baptized to show human beings that he had come to save them from their sins. His baptism was a way of saying, "I am one with you."

According to the Gospel of Mark, when Jesus came up out of the waters of the Jordan, "a voice came from the heavens, 'You are my beloved Son; with you I am well pleased'" (Mark 1:11). Thus began Jesus' public life in which he lived the Good News of God's love for us. He had become incarnate so as to become a living, breathing, laughing, crying, thinking, feeling symbol of God's love. He is God's love made human, love incarnate.

## The Incarnation

To say we are Christians is to say that we believe that Jesus Christ is both God and man. In Jesus, we find God's goodness, mercy, and graciousness. We find salvation. Saint Paul tells us that Christ is the head and that we are his body. This is how closely we are united to Jesus through Baptism.

## Faith Focus

We are all united in faith through Jesus Christ and the Church.

## Time for Reflection

Think about the groups you belong to—your family, the teaching staff, and so on. Write about which groups help you become more at peace with yourself and more content with life.

---

---

---

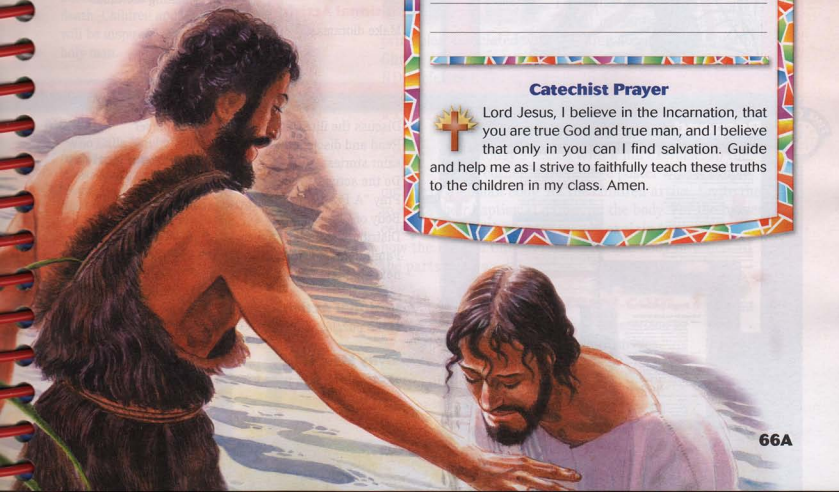
---

---

## Catechist Prayer



Lord Jesus, I believe in the Incarnation, that you are true God and true man, and I believe that only in you can I find salvation. Guide and help me as I strive to faithfully teach these truths to the children in my class. Amen.





## At-a-Glance Planner

## TIME



## GUIDE

## Share 15 minutes



- Pray the opening prayer.
- Read the text and discuss personal experiences.
- Complete the activity.

### Additional Activity

- Create a strong Catholic identity for the classroom.

### Activity Master 5a

See Catechist Guide,  
page 66D.

## Materials

- materials for prayer corner as listed on page 66C
- pens or pencils

### Additional Activity

- decorating materials for making badges

**Hear & Believe** 25 minutes


- Discuss the illustration.
- Read and discuss the story of Jesus' baptism.
- Teach the doctrine in "Our Church Teaches."
- Discuss the We Believe statement and review the Faith Words.

### Additional Activity

- Make dioramas.

### Additional Activity

- shoe boxes
- tape or glue
- drawing paper
- scissors
- colored markers and crayons
- decorating materials for making dioramas

**Respond** 20 minutes

- Discuss the illustrations.
- Read and discuss the saint stories.
- Do the activity.
- Pray "A Prayer for the Body of Christ."
- Distribute the Take Home Family Time pages for the next chapter.

### Additional Activity

- Make puzzles.

### Activity Master 5b

See Catechist Guide, page 67.

- CD player

### Additional Activity

- poster paper
- colored markers or crayons
- scissors
- brown bags



# Overview

## Chapter

# 5

## Multimedia Resources

### Books

- *The Hidden Treasure of Glaston*  
Eleanor M. Jewett  
(Bethlehem Books, 2000)  
In England in 1171, young Hugh is left in the care of the monks of Glastonbury Abbey, where he embarks on an adventure to uncover a treasure and solve a mystery.  
*A Newbery Medal Honor book.*

### Books

- *Maximilian Kolbe: Saint of Auschwitz*  
Elaine Murray Stone  
(Paulist Press, 1997)  
Father Kolbe became a political prisoner at Auschwitz in 1941. He offered his life in place of another prisoner condemned to death. Children and adults alike will be inspired by the life of this holy man.

### Music

- "Who Calls You by Name"  
(Unit 2 song, page 66)  
\*BLEST ARE WE music CD 5, track 3  
\*BLEST ARE WE Song Book #24  
\*Gather Comprehensive II Hymnal #794
- "Song of the Body of Christ"  
\*BLEST ARE WE music CD 4, track 6  
\*BLEST ARE WE Song Book #21  
\*Gather Comprehensive II Hymnal #807
- "Baptized in Water"  
Michael Saward  
\*Gather Comprehensive II Hymnal #797

## Learning Focus

This chapter will help the children

1. understand that the Incarnation is the mystery of the Son of God becoming man in Jesus Christ.
2. learn that Baptism frees us of original sin and makes us children of God and members of Christ's Body.
3. appreciate the lives of Saint Maximilian Kolbe and Saint Rose Philippine Duchesne.


## Catechism Connection



The *Catechism of the Catholic Church* (CCC) explains that the distinctive sign of the Christian faith is the belief that Jesus Christ is true God and true man.

CCC references: 416–417, 452, 479–480, 483, 804–807, 846, 985, 1277, 1279

## GDC and NDC Connections



The *General Directory for Catechesis* (GDC) encourages us to rediscover the divinity and humanity of Christ.  
GDC references: 24, 30

The *National Directory for Catechesis* (NDC) presents the catechetical

principles associated with teaching about the Incarnation of Christ.

NDC reference: Ch. 4, Section 28 A2

## For the Prayer Corner



Arrange the prayer corner as described on page T24. Begin today's lesson with a fun exercise. In the prayer corner, have a large poster with a simple outline of a human body. As the children arrive, invite them to write their baptismal names on the body. For the prayer celebration, use the poster to help explain to the children how the Body of Christ is like a human body in which all the parts must work together.

## Visit [www.blestarewe.com](http://www.blestarewe.com)



Visit our Catechists and Kids sections for

- interactive and printable activities.
- the Liturgical Calendar.
- Lesson Planning Resources.



Name \_\_\_\_\_

## Signs and Symbols

As Catholics we have many signs and symbols that remind us of our faith. What signs of faith have special meaning for you? List some here.



1. \_\_\_\_\_
2. \_\_\_\_\_
3. \_\_\_\_\_
4. \_\_\_\_\_



Choose your favorite sign or symbol. What is its special meaning for you?

---

---

---

---



**To the Teacher:** This activity will encourage children to reflect on the symbols of their faith. When they have completed the activity, encourage them to share their answers with partners. Together, decide what signs and symbols have the most meaning for your group.

BLESSED ARE WE 5

5a

CHAPTER 5



**Warm-Up Activity Master** can be used for early-arriving children.  
Or Icebreaker for Share.



Name \_\_\_\_\_

## Jesus' Baptism and Ours

Use the code to discover three truths about Baptism.

**A** 3 **B** 4 **D** 5 **E** 6 **F** 7 **G** 8 **H** 9 **I** 10 **J** 11 **L** 12 **M** 13

**N** 14 **O** 15 **P** 16 **R** 17 **S** 18 **T** 19 **U** 20 **V** 21 **W** 22 **Y** 23

1. At Jesus' baptism, a voice from heaven said

23 15 20      3 17 6      13 23

4 6 12 15 21 6 5      18 15 14.

22 10 19 9      23 15 20      10      3 13

22 6 12 12      16 12 6 3 18 6 5.

2. As the Body of Christ,

22 6      3 17 6      19 9 6

16 6 15 16 12 6      15 7      8 15 5.

3. The Holy Spirit gives us

18 19 17 6 14 8 19 9      19 15

7 15 12 12 15 22      11 6 18 20 18.

**To the Teacher:** This activity will reinforce understanding of the baptismal call.

CHAPTER 5

5b

BLEST ARE WE 5



**Wrap-Up Activity Master** can be completed during the session. Or at home.



# Take Home PAGES

Pre-chapter home activities for families



## Beginning at Home

Many of the children will have spent some time with their families working with the Take Home Family Time pages at home. You can help the children connect with what was done at home by discussing the saint featured or using A Prayer for the Week at an appropriate time.

Getting ready for Chapter 5

## Take Home

**We Are Baptized into the Body of Christ**

Through the Sacrament of Baptism, we become children of God and members of the Catholic Church. Baptism washes away original sin and fills our souls with God's grace. Through Baptism, we become part of the Body of Christ and no longer live for ourselves but for Christ and his Church.

**DEKES** The sign of a fish was a secret sign that early Christians used to identify themselves to one another. In Greek, the initials of the phrase *Iesus Xristi, Son of God, Senior*, spell out the word *DEKES* (we thooos), which means "fish." Make a fish symbol to identify yourself as a Christian.

**WEEKLY PLANNER**

**On Sunday**  
Make the Sign of the Cross with holy water to remember your Baptism.

**On the Web**  
Visit our Web site for the saint of the day and the reflection question of the week.  
[www.blestarewe.com](http://www.blestarewe.com)

**Saint of the Week**  
**Saint Maximilian Kolbe**  
(1894-1941)  
During World War II, Father Kolbe, a Polish priest, was arrested by the Nazis and sent to Auschwitz. He died there after courageously choosing to give up his life so that another prisoner would be spared.  
**Patron Saint of:** political prisoners, no-fly movement  
**Feast Day:** July 14

**A Prayer for the Week**  
Father, you have welcomed us into your family and have given us your Son, Jesus. Send your Spirit to guide our family, now and forever. Amen.

Family Time Level 5 67



## Sunday Connection

Visit Our Web Site Catechists and parents can visit [www.blestarewe.com](http://www.blestarewe.com) for

- resources related to the Sunday liturgy.
- a summary of the Sunday Scripture readings.
- the Reflection Question of the Week.
- seasonal activities.



## More About the Saint of the Week

**Saint Maximilian Kolbe** Ordained a Franciscan priest. Published religious magazines and founded a seminary in Poland. Intensely devoted to the Blessed Virgin Mary. Remembered as one of the great martyrs of the twentieth century.

Getting ready for Chapter 5

## Take Home

**Scripture Background**

**In the Time of Jesus**  
**The Jordan River** The name "Jordan," meaning "descender," aptly describes a river that, when it reaches the end of its journey to the Dead Sea, arrives at the lowest point on earth. From the slopes of Mt. Hermon in Syria, the river flows to the Sea of Galilee, then winds its way to the Dead Sea. Today, in a region where water is scarce, the Jordan is a highly valued source of water for both Jordan and Israel, and has often been the source of disputes between the two countries. For Christians, the Jordan is esteemed as the place where Jesus was baptized.  
Read about Jesus' baptism in Matthew 3:13-17.

**OUR CATHOLIC TRADITION** in Leadership

**The USCCB** The United States Conference of Catholic Bishops (USCCB) is an assembly of all the bishops of the United States and the U.S. Virgin Islands. The work of the USCCB includes coordinating Catholic activities in the United States, organizing religious, charitable, and social welfare work at home and abroad, aiding in education, and helping immigrants. The USCCB has a staff of more than 350 priests, deacons, religious, and laypeople. Its headquarters are in Washington, D.C. To learn more about the USCCB, visit [www.usccb.org](http://www.usccb.org).

68 [www.blestarewe.com](http://www.blestarewe.com)



## Praying A Prayer for the Week

The prayer of the week relates to the chapter theme of Baptism. Display a copy of the prayer on the board or on poster paper and invite the children to pray it with you.

Continued





## 5 We Are Baptized into the Body of Christ



God's Spirit baptized each of us and made us part of the Body of Christ.

Based on Corinthians 12:13

### Share

Imagine that your parish priest has asked you to create a club for Catholic kids your age to help them become stronger in their faith. Fill in the chart below with information about your club.

What is your club's name?	_____
Who is the patron saint of your club?	_____
What kinds of activities does your club do?	_____ _____ _____
Design a symbol for your club.	

When did God announce that Jesus was his Son?

Believe 69

## Share



### Praying with Scripture

Gather the children in the prayer corner and light the candle.

Explain to the children that the Scripture verse they are about to pray is from the First Letter to the Corinthians, a book of the New Testament. Explain that Saint Paul wrote this letter to the new Christians living in Corinth, a city in ancient Greece.

Have the children pray aloud the Scripture verse. Tell them that in this chapter they will learn about what it means to be baptized into Christ's Body. Conclude by singing the unit song on page 66.

### Personal Experience

- Have a child read aloud the opening paragraph.
- Invite the children to share those things that have helped them to grow in their Catholic faith.

### Doing the Activity

Have the children complete the activity. Invite several volunteers to share their responses.

### Additional Activity

#### Share Creating a Strong Catholic Identity

- Encourage the children to use the questions from the Share activity to help them create a strong Catholic identity for their religious education group.
- Have the children decide on a special name for your religious education class, a patron saint for your class, and a class symbol.
- Have the children make badges on which they print the group name and patron saint and draw the group symbol. The children can wear their badges to each session.

Call attention to the Page Turner questions throughout the chapter.



# Hear & Believe

## Discussing the Scripture

**The Illustration** Direct the children's attention to the illustration. Have a child describe what is happening in the picture.

**The Scripture** Have two volunteers read aloud the opening paragraph and the Scripture story.

**Say** "Jesus Christ is both God and man. We call this mystery the Incarnation. The word *Incarnation* means 'to take on flesh' or 'to be made flesh.' Jesus, the Son of God, took on flesh and became man."

To help reinforce the children's understanding of the Incarnation, you might make a flow chart on the board. Begin with a circle in which you write "Jesus Christ." Have two circles extending from this circle, with one saying "divine" and the other "human." Continue the flow chart by having the children give examples from Scripture of how Jesus is both divine and human. Some examples of his divinity are *God's Son, performed miracles, healed people, rose from the dead, and saved us from our sins*. Some examples of Jesus' humanity are *became a man, had a family and friends, got hungry, needed sleep, and felt happy, angry, sad*.

Then explain to the children that Jesus began his public ministry by being baptized by John the Baptist.


### Hear & Believe

#### Scripture The Baptism of Jesus

*In the story of Jesus' baptism, God calls Jesus his "beloved Son." Through this story, we learn that Jesus is true God and true man. The **Incarnation** is the mystery of the Son of God becoming man in Jesus Christ.*

The waters of the Jordan River swirled gently about as John the Baptist baptized Jesus. As Jesus emerged from the water, the heavens tore open. The Spirit, like a dove, descended upon Jesus. And a voice came from heaven, saying, "You are my beloved Son. With you I am well pleased."

*Based on Mark 1:9-11*



### Scripture Background

#### The Jordan River

The Jordan River is the largest river in Palestine. It is about 200 miles long. It is fed by melting snow from Mount Hermon, in Syria, and flows to the Sea of Galilee, 689 feet below sea level. The Jordan's average width is 90-100 feet, with a depth of only 3-10 feet.

According to Christian tradition, John baptized Jesus at the Hajlah Ford, which lies a little north of the Dead Sea and southeast of Jericho. Jesus would have knelt in the river shallows with John standing beside him.





## We Are Baptized into the Body of Christ

Jesus is both divine and human. In his divinity, he is the Son of God. In his humanity, he is a man and like us in every way except sin. Jesus was baptized to show sinners that he loved them and that he would save them from their sins. The name Jesus means "God saves." Only in Jesus can we find salvation.

Jesus gave us the sacrament of **Baptism** to free us from sin and to make us children of God. Baptism is necessary for our salvation. Through Baptism, we are welcomed into the Church and freed from **original sin** and all personal sins.

Original sin is the sin of Adam and Eve. When Adam and Eve sinned in the Garden of Eden, they disobeyed God and turned away from his love. Through Baptism, we are freed from original sin and reborn as God's children.

In Baptism, we also become members of the **Body of Christ**. The Body of Christ is the Church or the People of God. We believe that Jesus Christ is the head of the Church and that we are his Body. Jesus lives with us and in us. The Church lives from Christ, in Christ, and for Christ.

## Our Church Teaches

We believe in the Incarnation—that Jesus Christ is true God and true man. Through Baptism, we are freed from sin and become members of Christ's Body.

### We Believe

Through Baptism, we become children of God and members of the Body of Christ.

### Faith Words

#### Incarnation

The Incarnation is the mystery of the Son of God becoming man in Jesus Christ.

#### Baptism

Baptism is the Sacrament of Initiation that welcomes us into the Church and frees us from original sin and all personal sins.

#### original sin

Original sin is the sin of Adam and Eve that has been passed on to all human beings.

#### Body of Christ

The Body of Christ is the Church or the People of God.

How can we build up the Body of Christ?

71

## Understanding Scripture

Have the children read aloud "We Are Baptized into the Body of Christ."

**Ask** "Since Jesus never committed a sin, why did he go to the Jordan River to be baptized?" (*To show sinners that he loved them and would save them from their sins*)

"What three things happen when a person is baptized?" (*1. The person is freed from original sin and all personal sins. 2. The person becomes a child of God. 3. The person becomes a member of the Body of Christ, the Church.*)

"Who is the head of the Body of Christ?" (*Jesus Christ*)

Share with the children that the Sacrament of Baptism confers a special spiritual mark upon a person, signifying that that person belongs to God. Tell the children that in the next chapter they will learn more about Baptism and about the Sacrament of Confirmation, in which they will receive a second spiritual mark.

## Understanding Doctrine

Have a child read aloud "Our Church Teaches." Make sure the children understand that it is only through the Sacrament of Baptism that we become members of the Body of Christ.

## We Believe/Faith Words

Read aloud and discuss the We Believe statement. Have volunteers explain the meaning of the Faith Words in their own words.

## Additional Activity

### Scripture Making Dioramas

- Have each child make a diorama of the Baptism of Jesus.
- Provide shoe boxes, tape or glue, drawing paper, scissors, colored markers and crayons, and other decorating materials.
- Have the children take their dioramas home to show their families. Encourage the children to tell their parents what they learned about the Incarnation and the Sacrament of Baptism in today's lesson.





# Respond



## Discussing the Saint Stories

**The Illustrations** Direct the children's attention to the two illustrations. Explain that these are pictures of two saints who helped build the Body of Christ.

**The Stories** Read aloud the opening paragraph. Then have the children read the stories about Saint Maximilian Kolbe and Saint Rose Philippine Duchesne.

When the children have finished reading, invite volunteers to share their impressions of the stories.

**Say** "Saint Maximilian and Saint Rose persisted in their faith and trust in God despite living through very difficult, even frightening, times."

"Saint Maximilian suffered greatly in the concentration camp, but he continued to trust that God loved him and was helping him."

"Saint Rose did not give up her dream of being a religious sister even when the French government persecuted Catholics and she had to leave her convent. Instead she trusted that God would show her a way to fulfill her vocation."

Discuss with the children how persevering in our faith and trusting in God helps to build the Body of Christ.

## Respond

### Building Up the Body of Christ

As baptized Catholics, we are called by God to build up the Body of Christ. The saints did this by using their gifts and talents for the good of the Church. Reading stories about the saints can inspire us to think of ways that God may be calling us to serve his Church.

#### Saint Maximilian Kolbe



Raymond Kolbe was born in Poland in 1894. When he was 12 years old, the Blessed Virgin Mary appeared to him. From then on, Raymond developed a great love and devotion for Mary. When he grew up, he became a Franciscan priest and took the name Maximilian. Several years later, World War II broke out, and Father Maximilian was arrested and sent to a

Nazi concentration camp. Although he suffered great abuse, Father Maximilian gave spiritual help to the other prisoners. Together, they prayed the Rosary and sang hymns to Mary. Father Maximilian told the other prisoners that the Nazis might kill their bodies, but they could never kill their souls.

Finally, Father Maximilian made the greatest sacrifice—his life. He volunteered to take the place of another prisoner who was about to be killed. Pope John Paul II called Maximilian Kolbe the patron saint of the difficult twentieth century. During a time of war, he brought many people to a deeper faith in God when everything else was lost.

#### Saint Rose Philippine Duchesne



As a young girl in France, Rose dreamed of traveling to the United States to be a missionary to the American Indians. When she grew up, she joined the Visitation Sisters. This was during the French Revolution, a very dangerous time in France. Priests and religious brothers and sisters were persecuted, and many were killed. Rose was forced to leave her convent and return

home. However, she showed great courage by hiding priests and caring for prisoners. When the war was over, Rose joined the religious sisters of the Society of the Sacred Heart.

72



## Enriching the Chapter

### Mother Rose and the Potawatomi Indians

Share with the children that Mother Rose had a great longing to serve the American Indians. In 1841, after she had worked in the United States for twenty years, she was given permission by her superiors to go to Sugar Creek, Kansas, and found a school for the Potawatomi Indians. When Mother Rose and her sisters arrived in Sugar Creek, they were joyfully greeted by many Potawatomi Indians on horseback and with special ceremonial dances.

The Potawatomis gave Mother Rose the name "Quah-kah-ka-num-ad," which means "the woman who prays always." This name is pronounced (QUAH kah kay nuhm ad). Invite the children to repeat the name after you.





In 1818, Mother Rose's childhood wish was fulfilled. She and four other sisters traveled to the United States, where they opened schools and orphanages. Mother Rose was greatly admired by the Potawatomi Indians of Kansas. They called her "the woman who prays always." When Pope John Paul II named her a saint in 1988, he said, "This great pioneer looked to the future with the eyes of the heart—a heart that was on fire with God's love."

### Activity

You can help build up the Body of Christ at home, at school, and in your parish. Look at the examples below, then write ways that you can be a part of building up Christ's Body.

#### Justin

Home: do chores without Mom or Dad having to remind me

School: defend a student who is being teased

Parish: become an altar server

#### Rachel

Home: baby-sit my younger sister while Mom makes dinner

School: try not to talk in class when I'm not supposed to

Parish: really pay attention at Sunday Mass and join in the singing of the hymns

Home: Answers will vary.

School: \_\_\_\_\_

Parish: \_\_\_\_\_

Which saint said that the Body of Christ is like a human body?

73

### Additional Activity

#### Respond Making Puzzles

- Give each child a sheet of poster paper, colored markers or crayons, scissors, and a brown bag. Tell the children to draw a picture representing something they learned from Chapter 5. For example, children could draw the Baptism of Jesus, a scene from the life of Saint Maximilian or Saint Rose, or a picture showing how the members of the Body of Christ work together.
- Tell the children that they cannot look at each other's pictures. As the children finish their drawings, have them cut their pictures into puzzle pieces and place the pieces in their brown bags. Collect all the bags and then distribute each bag to a different child. Time the children to see who can put together their puzzle the quickest.

### Doing the Activity

Read aloud the activity directions. When the children have completed the activity, invite volunteers to share their responses.

As an alternative, you might make three columns on the board, titled *Home*, *School*, and *Parish*. Then invite the children to work as a group to brainstorm ways they can build the Body of Christ in each of these places. You might have one or two volunteers write the children's suggestions on the board.

### Catholic Social Teaching

#### Religious Freedom

Tell the children that the Church teaches that religious freedom is a basic human right. Every person should have the right to practice his or her faith in peace and freedom. Share with the children that even today people's religious rights are violated in some countries, such as Cuba, Sudan, China, and North Korea.



# Respond

## Preparing for Prayer

Select a leader and a reader for the prayer celebration. Tell the children that they should all pray aloud the "All" part. Tell the children that today they will be praying for the Body of Christ, the Church. Before beginning the prayer, invite volunteers to share something new that they learned in today's lesson.

## A Prayer for the Body of Christ

- Light the candle. Have the children remain seated and invite the leader and reader to come to the front of the class to read their prayer parts.
- After the reader reads aloud the Scripture passage, take a few moments and invite the children to share different ways that fifth graders can help to build Christ's Body.
- Finish the prayer celebration and then sing the hymn you have chosen for today's celebration.



## Prayer Celebration

### A Prayer for the Body of Christ

**Leader:** Saint Paul wrote a letter to the early Christians who lived in the city of Corinth. He told them that all the members of the Church must work together. To help the Corinthians understand this idea, Saint Paul used a comparison. He said that the Church, or Body of Christ, is like a human body. All the parts need each other and must work together.

**Reader:** A reading from the Letter of Saint Paul to the Corinthians.

A body is one, but it has many parts. It needs all its parts: feet, eyes, ears, everything to work. For example, the body has eyes. Is the ear a part of the body even if it is not an eye? Yes! The body needs hearing as well as sight. It is the same with Christ and his Church. Each of us makes up the Body of Christ. No matter who we are, we are all baptized into one Body, the Church.

*Based on 1 Corinthians 12-26*

**Leader:** Let us now pray for the Body of Christ, the Church.

**All:** Jesus, help us to carry out your mission in the world. Help us to use our gifts and talents for the good of your Church. We ask this in your name. Amen.



## Looking Ahead to Chapter 6

### Take Home

Tear out the **Take Home Family Time** pages for the next chapter. Remind the children to work on these at home with their parents or guardians.

### Cultural Connections

[www.blestarewe.com/familytime](http://www.blestarewe.com/familytime)



Visit our Web site for the Take Home Family Time pages in Polish, Portuguese, Spanish, and Vietnamese.





## 5

## Chapter Review

**A Complete the sentences with words from the box.**

- The Incarnation is the mystery of the Son of God becoming man in Jesus Christ.
- Baptism is the Sacrament of Initiation that welcomes us into the Church and frees us from original sin.
- The Body of Christ is also called the Church or the People of God.
- The sin of Adam and Eve that has been passed onto all human beings is called original sin.
- The name Jesus means "God saves."
- Reading about the saints can inspire us to think of ways we can serve God and his Church.
- When Jesus was baptized, the Holy Spirit descended upon him like a dove.
- We can find salvation only through Jesus Christ.
- Jesus is both divine and human.
- At Baptism, we become members of the Body of Christ.

original sin	Body of Christ
Baptism	divine
Incarnation	Reconciliation
saints	Savior
Jesus	Holy Spirit
Church	salvation

**B Match Column A with Column B by writing the correct number on the line provided.**

- |   |   |
|---|---|
| <b>A</b><br>1. Maximilian Kolbe<br>2. Jesus<br>3. Rose Duchesne<br>4. Paul<br>5. John | <b>B</b><br>3. opened schools and orphanages<br>5. baptized Jesus<br>4. said the Church is like a human body<br>2. is true God and true man<br>1. gave up his life to save another prisoner |
|---|---|

www.blestarewe.com

75

## Chapter Review

## Reviewing the Chapter

This page serves as a review of the Learning Focus on page 66C.

## Completing the Exercises

- Allow the children to look back at the pages in the chapter to find answers they cannot recall on their own.
- Discuss the definitions with children and reteach any concepts that were misunderstood or forgotten. Have the children correct any mistakes that were made.

## Answer Locator

## A

1	p. 70	6	p. 72
2	p. 71	7	p. 70
3	p. 71	8	p. 71
4	p. 71	9	p. 70
5	p. 71	10	p. 71

## B

1	p. 72	4	p. 74
2	p. 70	5	p. 70
3	p. 73		



## Wrap-Up

Time permitting, Chapter Review and/or Faith in Action can be completed during the session. Or at home.

## Self-Evaluation

## This session was

- ☐ one of the best  
☐ pretty good  
☐ in need of improvement

What worked out best was

---

For next time I would change

---

I will be sure to prepare for

---



# Faith in Action

## Parish Ministry

### Godparents

Share with the children that every person who is baptized, whether he or she is a child or an adult, must have a sponsor. In the Sacrament of Baptism, we call the sponsor a godparent. Most people have two godparents, one of each gender.

Explain to the children that godparents must be practicing Catholics who have been baptized and confirmed, are at least 16 years old, and are not the parents of the person being baptized. A baptized non-Catholic may be admitted in company with the Catholic sponsor. This person is referred to as a witness to the Baptism.

The role of a godparent is to help nurture the faith and moral life of his or her godchild by providing a strong Christian witness. In this way, godparents live out the Catholic social teaching **Call to Family, Community, and Participation**.

## Doing the Activities

### 1. Doing the Activities

- Distribute colored pencils or crayons and have the children complete their posters.
- Provide time for the children to walk around and view each other's artwork.

### 2. Parish Connection

- Have the children complete the activity.
- Invite every child in your group to share aloud at least one response.

# Faith in Action

**Godparents** Godparents try to be good examples of faithful Christian living by sharing their love for Jesus and for the Church in all that they say and do. They take the time to pray for and encourage their godchildren as they grow in faith, so that they will come to know and love God, who is faithful to all who call on his name.

## In Everyday Life

**Activity** Think about how special and awesome the Sacrament of Baptism is. When you were baptized, you became a child of God. You also became a member of the Catholic Church, which has over one billion members all around the world. Because of your Baptism, you belong to the Catholic family, and you have brothers and sisters in faith on every continent and in every country. Design the poster to show that you are a child of God and a member of the Catholic family.

## In Your Parish

**Activity** Someday, when you grow up, a relative may ask you to be the godparent of his or her child. Describe three things that you would do to help your new godchild understand how much God loves him or her.

1. \_\_\_\_\_
2. \_\_\_\_\_
3. \_\_\_\_\_



## Catholic Social Teaching

### Call to Family, Community, Participation

- The Church teaches that human beings are social by nature and find fulfillment in relationship to God and other persons. For this reason, the family, or domestic Church, is most important because it is where children receive the first proclamation of the faith.
- Invite the children to share ways that their godparents have modeled for them how to live as faithful followers of Jesus Christ.

