

# Contents

Scope and Sequence, Grade 2	T8
Welcome to <i>We Believe with Project Disciple</i>	T10
Frequently Asked Questions	T12
Profile of a Second Grade Disciple	T13
Program Overview	T14
This Year Go Green!	T22
Introductory Chapter	10

## UNIT 1 Jesus Christ Is With Us Always 17

### 1 Jesus Is the Son of God

Plan and Prepare	19A
Family Reproducible Master	19E
Scripture Reproducible Master	19F
Chapter Reproducible Master	19G
<b>Lesson Plan</b>	19
• God the Father sent his Son, Jesus, to be with us. • Jesus is human like us. • Jesus did things only God can do.	
• Jesus, the Son of God, taught us about God the Father and God the Holy Spirit.	

Matthew 8:14–15; Luke 8:22–25

*As Catholics* ..... Parables

**PROJECT DISCIPLE** featuring The Sign of the Cross

**Take Home** Respecting all people

**Chapter Test**

### 2 Jesus Christ Gives Us the Church

Plan and Prepare	31A
Family Reproducible Master	31E
Scripture Reproducible Master	31F
Chapter Reproducible Master	31G
<b>Lesson Plan</b>	31
• Jesus gathered many followers to be his disciples. • Jesus died and rose to new life. • Jesus promised to send the Holy Spirit. • The Holy Spirit helps the Church to grow.	

Matthew 4:18–22; 28:1–5;

Acts of the Apostles 2:1–4, 38–41

*As Catholics* ..... Celebrating the Resurrection

**PROJECT DISCIPLE** featuring Disciple Pledge

**Take Home** Talking about Apostles and disciples

**Chapter Test**

### 3 We Celebrate God's Love

Plan and Prepare	43A
Family Reproducible Master	43E
Scripture Reproducible Master	43F
Chapter Reproducible Master	43G
<b>Lesson Plan</b>	43
• We Belong to the Catholic Church. • Catholics celebrate God's love by praying and worshiping. • Our Church celebrates with seven special signs called sacraments.	
• Jesus is present with us in the sacraments.	

Psalm 100:1–5; Mark 11:1, 8–10

*As Catholics* ..... Our Parish

**PROJECT DISCIPLE** featuring The Seven Sacraments

**Take Home** Sharing ways to worship God

**Chapter Test**

### 4 We Celebrate Baptism

Plan and Prepare	55A
Family Reproducible Master	55E
Scripture Reproducible Master	55F
Chapter Reproducible Master	55G
<b>Lesson Plan</b>	55
• At Baptism we become children of God and members of the Church. • At Baptism we receive grace, a share in God's life. • We celebrate the Sacrament of Baptism with special words and actions. • We can show that we are children of God by what we say and do.	

Rite of Baptism

*As Catholics* ..... Godparents

**PROJECT DISCIPLE** featuring Welcoming Church Members

**Take Home** Talking about family Baptisms

**Chapter Test**

### 5 We Celebrate Confirmation

Plan and Prepare	67A
Family Reproducible Master	67E
Scripture Reproducible Master	67F
Chapter Reproducible Master	67G
<b>Lesson Plan</b>	67
• We celebrate the Gift of the Holy Spirit in the Sacrament of Confirmation. • Confirmation seals us with the Gift of the Holy Spirit and strengthens us. • We celebrate the Sacrament of Confirmation with special words and actions. • The Holy Spirit helps baptized Catholics and confirmed Catholics.	

Rite of Confirmation

*As Catholics* ..... Sacred Chrism

**PROJECT DISCIPLE** featuring The Holy Spirit as Helper

**Take Home** Working to spread the Gospel

**Chapter Test**

## SEASONAL CHAPTERS

### 6 The Church Year

Plan and Prepare	79A
<b>Lesson Plan</b>	79
• The Church year helps us to follow Jesus.	
Mark 2:14	
Chapter Reproducible Master	84A
Family Reproducible Master	84B

### 7 Ordinary Time

Plan and Prepare	85A
<b>Lesson Plan</b>	85
• In Ordinary Time we celebrate Jesus Christ and learn to follow him.	
Psalm 145:2; Matthew 6:9; 19:14	
Chapter Reproducible Master	90A
Family Reproducible Master	90B

## UNIT 2 Jesus Calls Us to Penance and Reconciliation 93

### 8 We Learn About God's Love

Plan and Prepare	95A
Family Reproducible Master	95E
Scripture Reproducible Master	95F
Chapter Reproducible Master	95G
<b>Lesson Plan</b>	<b>95</b>
• The Bible is the book of God's Word. • The Old Testament is the first part of the Bible. • The New Testament is the second part of the Bible. • Jesus wants us to listen to his teachings.	

Isaiah 48:17; 2 Samuel 7:22; Luke 4:42–43;  
Matthew 7:24–27

*As Catholics* ..... Scripture

**PROJECT DISCIPLE** featuring Favorite Bible Stories

**Take Home** Discovering news about the Church

**Chapter Test**

### 9 God Gives Us Laws

Plan and Prepare	107A
Family Reproducible Master	107E
Scripture Reproducible Master	107F
Chapter Reproducible Master	107G
<b>Lesson Plan</b>	<b>107</b>
• Jesus taught us the Great Commandment. • The Ten Commandments help us to live as God's children. • God wants us to show him our love and respect. • God wants us to show that we love others as we love ourselves.	

Psalm 119:64; Matthew 22:35–39

*As Catholics* ..... Aspirations

**PROJECT DISCIPLE** featuring Living the Commandments

**Take Home** Listing important family rules

**Chapter Test**

### 10 We Follow God's Laws

Plan and Prepare	119A
Family Reproducible Master	119E
Scripture Reproducible Master	119F
Chapter Reproducible Master	119G
<b>Lesson Plan</b>	<b>119</b>
• Jesus wants us to follow the commandments. • God gives each person free will. • Friendship with God is hurt by sin. • Jesus taught us about God's forgiveness.	

John 15:9–10; Luke 15:11–24

*As Catholics* ..... Saint Philip Neri

**PROJECT DISCIPLE** featuring Making Loving Choices

**Take Home** Discussing the qualities of a good friend

**Chapter Test**

## 11 We Prepare for the Sacrament of Forgiveness

Plan and Prepare	131A
Family Reproducible Master	131E
Scripture Reproducible Master	131F
Chapter Reproducible Master	131G

**Lesson Plan** ..... 131

- Jesus invites us to celebrate God's forgiveness. • Jesus shares God's forgiveness and peace in the Sacrament of Penance and Reconciliation. • We examine our conscience.
- We tell God we are sorry for our sins.

Luke 15:4–6

*As Catholics* ..... Examination of Conscience

**PROJECT DISCIPLE** featuring The Sacrament of Penance

**Take Home** Performing a scriptural puppet play

**Chapter Test**

## 12 We Celebrate the Sacrament of Forgiveness

Plan and Prepare	143A
Family Reproducible Master	143E
Scripture Reproducible Master	143F
Chapter Reproducible Master	143G

**Lesson Plan** ..... 143

- We ask for God's forgiveness in the Sacrament of Penance. • We celebrate God's forgiveness in the Sacrament of Penance. • We celebrate the Sacrament of Penance with our parish community. • Jesus wants us to forgive others.

Matthew 18:21–23; Rite of Penance

*As Catholics* ..... Seal of Confession

**PROJECT DISCIPLE** featuring Saint Francis of Assisi

**Take Home** Discussing the Sacrament of Penance

**Chapter Test**

## SEASONAL CHAPTERS

### 13 Advent

Plan and Prepare	155A
------------------	------

**Lesson Plan** ..... 155

- Advent is a season of waiting and preparing.

Isaiah 9:1

Chapter Reproducible Master ..... 160A

Family Reproducible Master ..... 160B

### 14 Christmas

Plan and Prepare	161A
------------------	------

**Lesson Plan** ..... 161

- Christmas is a season to give glory to God.

Luke 2:1–20

Chapter Reproducible Master ..... 166A

Family Reproducible Master ..... 166B

## UNIT 3 Jesus Gives Himself in the Eucharist ..... 169

### 15 Jesus Gives Us the Eucharist

Plan and Prepare .....	171A
Family Reproducible Master .....	171E
Scripture Reproducible Master .....	171F
Chapter Reproducible Master .....	171G
<b>Lesson Plan</b> .....	171
• Jesus brings us life. • Jesus celebrated a special meal with his disciples. • In the Eucharist we remember and celebrate what Jesus did at the Last Supper. • The Mass is a meal and a sacrifice.	

John 6:2–14, 51; Mark 14:22–24; Luke 22:19

*As Catholics* ..... The Altar

**PROJECT DISCIPLE** featuring Sharing with the Hungry

**Take Home** Preparing and sharing a family meal

**Chapter Test**

### 16 We Gather for the Celebration of the Eucharist

Plan and Prepare .....	183A
Family Reproducible Master .....	183E
Scripture Reproducible Master .....	183F
Chapter Reproducible Master .....	183G
<b>Lesson Plan</b> .....	183
• We are united to Jesus Christ and to one another. • The Church celebrates the Mass. • The parish gathers for the celebration of Mass. • When Mass begins, we praise God and ask for his forgiveness.	

Matthew 18:20; John 15:5; The Roman Missal

*As Catholics* ..... Mass Obligation

**PROJECT DISCIPLE** featuring Welcome to the Celebration

**Take Home** Participating at Mass

**Chapter Test**

### 17 We Celebrate the Liturgy of the Word

Plan and Prepare .....	195A
Family Reproducible Master .....	195E
Scripture Reproducible Master .....	195F
Chapter Reproducible Master .....	195G
<b>Lesson Plan</b> .....	195
• We listen to God's Word during the Liturgy of the Word. • We listen and respond to readings from the Old Testament and the New Testament. • We listen as the Gospel is proclaimed. • Together we pray the Creed and the Prayer of the Faithful.	

Luke 8:1; The Roman Missal

*As Catholics* ..... The Letters of Saint Paul

**PROJECT DISCIPLE** featuring Praying for World Leaders

**Take Home** Praying for the needs of others

**Chapter Test**

### 18 We Celebrate the Liturgy of the Eucharist

Plan and Prepare .....	207A
Family Reproducible Master .....	207E
Scripture Reproducible Master .....	207F
Chapter Reproducible Master .....	207G

**Lesson Plan** ..... 207

- We bring forward the gifts of bread and wine. • The Eucharistic Prayer is the great prayer of thanks and praise. • We pray the Our Father and ask God for forgiveness and peace. • We receive Jesus Christ in Holy Communion.

John 14:27; The Roman Missal

*As Catholics* ..... Communion Vessels

**PROJECT DISCIPLE** featuring First Holy Communion

**Take Home** Presenting the gifts at Mass

**Chapter Test**

### 19 We Go in Peace to Share God's Love

Plan and Prepare .....	219A
Family Reproducible Master .....	219E
Scripture Reproducible Master .....	219F
Chapter Reproducible Master .....	219G

**Lesson Plan** ..... 219

- We are sent to share God's love with others. • Jesus is present in the Blessed Sacrament. • Jesus is with the Church as we share God's love. • Jesus is with us as we share his peace with others.

John 13:34–35; The Roman Missal

*As Catholics* ..... Visits to the Blessed Sacrament

**PROJECT DISCIPLE** featuring Early Christian Disciples

**Take Home** Promoting peace in the family

**Chapter Test**

## SEASONAL CHAPTERS

### 20 Lent

Plan and Prepare .....	231A
<b>Lesson Plan</b> .....	231
• Lent is a season of preparing.	
Luke 15:8–10	
Chapter Reproducible Master .....	236A
Family Reproducible Master .....	236B

### 21 The Three Days

Plan and Prepare .....	237A
<b>Lesson Plan</b> .....	237
• The Three Days celebrate the Death and Resurrection of Jesus.	
Galatians 3:26–28	
Chapter Reproducible Master .....	242A
Family Reproducible Master .....	242B



## UNIT 4 We Live Our Catholic Faith ..... 245

### 22 God Calls Us to Love and Serve

Plan and Prepare .....	247A
Family Reproducible Master .....	247E
Scripture Reproducible Master .....	247F
Chapter Reproducible Master .....	247G

#### Lesson Plan ..... 247

- We are called by God. • Married people and single people are called by God. • Priests are called by God.
- Religious sisters and brothers are called by God.

Isaiah 43:1

*As Catholics* ..... Deacons

**PROJECT DISCIPLE** featuring Saint Elizabeth Ann Seton

**Take Home** Discussing your child's vocation

#### Chapter Test

### 23 The Church Lives Today

Plan and Prepare .....	259A
Family Reproducible Master .....	259E
Scripture Reproducible Master .....	259F
Chapter Reproducible Master .....	259G

#### Lesson Plan ..... 259

- Catholics belong to parish communities. • Bishops lead and serve the Church. • The pope is the leader of the Church. • The Church is in every part of the world.

Philippians 4:4-5

*As Catholics* ..... Vatican Radio

**PROJECT DISCIPLE** featuring Missionaries

**Take Home** Sharing family faith traditions

#### Chapter Test

### 24 We Pray

Plan and Prepare .....	271A
Family Reproducible Master .....	271E
Scripture Reproducible Master .....	271F
Chapter Reproducible Master .....	271G

#### Lesson Plan ..... 271

- Prayer keeps us close to God. • Jesus prayed to God his Father. • Jesus teaches us to pray. • We pray as Jesus did.

Luke 11:1

*As Catholics* ..... Morning and Evening Prayer

**PROJECT DISCIPLE** featuring The Our Father

**Take Home** Praying an evening prayer

#### Chapter Test

### 25 We Honor Mary and the Saints

Plan and Prepare .....	283A
Family Reproducible Master .....	283E
Scripture Reproducible Master .....	283F
Chapter Reproducible Master .....	283G

#### Lesson Plan ..... 283

- The Church honors the saints. • The Church honors Mary. • We honor Mary with special prayers. • We honor Mary on special days.

Luke 1:28-30, 38-42

*As Catholics* ..... The Rosary

**PROJECT DISCIPLE** featuring Saint Frances of Rome

**Take Home** Finding works of art depicting Mary

#### Chapter Test

### 26 We Show Love and Respect

Plan and Prepare .....	295A
Family Reproducible Master .....	295E
Scripture Reproducible Master .....	295F
Chapter Reproducible Master .....	295G

#### Lesson Plan ..... 295

- We live in God's love. • Jesus taught us to love others.
- We love and respect others. • We respect God's creation.

1 Corinthians 13:4, 8, 13; John 13:34-35

*As Catholics* ..... Stewardship

**PROJECT DISCIPLE** featuring Respect for Creation

**Take Home** Being a disciple of Jesus Christ

#### Chapter Test

## SEASONAL CHAPTER

### 27 Easter

Plan and Prepare .....	307A
Lesson Plan .....	307
• Easter is a season to celebrate the Resurrection of Jesus.	
Luke 24:1-9	
Chapter Reproducible Master .....	312A
Family Reproducible Master .....	312B

### Unit 4 Test ..... 313


### PROJECT DISCIPLE RESOURCES ..... 315A

Family Survey .....	315B
Grade 2 Log .....	315
End-of-Year Prayer Service .....	317
My Parish Church .....	318
Grade 3 Sneak Peek .....	320
Reproducible Prayer Posters .....	320A
My Mass Book .....	321
My Prayer Book .....	325
Sacraments/Ten Commandments .....	329
Glossary/Index .....	330

# Jesus Calls Us to Penance and Reconciliation

## UNIT 2

Chapter 8	We Learn About God's Love	95
Chapter 9	God Gives Us Laws	107
Chapter 10	We Follow God's Laws	119
Chapter 11	We Prepare for the Sacrament of Forgiveness	131
Chapter 12	We Celebrate the Sacrament of Forgiveness	143



### Seasonal Chapters

- Chapter 13 Advent  
Chapter 14 Christmas

93

## CLASS CONNECTION

Read aloud the unit title and the chapter titles. Ask the children: *What do you think you will be learning about in this unit?* Invite a few volunteers to respond. Then explain to the children that they will be learning about the parts of the Bible, God's forgiveness, and the Sacrament of Penance and Reconciliation.

## HOME CONNECTION

### Project Disciple Dear Family

Sadlier *We Believe* calls on families to become involved in:

- learning the faith
- prayer and worship
- living their faith.

Highlighting of these unit family pages and the opportunities they offer will strengthen the partnership of the Church and the home.

For additional information and activities, encourage families to visit Sadlier's

[www.WEBELIEVEweb.com](http://www.WEBELIEVEweb.com)



### PROJECT DISCIPLE

## DEAR FAMILY

### In Unit 2 your child will grow as a disciple of Jesus by:

- understanding the importance of listening to the Word of God as found in the Old Testament and the New Testament
- learning how to live the Ten Commandments and the Great Commandment
- making choices that show love for God and others and avoiding sin
- recognizing that God always loves us and shows us mercy and asks us to forgive others
- preparing to celebrate God's forgiveness in the Sacrament of Penance and Reconciliation.

### What's the Word?

In Chapter 11, the children hear the story of the shepherd and the lost sheep (Luke 15:4-6). Jesus told this story to show us that God will always love and forgive us. Read the story on pages 112-113 with your family. This month, make it a point to ask God for his forgiveness. And pray:

Jesus, may we never wander far from you.



Review the list of the Ten Commandments on page 111. Then pray with your child:

God, thank you for the Ten Commandments. They help me to show love for you, for myself, and my wonderful family.

### Reality Check

"The relationships within the family bring an affinity of feelings, affections and interests, arising above all from the members' respect for one another." (Catechism of the Catholic Church, 2296)

### Celebrate!

Jesus has given us a way to receive God's forgiveness. The Church celebrates this forgiveness in the Sacrament of Penance and Reconciliation. Take a moment to consider if you are receiving God's forgiveness through the sacrament on a regular basis.

### Show That You Care

Point out that we can always show our love for God by forgiving one another.

### Take Home

Each chapter in your child's *We Believe* Grade 2 text offers a "Take Home" activity that invites your family to support your child's journey to more fully become a disciple of Christ.

Be ready for this unit's Take Home:

- Chapter 8: Discovering news about the Church
- Chapter 9: Listing important family rules
- Chapter 10: Discussing the qualities of a good friend
- Chapter 11: Performing a scriptural puppet play
- Chapter 12: Discussing the Sacrament of Penance

## Overview

In Chapter 5 the children learned about the Sacrament of Confirmation. In this chapter the children will learn about the Bible.

### Doctrinal Content

For Adult Reading and Reflection  
*Catechism of the Catholic Church*

The children will learn:

- |   | Paragraph |
|---|-----------|
| • The Bible is the book of God's Word.....                | 104       |
| • The Old Testament is the first part of the Bible. ....  | 121       |
| • The New Testament is the second part of the Bible. .... | 124       |
| • Jesus wants us to listen to his teachings. ....         | 127       |

### Key Words

**Bible** (p. 97)  
**Old Testament** (p. 99)  
**New Testament** (p. 101)  
**Gospels** (p. 101)

## Catechist Background

**A**s a Catholic, where do you learn the values you live by?

If you are fortunate enough to have photos of your grandparents or even great-grandparents, you have probably looked closely at them to see whether there is a family resemblance. Our ancestors would probably want to take a good look at us, too. They would probably like to know whether the values they held dear are now embraced by our generation.

When we read the Bible we are reading the book of God's Word. We find out about our ancestors in faith and about ways that we can live out our faith. We learn that we are a chosen people, cherished by a loving and forgiving God. In the first part of the Bible, the Old Testament, we learn of God's faithfulness to his People Israel. Through reading history, poetry, prayers, and stories we hear God's promise to send a Savior.

Go to [www.webelieveweb.com](http://www.webelieveweb.com), Catechist/Teacher, We Believe Correlations for this chapter's correlation to:

- Six Tasks of Catechesis
- Catholic Social Teaching.

In the second part of the Bible, the New Testament, we learn how the life, Death, Resurrection, and Ascension of Jesus Christ fulfilled God's promise. By word and deed Jesus shows us the way to love God as our Father and the ways to love our neighbors as ourselves. Jesus asks the Father to send the Holy Spirit to help us and guide us.

In the Gospels Jesus shows us the way to live. He teaches us to be merciful, compassionate, peaceful, just, prayerful, and selfless in loving others. He invites us to listen carefully and then live our lives accordingly.

**D**oes the way you live your life reflect Jesus' example?



# Lesson Planning Guide

## Lesson Focus

## Presentation

## Materials

### Day 1

#### page 95

#### We Gather in Prayer

#### pages 96–97

*The Bible is the book of God's Word.*

- Listen to Scripture.
- Respond in prayer.

- Discuss the **We Gather** questions.
- Present the **We Believe** text about the Bible.
- Discuss the **We Respond** question.



- Design a Bible cover.
- Present *As Catholics*.

- For the prayer space: Bible and chart paper for scroll
- box wrapped in gold or silver paper
- Grade 2 CD (option)
- crayons or colored pencils

### Day 2

#### pages 98–99

*The Old Testament is the first part of the Bible.*



- Do the **We Gather** activity.
- Present the **We Believe** text about the Old Testament.



- Do the **We Respond** activity.
- Praise and thank God.

- copies of Reproducible Master 8, guide page 95E

### Day 3

#### pages 100–101

*The New Testament is the second part of the Bible.*



*Luke 4:42–43*



- Do the **We Gather** activity.
- Read the Scripture story.
- Present the **We Believe** text about the New Testament.



- Do the **We Believe** activity.
- Discuss the **We Respond** questions.

- chart paper for graphic organizer
- pencils or markers
- copies of reproducible master *What's the Word?*, guide page 95F

### Day 4

#### pages 102–103

*Jesus wants us to listen to his teachings.*



*Matthew 7:24–27*



- Discuss the **We Gather** question.
- Read and discuss the Scripture story and **We Believe** text.
- Do the activity.
- Reflect on the **We Respond** question.
- Pray quietly to the Holy Spirit.

- rock and large plastic container
- pitcher of water

### Day 5

#### pages 104–105

#### **Project Disciple**

#### page 106

#### **Chapter 8 Test**

- Complete the **Project Disciple** activities.
- Explain the *Take Home* activity.
- Discuss/send home **Sharing Faith with My Family**, guide page 95E.
- Complete **Chapter 8 Test**.
- Work on *Alternative Assessment* activity.

- pencils
- copies of **Sharing Faith with My Family** reproducible master, guide page 95E



# Enrichment Ideas

## Chapter Story

Most of Miss Miller's second grade class was outside for recess, but Marcos, Joanna, and Chris stayed inside. They helped Miss Miller decorate the bulletin board with the classes' drawings about their favorite books.

Marcos pointed to his drawing and said, "I drew a picture of Willy the dog. My favorite book is about Willy and the family who find him when they are on vacation."

Joanna asked Miss Miller, "What kind of books do you like to read?"

Miss Miller said, "Oh, I like to read many different kinds of books!"

Chris said, "Tell us about your favorite book."

Miss Miller told the children, "Well, I have a book that is very special to me. It is my favorite for two particular reasons. The first reason is that my grandmother gave me the book on my seventh birthday. It was an extra special book because she had used it in school. My grandmother said that when she was in school this book was called a reader."

"What is the book about, Miss Miller?" Marcos asked.

"Well, it's about many different things. The second reason the book is my favorite is because it has stories about famous people, animals, and children. It also has poems and songs."

Joanna asked Miss Miller, "Would you bring the reader into school for us to see?"

Miss Miller answered, "Sure, Joanna! And I will even share some of the stories and poems with you."

► *Why did Miss Miller think her reader was a special book?*

## FAITH and MEDIA

► Invite the children to describe some video versions of Bible stories that they have seen. Ask them to tell why they like or dislike watching the videos. Explore with the children how watching particular videos of Bible stories can help them to grow in their faith. If possible, show the class an age appropriate video version of a Bible story and carry on a similar discussion.

## CHAPTER

## PROJECT: A PAGEANT OF BIBLICAL PERSONS

Help the children recall their favorite stories about Jesus. Then ask them to recall their favorite stories that Jesus told when he taught his followers. You could also have the children look through their *We Believe* Grade 2 texts for ideas or reminders. If possible, provide a few Grade 1 *We Believe* texts for suggestions.

Then have each child choose one person from the stories. Help them to make a simple costume and

select an appropriate prop to represent the biblical person. An example would be a child dressed as Zacchaeus in a colorful tunic holding a picture of a tree (because Zacchaeus was short and climbed a tree to see Jesus).

At the end of the week have the children wear their costumes and carry their props in a parade. Provide time for each child to explain who he or she is dressed as and to tell a story about the person.



# PROJECT DISCIPLE



## Additional Activities

### Make it Happen

Teach the children the following song to sing to the tune of "Frère Jacques."

*Share the Good News, Share the Good News  
of Jesus Christ! Of Jesus Christ!  
His Good News helps us to love.  
His Good News helps us to live,  
Live God's Word! Live God's Word!*

Ask the children to make up their own verses and to share the song with family and friends.

### What's the Word?

(Use on Day 3.)

**Materials needed:** copies of reproducible master, guide page 95F, pencils

Distribute copies of the Scripture reproducible master. Read aloud the script. Then invite the children to write what the townspeople might have said.

Then choose two volunteers to be readers. For the townspeople's part, have volunteers take turns reading what they have written. You may want the children to illustrate the story in the space below the script.

### Question Corner

List the following Bible story topics on the board or on chart paper. Ask volunteers to name which part of the Bible each story is in. Then have the children work in pairs to rate the stories from 1 to 6, 1 being their most favorite and 6 being their least favorite:

- God creates the world.
- the story of Noah and the ark
- the story of the birth of Jesus
- Jesus' story of the Good Samaritan
- Jesus blesses the children.

Then have the pairs share their ratings with the entire group.

### More to Explore

Each day this week share and/or invite the children to share a few good-news stories about families, friends, team mates, neighbors, school faculty or students, and parish members. Keep a record of the good-news stories. Then at the end of the week have the children act as reporters for a good-news TV program featuring a few of the stories.

## Meeting Individual Needs An Atmosphere of Acceptance

In the New Testament Jesus provides us with the perfect example of accepting people as they are. Make your classroom a place of acceptance. Consider taking a few extra minutes every day to praise the good work, behavior, or accomplishments of one or more of the children. Make sure that during the week each child has been singled out with words of praise.

## We Believe Resources

- Grade 2 *Review & Resource Book*, pages 19–21
- Grade 2 *Family Book*, pages 24–26
- Grade 2 *Assessment Book*, pages 15–16
- Grade 2 *CD-ROM Test Generator and Resource*: Use Chapter 8 Test or customize your own.
- [www.webbelieveweb.com](http://www.webbelieveweb.com)

# SHARING FAITH

## with My Family




### Sharing What I Learned

Look at the pictures below. Use each picture to tell your family what you learned in this chapter.



### For All to See



*Your word is a lamp for my feet,  
a light for my path.*

Psalm 119:105

### Family Prayer

Together look through the family Bible. After you have located each section, pray together the words on the *For All to See* card.

- Find the beginning of the Old Testament.
- Find the last book of the Old Testament.
- Find the beginning of the New Testament.
- Find the beginning of each of the four Gospels.

**Bible Charades** Have each family member act out his or her favorite Bible story. After someone guesses the story, let someone else take a turn.

Visit Sadlier's

[www.WEBELIEVEweb.com](http://www.WEBELIEVEweb.com)



**Connect to the Catechism**

For adult background and reflection, see paragraphs 104, 121, 124, and 127.

# PROJECT DISCIPLE



Name \_\_\_\_\_

## What's *the* Word?

**Reader 1:** One day, early in the morning, Jesus went outside a town. He had been there teaching and healing people. Jesus went to pray by himself.

**Reader 2:** The people of the town went looking for Jesus. They knew he was planning on leaving that day. When the people found Jesus, they tried to talk him into staying with them.

**Townspeople:** "Jesus, \_\_\_\_\_  
\_\_\_\_\_

(Write your own words.)

**Reader 1:** Jesus told the people, "To the other towns also I must proclaim the good news of the kingdom of God because for this purpose I have been sent." (Luke 4:43)

**Reader 2:** Then Jesus left the people to travel to other towns. He wanted to share God's Word with many others.



Name \_\_\_\_\_

Here are stories about leaders we can read about in the Old Testament.

## The Story of Joseph

### Read Along

Joseph grew up in a large family. He had eleven brothers, but Joseph was his father's favorite. His father gave him a coat of many colors.

Joseph's brothers were jealous of Joseph. They were so jealous that they sold him to some passing merchants. These men took Joseph to Egypt, a country far from his home.

Many years later Joseph's family was starving, so his brothers went to Egypt looking for food. Joseph helped his family in Egypt. He forgave his brothers and gave his father and brothers food and a place to live.

On the back of the worksheet, write or draw what you remember about Joseph.



## The Story of Queen Esther

### Read Along

A beautiful young Jewish girl named Esther lived in the country of Persia a long time ago. Esther was chosen by the King of Persia to become his wife.

One day, Queen Esther's uncle came to see her. He told her that one of the king's servants had told lies about the Jews in the kingdom. The servant wanted the king to kill all the Jewish people in the country.

Esther was afraid. She went to the king and told him about the servant's lies and about the plan to kill her people. The king believed her. Esther had saved all the Jewish people living in Persia.

On the back of the worksheet, write or draw what you have learned about Esther.



## ✦ We Gather in Prayer

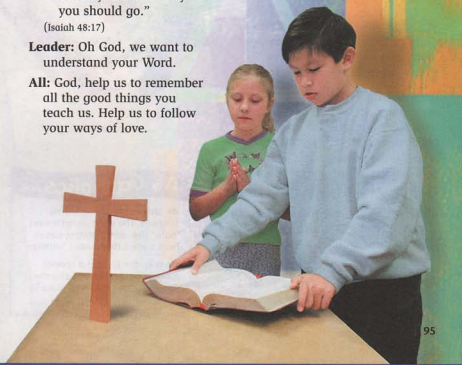
**Leader:** Let us gather to listen to God's Word.

**Reader:** God said,  
"I, the LORD, your God,  
teach you what is for  
your good,  
and lead you on the way  
you should go."

(Isaiah 48:17)

**Leader:** Oh God, we want to understand your Word.

**All:** God, help us to remember all the good things you teach us. Help us to follow your ways of love.



95

## PREPARING TO PRAY

For this gathering prayer, the children will listen and respond to God's Word.

- Choose a prayer leader and a reader. Provide time for them to prepare for the prayer.
- Choose a volunteer to carry the Bible and to lead the other children in a procession.

## The Prayer Space

- Use chart paper to make a scroll. On the paper print *God, we want to listen to your Word*. Roll back the top and bottom of the paper to make a scroll. Display the scroll in your prayer space.
- Cover a box with gold or silver paper. Place it on a table. This can serve as a reading stand for the Bible. Keep the Bible prominently displayed. Allow the children to look through the Bible carefully and respectfully during their free time.



## This Week's Liturgy

Visit [www.webelieveweb.com](http://www.webelieveweb.com) for this week's liturgical readings and other seasonal material.

## Lesson Plan

### We Gather in Prayer — minutes

#### ✦ Pray

- Have the children form a single line on one side of the room opposite the prayer table. Tell them that they should bring their *We Believe* books with them.
- Ask the prayer leader, the reader, and the child carrying the Bible to lead the other children in a procession to the prayer space. (Option: While the children are processing, play "Sing for Joy," #4, Grade 2 CD.)

- Ask the child who is holding the Bible to place it on the special stand you have made.
- Invite all the children to gather in the prayer space and open their books to page 95. Pray the Sign of the Cross together and ask the leader to begin the prayer.

## Family Connection Update

Invite the children to share their family discussions about work.

## Chapter 8 • Day 1

### Catechist Goal

- To introduce the Bible as the book of God's Word

### Our Faith Response

- To appreciate the Bible as a very special book about God's love

### Key Word Bible

### Lesson Materials


- crayons or colored pencils

### The Bible is the book of God's Word.

#### WE GATHER

✚ God, we believe you are with us.

What kind of books do you like?  
What are these books about?



#### WE BELIEVE

God has always wanted us to know and love him. He wants us to tell others about him, too.

Long ago the Holy Spirit helped certain people to write about God's love. Different writers wrote in different ways. Some wrote stories. Some wrote poems. Some wrote wise sayings. Others wrote about interesting people and events.

These writings were put into one large book called the Bible. The Bible has seventy-three smaller books in it.

God the Holy Spirit guided the people who wrote the Bible. So the Bible is the book in which God's Word is written.

### As Catholics...

We also call the Bible Sacred Scripture. The word *sacred* means "holy." The word *Scripture* comes from a word that means "writings."

We keep the Bible in a special place in our homes and churches. Together make a special place in your classroom for the Bible.

### As Catholics...

#### Scripture

When you have finished presenting the lesson, write the words *Sacred* and *Scripture* on the board. Then read aloud the *As Catholics* text. Remind the children that you have made a special place in your classroom for the Bible. Suggest that the children talk with their families about making a special place in their homes for their Bible.

96

## Lesson Plan

### WE GATHER

— minutes

✚ **Pray** Pray the Sign of the Cross together. Have the children open their hands and hold their palms up. Then pray the *We Gather* prayer.

**Focus on Life** Have a volunteer read aloud the *We Believe* questions. Then invite the children to name their favorite kinds of books. Have them describe what they like best about these books. Then share information about your favorite children's book. Tell the children when you first discovered the book and what you liked best about it. (Option: Share the *Chapter Story* on guide page 95C.) Tell the children that in this lesson they will learn about a very special book called the Bible.

### WE BELIEVE

— minutes

**Learn About the Bible** Read aloud together the *We Believe* statement. Invite the children to look at the picture of the writer. Ask: *What do you think the man is writing about?*

Have volunteers read the first four *We Believe* paragraphs. Stress that the Holy Spirit guided the writers of Scripture.

Hold up the Bible. Ask: *What do we learn when we read or listen to the Bible?* Have the children read the two points listed in the last *We Believe* paragraph.




When we read the Bible, we learn:

- what God has told us about himself and his love
- what God wants us to do to live as his children.

## WE RESPOND

The Bible is the most important book of all time. Why do you think this is true?



 Draw a cover for the Bible. It should show that the Bible is a very special book about God.



**Bible** the book in which God's Word is written

97

## Chapter 8 • Day 1

### ACTIVITY BANK

#### Curriculum Connection

##### Social Studies

**Activity Materials:** long pieces of chart paper and pens and a box

Ask the children to look at the picture of the writer on page 96. Explain that the writers of the Bible wrote on long pieces of paper like the one in the picture. The paper pieces were sewn together and then rolled up. These long pieces of paper were called scrolls.

Have the children form small groups. Give each group a long piece of paper. Have them write a statement that records the importance of the Bible in their lives. Then have the children in each group sign their names below the statement.

Have the groups roll their scrolls from the bottom to the top. Put the scrolls in a box and place the box in your prayer space.

**Talk About the Photo** Direct the children's attention to the photograph on page 97. Explain that the children are listening to a story from the Bible. Ask: *When do you listen to stories from the Bible?*

Invite volunteers to share their responses. (during religion class, at Sunday Mass, at the celebration of the sacraments)

### Quick Check

- ✓ What is the Bible? (the book in which God's Word is written)
- ✓ What do we learn about when we read the Bible? (about God and his love; how to live as God's children)

## WE RESPOND

— minutes

**Connect to Life** Read the *We Respond* question. Then invite volunteers to share their answers with the class. Then have the children draw a cover for the Bible.

**Pray** Write the following prayer on the board: *Thank you, God, for the Bible stories we have heard. Thank you, God, for your wonderful Word.*

Have the children pray this prayer aloud.

### Plan Ahead for Day 2

**Catechist Goal:** To show that the Old Testament is the first part of the Bible

**Preparation:** Make copies of Reproducible Master 8, guide page 95G.

## Chapter 8 • Day 2

### Catechist Goal

- To show that the Old Testament is the first part of the Bible

### Our Faith Response

- To praise God for the gift of the Old Testament

### Key Word Old Testament

### Lesson Materials

- copies of Reproducible Master 8

### The Old Testament is the first part of the Bible.

#### WE GATHER

✚ O God, thank you for speaking your Word to us.

How do you learn about people who lived long ago?

- ☉ Circle your favorite ways.

- |                    |                 |
|--------------------|-----------------|
| read books         | watch movies    |
| listen to stories  | go to museums   |
| check the Internet | listen to songs |

#### WE BELIEVE

The Bible has two parts. The first part is called the **Old Testament**. In this part we learn about God's people who lived before Jesus' time on earth. We read about the many wonderful things God did for his people. We read about the ways God showed special love for them. We also learn how they showed their love for God.

In the Old Testament we learn about the lives of many people. One of the people we read about is David. When David was young, he was a shepherd. He took care of sheep near the town of Bethlehem.



98

### Teaching Tip

#### A Sense of History

Second graders are just developing a sense of history. It would be helpful for you to provide visual aids in addition to the illustrations in the *We Believe* text.

Describing biblical scenes verbally and having children imagine that they are in these scenes is also helpful.

## Lesson Plan

### WE GATHER

— minutes

✚ **Pray** Have the children close their eyes and fold their hands in prayer. Pray the Sign of the Cross and the *We Gather* prayer on page 98.

**Focus on Life** Read the *We Gather* question. Ask: *How can you find more information about the people of the past such as how they dressed, the work they did, and the games they played?* Write the children's responses on the board.

Read the ways of learning listed for the activity. Invite the children who have visited museums to share what they saw there. Then have children circle their favorite ways of learning.

### WE BELIEVE

— minutes

**Learn About the Old Testament** Ask: *Have you ever read a book or seen a movie that has two parts?* Explain that the Bible has two parts. Print *Old Testament* on the board and tell the children that this is what the first part of the Bible is called. Hold up your class Bible. Show where the Old Testament begins and ends. Then have a volunteer read the first *We Believe* paragraph.


Direct attention to the illustration on page 98. Ask: *What is the young man doing? What do we call people who take care of sheep? (shepherds)* Explain that the shepherd is David whom we learn about in the Old Testament. Tell the children David took care of sheep near the town of Bethlehem.

God was pleased with David. God loved him very much. David was chosen by God to become king.

David showed his great love for God by praising him. David said, "Great are you, Lord GOD!" (2 Samuel 7:22)

### WE RESPOND

✕ There are many ways to praise God. Share the words and actions you use to praise God.



99

**Key Word**  
Old Testament the first part of the Bible

## Chapter 8 • Day 2

### ACTIVITY BANK

#### Curriculum Connection

##### Art

**Activity Materials:** drawing paper, crayons, or markers

Form the class into groups and give them long sheets of paper. Encourage them to make a classroom mural with scenes from David's, Joseph's, or Esther's life. Print captions for their pictures.

#### Multiple Intelligences

##### Bodily-Kinesthetic

**Activity Materials:** props and costumes for dramatizations (optional)

Have the children form three groups. Assign each group one of the Old Testament leaders that were discussed in this lesson (David, Joseph, or Esther). Ask the groups to prepare skits to tell the story of each leader.

Have the children look at the two pictures on page 99. Have volunteers read the last three *We Believe* paragraphs.

**Read about Joseph and Esther** Give out copies of Reproducible Master 8. Ask the children to read along as you read the stories of Joseph and Esther aloud. After reading, ask: *What would you tell others about these leaders?*

### Quick Check

- ✓ What is the first part of the Bible called? (the Old Testament)
- ✓ What people do we learn about in the Old Testament? (the people who lived before Jesus' time on earth)

### WE RESPOND

— minutes

**Connect to Life** Have the children name ways they can use words and actions to praise God. Then ask the children to form a circle. Have volunteers take turns being prayer leaders. A leader should stand in the middle of the circle and show a way to praise God. As each leader enters the circle, have the group chant the following: *We'll praise our God today, praise our God today! (Leader's Name) will show us a way to pray!*

### Plan Ahead for Day 3

**Catechist Goal:** To identify that the New Testament is the second part of the Bible

**Preparation:** Make copies of *What's the Word?*, guide page 95F.



## Catechist Goal

- To identify that the New Testament is the second part of the Bible

## Our Faith Response

- To identify favorite stories about Jesus

## Key Words New Testament Gospels

### Lesson Materials

- chart paper for graphic organizer
- pencils or markers
- copies of reproducible master *What's the Word?*, guide page 95F

## Teaching Tip

### Graphic Organizer for Enrichment

Make a graphic organizer that identifies the Gospels of the New Testament. To do so, draw a circle on the board. Write *Gospels of the New Testament* inside the circle. Draw four rectangles with lines connecting them to the circle. Have volunteers write Matthew, Mark, Luke, and John in the rectangles.

## The New Testament is the second part of the Bible.

### WE GATHER

✚ God, thank you for all those who tell us about your love.

✚ Imagine you have just heard good news. You heard that the new playground opened today. Show what you would do to share this good news.

### WE BELIEVE

In Jesus' time, some people traveled from town to town to tell people what was happening.

 Luke 4:42-43

One morning a crowd went to see Jesus. They tried to stop him from leaving their town. But Jesus said, "To the other towns also I must proclaim the good news of the kingdom of God, because for this purpose I have been sent." (Luke 4:43)

This reading is from the second part of the Bible. The second part of the Bible is the **New Testament**. The New Testament is about Jesus Christ and his disciples. It is also about the beginning of the Church.

Four of the books in the New Testament are called the **Gospels**. They are very special. They are about Jesus' teachings and his life on earth.

100



## Lesson Plan

### WE GATHER

✚ **Pray** Pray the Sign of the Cross and the *We Gather* prayer. Ask the children to thank all the people who share God's love with them each day.

**Focus on Life** Read the directions for the *We Gather* activity. Have the children work in pairs to show how they would share the good news about the playground. Print the words *whisper*, *mumble*, and *announce* on the board and read them aloud. Ask: *Which word tells how most people share good news?* (**announce**) Tell the children that in this lesson they will learn about Jesus sharing the Good News of the New Testament.

\_\_\_ minutes

### WE BELIEVE

\_\_\_ minutes

**Listen to Scripture** Have a volunteer read the first *We Believe* paragraph. Explain: *Jesus announced the Good News about God's love.* Tell the group that another word for announce is *proclaim*. Then ask the children to stand as you proclaim the passage from Luke.

**Learn about the New Testament** Explain: *The New Testament is the second part of the Bible. The Gospels are four very special books of the New Testament.* Then have volunteers read the two paragraphs after the Bible reading. Explain: *The word gospel means "good news."* In the Gospels Jesus shows us the Good News about God and his love for us. Then read aloud the three sentences listed in the last *We Believe* paragraph.

The word *gospel* means "good news." Every word and action of Jesus is Good News for us. We learn the Good News of Jesus Christ in the Gospels.

- God is our Father who loves and forgives us.
- Jesus is with us always. He teaches us how to love and do good.
- The Holy Spirit helps us and guides us.

**Key Words**  
New Testament the second part of the Bible  
Gospels four of the books in the New Testament that are about Jesus' teachings and his life on earth

## ACTIVITY BANK

### Family

#### Bible Buddies

**Activity Materials:** Bibles

Encourage the children to share God's Good News by spending time each week with a "Bible Buddy." A trusted member of the child's family would be most appropriate. Ask the child and his or her Bible Buddy to read a story about Jesus and his disciples. Explain that after they have read the story, they should spend a few minutes discussing the Good News of the story.

### Scripture

#### Bodily-Kinesthetic, Linguistic

For a Scripture activity, see *What's the Word?*, guide page 95F.



✂ Make a word from each group of letters. Read the message.

SEJSU	J E S U S
HSRESA	S H A R E S
EHT	T H E
ODOG	G O O D
ESNW	N E W S
OF	O F
ODSG	G O D S
VEOL	L O V E

### WE RESPOND

When and where have you heard stories about Jesus?  
What is your favorite story about him?

101

**Do the Activity** Print the following words on the board: *love, God's, news, good, shares, Jesus*. Explain the directions for the *We Believe* activity: *Unscramble the letters in each of the scrambled words. The words on the board will help you. When the children are finished, read aloud together the message they found.*

### Quick Check

- ✓ What is the second part of the Bible? (The second part of the Bible is the New Testament.)
- ✓ What are the Gospels about? (The Gospels are about Jesus' teachings and his life on earth.)

### WE RESPOND

\_\_\_ minutes

**Connect to Life** Invite the children to gather near the prayer table. Read aloud the *We Respond* questions. Have volunteers respond. Then tell the children your favorite story about Jesus and why you like it.

**Pray** Ask the children to repeat these words aloud: *Jesus, every word and action of yours is Good News for us.*

## Plan Ahead for Day 4

**Catechist Goal:** To explore some of Jesus' teachings

**Preparation:** Have available a rock, a large plastic container, and a pitcher of water.

## Catechist Goal

- To explore some of Jesus' teachings

## Our Faith Response

- To think of ways we can show Jesus that we have listened to his teachings

## Lesson Materials

- rock and large plastic container
- pitcher of water

## Teaching Tip

### A Visual Presentation

Explain: *In this lesson you will hear Jesus tell us about a person who built a house on a rock.* Then demonstrate the effects of water and wind on rock. Place a large rock in the center of a container. Pour water on the rock. Ask what happens. Then have the children stand around the rock and blow like the wind on it. Help the children conclude that water and wind do not usually affect rocks in a short period of time.

Jesus wants us to listen to his teachings.

## WE GATHER

✝ Jesus, we will share your Good News.

Imagine you are having a fire drill in school. Why does your teacher tell you to listen carefully to the directions?

## WE BELIEVE

Jesus told us that it is very important to listen to his teachings. One day Jesus had been teaching for a long time. Jesus had taught people about believing in God and praying to him. Jesus ended by telling this story.

 Matthew 7:24-27

A man built his house on rock. When storms came, the wind blew. The rain beat against the house. But the house did not fall. It had been built on rock.

Jesus told the people, "Everyone who listens to these words of mine and acts on them will be like a wise man who built his house on rock."  
(Matthew 7:24)

When we listen to God's Word in the Bible, we hear with our ears. We remember in our minds and hearts. We show we have listened by loving God and helping others.

102

## Lesson Plan

### WE GATHER

\_\_\_ minutes

✝ **Pray** Remind the children that Jesus wants them to share his Good News with others. Pray together the Sign of the Cross and the *We Gather* prayer.

**Focus on Life** Read and discuss the *We Gather* situation. Help the children conclude that the teacher wants them to know what to do to be safe in case of a fire. Ask: *When else is it important to listen well to others? How does listening help you?*

### WE BELIEVE


\_\_\_ minutes

**Learn about Jesus' Teaching** Have the children read aloud the *We Believe* statement. Ask: *What are some things Jesus taught us?* Have a few volunteers share their responses.

Explain: *You remember some things Jesus taught. That shows you have listened well.* Then invite the children to listen as volunteers read the Scripture passage.

Have the children form two groups. Ask one group to pretend they are the house in the story. They should stand very still.



 Look at the pictures.  
Write how the people are showing  
that they have listened to Jesus.



### WE RESPOND

What are some things you can  
do to show Jesus that you have  
listened to him?



103

## ACTIVITY BANK

### Following Jesus

#### Make a Rock Garden

**Activity Materials:** cardboard boxes;  
silk, plastic, or paper flowers; maga-  
zines and newspapers; aquarium or  
garden pebbles

Have the children work in groups.  
Give each group a cardboard box  
and magazines and newspapers. Have  
the children find pictures of people  
who are doing things that Jesus  
taught us to do. Ask the groups to cut  
out and glue or tape them to the sides  
of the boxes.

Ask a volunteer from each group  
to help you do the following.

- Place the boxes in different spots of  
the room.
- Place rocks at the base of each box.

Invite the children to walk around  
the “rock garden” and look at the  
pictures on the boxes.

Ask the second group to pretend that they are the  
storm winds. Explain that listening to Jesus’ teaching  
helps us to grow strong in our faith. Reread the last  
paragraph. Stress that we show we have listened to  
Jesus’ teaching when we love and help others.

### Quick Check

- ✓ What does Jesus want us to do? (Jesus wants us to lis-  
ten to his teachings.)
- ✓ How can we show that we have listened well to the  
Word of God? (We can show we have listened well  
by loving God and helping others.)

### WE RESPOND

\_\_\_ minutes

**Connect to Life** Invite the children to look at the  
photographs on page 103. Discuss each one by asking:  
*How are the children showing that they have listened to  
Jesus’ teaching?* Then have the children write a sen-  
tence to tell one way they are doing this.

**Pray** Have the children reflect on what they can do to  
show that they have listened to Jesus.

### Plan Ahead for Day 5

**Catechist Goal:** To review chapter ideas and  
their relationship to our faith life

**Preparation:** Make copies of *Sharing Faith  
with My Family*, guide page 95E.

## Catechist Goal

- To review the chapter ideas that are key to growing as disciples of Jesus Christ

## Our Faith Response

- To decide on ways to grow as disciples by living out what we have learned

## Show What you Know

Help the children work on the web. You may want to have them expand the New Testament part of the web by drawing a rectangle below Gospels and writing Matthew, Mark, Luke, and John in the rectangle.

**Pray Today** Help the children write a text-message prayer. When they are finished, ask volunteers to share their prayers with the group.

## Make it Happen

Read the recommendation form. Some children may need help identifying whether the story is in the Old Testament or New Testament. Have the children share their work with the group.

**Fast Facts** Ask a volunteer to read the sentence. Discuss with the group why the Bible is the best-selling book of all time.

## Take Home

Explain to the children that they may find the Catholic newspaper available in the back of church. Obtain a copy and show some of the photographs and articles.

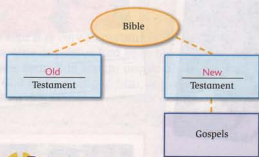
Discuss and send home copies of *Sharing Faith with My Family*, guide page 95E.



# PROJECT

## Show What you Know

Use what you know about God's Word to complete the web.



Write God a text message. Thank him for the gift of his Word. Use these words:

Word Bible  
learn teachings  
praise

To: GOD

# DISCIPLE



## Make it Happen

Recommend your favorite Bible story to a friend. Use the form below.

I recommend \_\_\_\_\_

It can be found in the \_\_\_\_\_ Testament.

In this story, \_\_\_\_\_

It is my favorite story because \_\_\_\_\_

Note: Stories about Jesus and his Apostles and stories that Jesus told should be marked from the \_\_\_\_\_ New Testament.



More copies of the Bible have been sold than any other book ever written.  
**Now, pass it on!**

## Take Home

Ask a family member to get a copy of your local Catholic newspaper. Find out what's happening in the Catholic community.

Fill in the circle beside the correct answer.

- The Bible is the book of \_\_\_\_ Word.  
☒ God's      ☐ David's
- The \_\_\_\_ Testament is the first part of the Bible.  
☒ Old      ☐ New
- The \_\_\_\_ Testament is the second part of the Bible.  
☐ Old      ☒ New
- We can read about Jesus' life and teachings in the \_\_\_\_ Testament.  
☐ Old      ☒ New
- The word \_\_\_\_ means "good news."  
☐ Bible      ☒ gospel

Circle the correct answer.

- Did the Holy Spirit guide the writers of the Bible?      ☒ Yes      ☐ No
- Are the four Gospels about God's people before Jesus' time on earth?      Yes      ☒ No
- Did all the writers of the Bible write in the same way?      Yes      ☒ No

9-10. Write two things we can learn when we read the Bible.

Possible responses: what God has told us about himself; what God

106 wants us to do to live as his children

## CHAPTER TEST

Provide ten to fifteen minutes for the students to complete the test. After all have finished, check the answers. Clarify any misconceptions.


### Alternative Assessment

You may want the students to complete the following alternative-assessment activity.

*Make a poster to show the two parts of the Bible. Explain each part.*

### Additional Testing

- Chapter 8 Test in *Assessment Book*, pages 15-16
- CD-ROM *Test Generator and Resource*: Use Chapter 8 Test or customize your own.



## Review



Review the definitions as they are presented in the chapter's *Key Word* boxes:

- Bible (page 97)
- Old Testament (page 99)
- New Testament (page 101)
- Gospels (page 101).

### We Believe Statements

Review the four statements.

- The Bible is the book of God's Word.
- The Old Testament is the first part of the Bible.
- The New Testament is the second part of the Bible.
- Jesus wants us to listen to his teachings.

To use the Chapter 8 Study Guide, visit

[www.webelieveweb.com](http://www.webelieveweb.com)