

CONTENTS

ABOUT CALL TO FAITH

Opening Prayer	iv
Program Philosophy	v
Sources of Catholic Wisdom	v–vi
Catechetical Approaches	vii–viii
Generations of Faith and Call to Faith	ix
Catechetical Process	x
Program Scope and Sequence	xi–xv
People of Faith	xvi
Prayer and Worship	xvii
About the Learner	xviii
Catholic Social Teachings	xix
Multiple Intelligences	xx
Reaching All Learners	xxi
Sustaining Your Spirit	xxii
Planning the Year	xxiii
Program Components	xxiv–xxv
Student Edition TOCs	xxvi–xxvii

STUDENT LESSONS

Opening Chapter	1A
Seasonals	6A
Core Chapters	40
Catholic Source Book	292A

ANSWER KEYS	A1
-----------------------	----

Grade 5 Contents



SEASONAL LESSONS & CELEBRATIONS 6

► Ordinary Time: The Rosary	8
► Advent: Be Ready!	12
► Christmas: Feasts of the Season	16
► Ordinary Time: Image of Christ	20
► Lent: The Forty Days	24
► Triduum: New Life in Christ	28
► Easter: It Is Jesus!	32
► Pentecost: Called to Serve	36

UNIT 1 REVELATION 40

Chapter 1: Longing for God	41
Chapter 2: Worshiping God	51
Chapter 3: Signs of God's Presence	61
Faith in Action!	71

UNIT 2 TRINITY 76

Chapter 4: The Mystery of God	77
Chapter 5: Prayer and Worship	87
Chapter 6: Doing Good	97
Faith in Action!	107

UNIT 3 JESUS CHRIST 112

Chapter 7: The Image of God	113
Chapter 8: Proclaim the Kingdom	123
Chapter 9: New Life	133
Faith in Action!	143

UNIT 4 THE CHURCH 148

Chapter 10: A Sign to the World	149
Chapter 11: The Teaching Church	159
Chapter 12: Called to Holiness	169
Faith in Action!	179

UNIT 5 MORALITY 184

Chapter 13: The Mystery of Evil	185
Chapter 14: Reborn in Christ	195
Chapter 15: Forgiveness and Healing	205
Faith in Action!	215

UNIT 6 SACRAMENTS 220

Chapter 16: Gathered for Mass	221
Chapter 17: The Liturgy of the Word	231
Chapter 18: The Liturgy of the Eucharist	241
Faith in Action!	251

UNIT 7 KINGDOM OF GOD 256

Chapter 19: Answering God's Call	257
Chapter 20: The Last Things	267
Chapter 21: Come, Lord Jesus	277
Faith in Action!	287

CATHOLIC SOURCE BOOK 292

Scripture	292
Creed	295
Liturgy	299
Morality	304
Prayer	308
Words of Faith	320
Index	324



Unit 2 Trinity

In this unit you will...

learn about the many ways you experience the mystery of God. When we follow the First Commandment, we live in relationship with the Blessed Trinity. We respond to God's love with prayer, with worship, and with practicing virtues in our everyday life.



4



5




6

Faith in Action!

Catholic Social Teaching Principle:
Life and Dignity of the Human Person

76



UNIT 2 OPENER

Preview Unit Theme

Tell students that Unit 2 is about the Trinity.

- Read aloud the text on page 76 of the student edition. Tell students they will learn more about these things in the next three chapters.
- Ask students what virtues they think they can practice every day.
- Invite volunteers to share how they live in relationship with the Trinity.
- Explain to students that Catholic social teaching calls us to acknowledge all people as our brothers and sisters under God.

Overview

Faith Focus

- The Trinity is the central mystery of Christian faith and life. (CCC 234)
- Virtue is the habit of doing good. The theological virtues of faith, hope, and love are gifts from God. (CCC 1813)

Catechism Connection

The *Catechism* explains that the Trinity is a unity of distinct Persons who are each God, whole and entire. (CCC 253–255)

NDC Link

The *Directory* says that the doctrine of the Trinity suggests that humanity “is called to be a fraternal society of sons and daughters of the same Father, and equal in personal dignity.” (GDC 99, 100)

The Mystery of God

CHAPTER BACKGROUND



Go, therefore, and make disciples of all nations, baptizing them in the name of the Father, and of the Son, and of the holy Spirit.

Matthew 28:19

The Trinity Is Mystery


Christians could never have discovered for themselves that the God they worship is one God in three Persons. They know this central dogma of Christian faith and life only because Jesus revealed it to the Apostles during his life on Earth and because he sent the Spirit to confirm it after Jesus himself ascended to the Father. Even now, humans cannot imagine what the inner life of the Trinity is really like. It is a mystery “infinitely beyond all that we can humanly understand.” (See the *Catechism of the Catholic Church*, 251.)

The Communion of Love

The love among Father, Son, and Holy Spirit—so intense that the human mind cannot conceive it—is nevertheless the very love which you, by virtue of your Baptism, are invited to share. Throughout the process of creation and redemption, God’s ultimate goal has been that all humans would enjoy living in unity and love as in the communion of the Trinity. The communion of love that exists among the three Persons of the Trinity is the pattern on which God intends you to model your relationships with others. Although you may enjoy a foretaste of this communion here on Earth, it will be fully realized only in the fullness of the kingdom of God.

Jesus commanded his followers to love one another because only by loving could they be united with a God who is love.

Reflect How are you an example of the communion of love?




TEACHING CHAPTER 4

The Trinity

It is impossible to explain the mystery of the Trinity adequately. Discussing the Trinity with fifth graders presents special difficulties. Honesty demands that you tell the young people there are truths about God that surpass the human intellect. Try not to give them the false impression that adults know everything about God, but remember that talking about “the mystery of God” may also cause fifth graders to lose interest.

Fortunately, it is easy to awaken in fifth graders an interest in Christian art. A book of colored reproductions of Renaissance or Baroque Church art will almost certainly include several paintings representing the Trinity. Many classic hymns devote a separate stanza to each of the Persons of the Trinity.

- Show students paintings, and invite comments.
- Draw students' attention to prayers in which the three Persons of the Trinity are named (the Sign of the Cross, the Glory to the Father, the Gloria).
- Ask students to analyze the lyrics of a few hymns that include references to the Trinity.



Teacher's Prayer

O Holy Trinity, Father, Son, and Holy Spirit, deepen my faith and guide me to enter into your mystery. Glory to you, now and forever. Amen.

FIFTH GRADERS SAY

Hands On

- I am full of energy. Help me use this energy in positive ways.
- I have lots of ideas. Allow me to use them in creative projects.
- I don't often think abstractly. Give me real-life examples to help me understand new concepts.

SUSTAINING YOUR SPIRIT

Engagement with Others

Blessed assurance in yourself is important. It is also important to experience significant and constructive engagement with others. Doing so enables you to


- see firsthand the goodness of others.
- recognize that sometimes a task is best addressed by a team.
- replenish your level of empathy.
- see that you can still benefit from different styles and approaches.

Engagement with others sustains your spirit by pulling you past your own limitations and by restoring your faith in yourself and others.


	Lone Ranger	Engaged with others			
Reflect Rate yourself	1	2	3	4	5

Weekly Planner


	Objective	Materials	Prayer & Scripture
DAY 1 Invite	The Mystery of God Page 77	Objective: To describe the greatness of God	<input type="checkbox"/> Pencils or pens <input type="checkbox"/> Drawing materials
DAY 2 Explore	More Than Can Be Known Pages 78–79	Objective: To explore the life and work of Saint Patrick	<input type="checkbox"/> Board or chart paper <input type="checkbox"/> Pencils or pens <input type="checkbox"/> Drawing materials
DAY 3 Explore	The Mystery Beyond Words Pages 80–81	Objective: To identify the three Persons of the Trinity	<input type="checkbox"/> Board or chart paper <input type="checkbox"/> Copies of Activity Master 4, p. 86A <input type="checkbox"/> Crayons or markers <input type="checkbox"/> Poster board <input type="checkbox"/> Bibles
DAY 4 Explore	Your Response to God's Love Pages 82–83	Objective: To explore ways to practice faith, hope, and love	<input type="checkbox"/> Board or chart paper <input type="checkbox"/> Pencils or pens <input type="checkbox"/> Index cards <input type="checkbox"/> Research materials
DAY 5 Celebrate	Apostles' Creed Page 84	Objective: To affirm belief in the mystery of the Trinity	<input type="checkbox"/> Hymnals <input type="checkbox"/> Music CD

 Let Us Pray


Job 37:4–5


 Let Us Pray


Job 37:4–5

 Let Us Pray


Job 37:4–5

 **Scripture:**
 John 1:32–34


 **Scripture Background:**
 Images of the Spirit, p. 80

 Let Us Pray

Job 37:4–5

 Let Us Pray

Apostles' Creed

 Hymn: "Sing Praise to Our Creator"

Words of Faith

mystery
Holy Trinity
virtue
image of God

Activities

Let's Begin:

How Great Thou Art, p. 77

Multiple Intelligence: Visual/Spatial

Share Your Faith:

Reflect, Share, Act, p. 79

Multiple Intelligence: Intrapersonal

(OPTIONAL) Draw Symbols, p. 79

Multiple Intelligence: Visual/Spatial

Connect Your Faith:

Discover Symbols of the Trinity, p. 81

Multiple Intelligence: Visual/Spatial

(OPTIONAL) Activity Master 4, p. 80

Multiple Intelligence: Verbal/Linguistic

(OPTIONAL) Virtue Posters, p. 81

Multiple Intelligence: Visual/Spatial

Live Your Faith:

Bring It to Life, p. 83

Multiple Intelligence: Bodily/Kinesthetic

(OPTIONAL) Cross-Curricular: History, p. 82

Multiple Intelligence: Interpersonal

(OPTIONAL) Share the Message, p. 83

Multiple Intelligence: Bodily/Kinesthetic

(OPTIONAL) The Sign of the Cross, p. 308 and 309

Multiple Intelligence: Bodily/Kinesthetic

Enrichment

Teacher Background:

Hymn, p. 77

Reaching All Learners:

Tell a Story, p. 78

Justice and Peace:

Slavery Today, p. 78

Teacher Background:

Saint Patrick, p. 79

Teacher Background:

Special Terms, p. 81

Quick Tip:

Be Real, p. 82

Christian Living Skills:

Stay Hopeful, p. 83

Liturgy Link:

The Nicene Creed, p. 84

Lectionary Link:

Break Open the Word, p. 84

Multimedia Resources



BOOKS

Catholic Bible Stories for Children. *

Ball, Ann with Will, Julianne M. Our Sunday Visitor. Stories of witness, worship, and tradition build on faith formation.

Teaching Self-Discipline to Children.

Vasiloff, Barbara. Twenty-Third. "Social Skills." Provides a framework for developing social skills in children.



DVD/VHS

The Mystery of God, Vol. 1: Father

(30 min.). Oblate Media. Shows how to recognize God's presence in the world.

*Available at www.osvcurriculum.com



Teacher Resources

www.osvcurriculum.com

- For interactive lesson planner, chapter resources, and activities
- For free materials and information



- Online planning tools include chapter background and planner, activity master, customizable test, and more.
- Enhancement activities for each step of the catechetical process, including alternative prayer experiences and blessings.
- Games, activities, interactive review, alternative assessment, and more for children.

www.calltofaithconnect.com

Home Connection

Chapter 4 Family Faith, p. 86

Take-home activities, chapter content review, saint features, and prayer



For more family activities
www.osvcurriculum.com

Name _____ Date _____

- A Work with Words**
- Match each description in Column 1 with the correct term in Column 2.

Column 1

- _____ 1. a habit of doing good that helps you grow in love for God
- _____ 2. a truth of faith that you cannot fully understand
- _____ 3. God's gifts of faith, hope, and love
- _____ 4. the divine likeness in each person
- _____ 5. one God in three Persons: Father, Son, and Holy Spirit

Column 2

- a. Holy Trinity
- b. theological virtues
- c. mystery
- d. virtue
- e. image of God

- B Check Understanding**
- Circle the letter of the choice that best completes each sentence.

6. When the Irish people heard Patrick speak, great numbers of them asked to be _____.
a. confirmed b. reconciled c. baptized
7. When Jesus was baptized by _____, the Holy Spirit came down from the sky and remained upon Jesus.
a. John b. Saint Patrick c. God
8. Loving God above all things and loving others for the love of God is a _____.
a. mystery b. theological virtue c. sacrament

- C Make Connections**
- Write responses on the lines below.

9. Describe one example of someone's acting with faith.

10. Describe one example of how you have acted with faith, hope, or love.

The Mystery of God

Invite



Let Us Pray

Leader: Almighty and powerful God, we are in awe of you.

"Again his voice roars—
the majestic sound of his thunder.
He does great things beyond our knowing;
wonders past our searching out."
Job 37:4-5

All: Almighty and powerful God, we are in awe of you. Amen.

Activity

Let's Begin

How Great Thou Art

O Lord my God, when I in awesome wonder
Consider all the worlds Thy hands have made,
I see the stars, I hear the rolling thunder,
Thy power throughout the universe displayed!
Then sings my soul, my Savior God, to Thee;
How great Thou art, how great Thou art!

A selection from lyrics by Stuart K. Hine

What are some things that remind you of the greatness of God?

To describe God, write a word or phrase that begins with each of the letters in the word below.

G Possible Responses: glorious, generous, grand

R reigning, roaring, royal

E enormous, elegant, eternal

A almighty, awesome

T terrific, tremendous, timeless

• **God in Nature** Draw something in nature that shows God's greatness.

77

The Mystery Unfolds

Objective: To describe the greatness of God

Open

Prayer Space You may wish to move students to the prayer space. Have a crucifix and a Bible opened to the scripture verse.



Let Us Pray

Invite students to make the Sign of the Cross. Proclaim the scripture passage alone. Then proclaim the passage together.

Build

Activity

- Introduce students to the hymn "How Great Thou Art."
- Elicit responses to the question.
- Ask for responses to the second instruction; then use the responses in spontaneous prayers.

Extension Activity

- Discuss representations of God with which students are familiar.
- Ask whether their own conceptions of God differ from popular images.
- Tell students to draw their images and share them with the class.

Close

Remind students that God is beyond all understanding. All representations of God show the conception of the person who makes the image. No one can make an image of God that is perfect and complete.

TEACHER BACKGROUND

Hymn The lyrics of "How Great Thou Art" were written in 1885 by a young Swedish Lutheran minister, Carl Boberg. The majesty of a thunderstorm inspired him to write.

- People soon began to sing Boberg's lyrics to an old Swedish melody.
- These lyrics are a translation of Boberg's poem by Stuart K. Hine.



Objective: To explore the life and work of Saint Patrick

Open

Let Us Pray Invite students to pray the scripture verse on page 77 with you.

Focus **What gift did Patrick bring to the Irish people?** List students' responses on the board or on chart paper.

Build

More Than Can Be Known

Invite a volunteer to read aloud the first paragraph.

- Ask students to list blessings that come in the form of hardships.

Kidnapped

Ask students to explain what the illustration depicts.

- Read aloud the story with enthusiasm to help students grasp Patrick's plight.

- ④ **What is a word or symbol that describes what you would think or feel at such a time?** Have students discuss the question.

More Than Can Be Known

Focus **What gift did Patrick bring to the Irish people?**

We can't always see God's plan for us. Blessings often come in the form of hardships. The following story shows how this was true for one Christian.


BIOGRAPHY

Kidnapped

Patrick, the son of a Roman official, lived on the western coast of Britain. While working on his father's farm one day, he was seized by a group of raiders and sold as a slave.

Patrick was taken away to Ireland, a place completely new to him. Again he worked on a farm, but now he had no warm clothing to wear and almost nothing to eat. He had no family and no friends. Angry with God, Patrick thought only of his misery. Why had God allowed this terrible thing to happen?

- ④ **What is a word or symbol that describes what you would think or feel at such a time?** Responses will vary.



REACHING ALL LEARNERS

Tell a Story As you present a story, engage students with learning disabilities in a dialogue.

- After each paragraph, have them retell the story.
- Ask "Who?" "Where?" and "What happened?"
- This can improve comprehension.



JUSTICE AND PEACE

Slavery Today Catholic social teaching stresses the sanctity of life and the dignity of all people.

- In spite of a two-hundred-year-old international campaign to abolish slavery, this great injustice still exists today.
- At least 27 million people, mostly children, are enslaved.

Catholic Social Teaching: Life and Dignity

The Mystery Unfolds

As time went by, Patrick began to realize that despite his harsh life, the lives of his Irish masters were even harder because they did not know Jesus. They did not know the Christian faith, which is full of hope and love. Patrick began to pray with all his heart, turning his life and his future over to God. After six years, he escaped and made the long, hard journey home. His parents were overjoyed to see him. They hoped that he would never leave them again.

But Patrick kept thinking about the Irish people he had left. He never stopped wondering about the mystery of his life and what good might come from his time among these people. One night he dreamed that they were calling him. All at once it became clear to him that because he knew their language, he could bring them the Christian faith. Although the studies were hard for him, Patrick prepared to become a priest. In time, he became a bishop and returned to Ireland. When the Irish people heard Patrick speak, great numbers of them asked to be baptized. Because of his great holiness and love for God, the Church made Patrick a saint.

Experience taught Patrick that the mysteries in human life draw people toward the **mystery** of God, who is so much more than they can ever grasp.

- ❗ What are some things about your own life that cause you to wonder as Patrick did? **Responses will vary.**

Activity

Reflect: If you could ask God any questions about the mysteries in your life, what would they be?

Share: Share your questions with a partner.

Act: Write one question here. Pray to God for your understanding of this mystery.



Words of Faith

A **mystery** is a truth of faith that you cannot fully understand but that you believe because God has shown it to people in Scripture, in the life of Jesus, or in the teachings of the Church.



The Mystery Unfolds

Read aloud the rest of the story.

- Have pairs of students retell the story to each other.
- Call attention to Words of Faith.

- ❗ What are some things about your own life that cause you to wonder as Patrick did? Elicit responses to the question.

Activity

- Have students work in pairs.
- Allow time for students to think of questions and write them.
- Write the volunteer's questions on the board or on chart paper.
- Discuss some of the questions.

Close

Ask students what they have learned from hearing about Patrick's life. Remind students that Patrick learned the language of the Irish people when he was a slave. As a result, he was able to preach the gospel in that language. Christians are called to lives of trust. God is with his people even when their lives take unexpected turns.



TEACHER BACKGROUND

Saint Patrick Legends and myths about Patrick abound, but few can be verified.

- His missionary activity seems to have been in the north of Ireland.
- He may have founded the first Irish bishopric.
- His autobiography shows him to be a modest and devout man with an engaging personality.



OPTIONAL ACTIVITY

Draw Symbols Invite students to express in drawings their ideas about the mystery of God.

- Have each student draw a response to this phrase: God is like ____.
- Invite volunteers to explain their drawings.



Multiple Intelligence: Visual/Spatial

Objective: To identify the three Persons of the Trinity

Open

Let Us Pray Invite students to pray the scripture verse on page 77 with you.

Focus **Who is the Holy Trinity?**

List students' responses on the board or on chart paper.

Build

The Mystery Beyond Words

Summarize the text.

- Draw an equilateral triangle on the board or on chart paper.
- Write the words *Holy Trinity* in the center and *Father, Son, and Holy Spirit* on the sides.
- Review the meaning of *mystery*.

The Baptism of Jesus

Ask a volunteer to proclaim the scripture passage.

- ❓ **What are some ways in which you experience the love of the Holy Trinity in your life?** Have students discuss the question in small groups.

The Mystery Beyond Words

Focus **Who is the Holy Trinity?**

Like Patrick, people today wonder about the mystery of God and the way God works in their lives. God wants to be known, yet he is greater than anyone can tell or understand.

From earliest Old Testament times, the Israelites learned through revelation that God is one, unfailing in truth and love. Jesus revealed a deeper level of this mystery, showing that the one God is three Persons: Father, Son, and Holy Spirit—the **Holy Trinity**. Patrick emphasized and honored the Trinity in all his teaching. Jesus and his followers invite you into a deeper understanding of the mystery of the God you cannot see.



SCRIPTURE

John 1:32-34

The Baptism of Jesus



The Baptism of Christ, Currier and Ives

80

John the Baptist testified that Jesus was the Son of God, sent by the Father and filled with the Holy Spirit:

"I saw the Spirit come down like a dove from the sky and remain upon him. I did not know him, but the one who sent me to baptize with water told me, 'On whomever you see the Spirit come down and remain, he is the one who will baptize with the holy Spirit.' Now I have seen and testified that he is the Son of God."

John 1:32-34

Whenever the Church baptizes, the names of the three Persons in the Holy Trinity are used. Those who are baptized enter into the very life of God, who is love. All of the Sacraments offer a share in God's life and into the mystery that is God—Father, Son, and Holy Spirit.

- ❓ **What are some ways in which you experience the love of the Holy Trinity in your life?** Responses will vary.

OPTIONAL ACTIVITY

Activity Master 4: Trinity

Puzzles Distribute copies of the activity on teacher page 86A.

- Tell students that they will work on a puzzle that will help them learn about the Trinity.
- As an alternative, you may wish to send this activity home with students.



▲ Activity Master 4 page 86A



SCRIPTURE BACKGROUND

Images of the Spirit For centuries the standard symbol of the Holy Spirit in Christian art has been a dove.

- The scripture passage reveals why.
- All four Gospels report that when Jesus was at the Jordan River with John, the Spirit of God was seen to descend on Jesus in the form of a dove.



Living Your Faith

The Sign of the Cross helps you recall that the Trinity is with you, protecting and guiding you to live as Jesus did. When you renew your baptismal promises, you are reminded that the Trinity gives you new life that never ends.

The first commandment is this: I am the Lord your God; you shall not have strange gods before me. This commandment calls you to believe in God, to hope in him, and to love him above everything else. In obeying this commandment, you live in relationship with the Trinity.

A **virtue** is a habit of doing good. The virtues of faith, hope, and love are called theological virtues because they are gifts from God.

- Faith is the virtue by which you freely choose to respond to God's invitation and say "yes" to all that he has revealed.
- Hope is your desire and expectation that God will grant you eternal life with the Trinity and give you the grace to attain it.
- Love, or charity, is the virtue by which you love God above all things and others for the love of God.

All people are made in the **image of God** because they are created by God. If you try, you can see traces of the Trinity reflected in every person. When people love one another, they reflect the communion of the three Persons in one God.

- ❓ **How do some of the people you know show themselves as images of God? Responses will vary.**



Words of Faith

The **Holy Trinity** is the mystery of one God in three Persons: Father, Son, and Holy Spirit.

A **virtue** is a habit of doing good that helps you grow in love for God.

Image of God means the divine likeness in each person, the result of being created by God.

Activity

Connect Your Faith

Discover Symbols of the Trinity Legend says that Patrick used the shamrock as an image for the Trinity. How could the shamrock be useful in explaining the Trinity? What other images would help explain the Trinity? Draw one or more of them in this space.



81

Living Your Faith

Organize students in groups.

- Assign each group a paragraph.
- Tell students to discuss what the paragraph means to a fifth grader.
- Have each group report.
- Tell students to define the Words of Faith for one another.

- ❓ **How do some of the people you know show themselves as images of God? Elicit responses to the question.**

Activity

- Read aloud the directions.
- Ask students why an equilateral triangle is a good symbol for the Trinity. **Three distinct sides are perfectly equal.**
- Invite students to draw their images.
- Have volunteers explain their images.

Close

Stress that Jesus revealed the fullness of the mystery of God in the Trinity. Jesus' baptism expresses the triune presence of God in the sacraments.



TEACHER BACKGROUND

Special Terms The mystery of the Trinity reminds the faithful of their limited ability to understand God.

- The term *Trinity*, from the Latin word meaning "three," was coined around A.D. 200.
- The Church needed two centuries and three ecumenical councils to agree on proper Trinitarian terminology to be used in expounding this mystery.

OPTIONAL ACTIVITY

Virtue Posters Organize students in three groups. Assign one virtue to each group.

- Have groups list symbols and quotations associated with the assigned virtue.
- Distribute materials. Direct each group to make a poster about the assigned virtue.
- Have each group explain its finished poster.



Multiple Intelligence: Visual/Spatial

Objective: To explore ways to practice faith, hope, and love

Open

Let Us Pray Invite students to pray the scripture verse on page 77 with you.

Focus **How do you respond to the love God shows you?** List students' responses on the board or on chart paper.

Build

Your Response to God's Love

Read aloud the first two sentences.

- Define *theological virtues*.

Virtues in Action

Read the examples of each virtue.

- Invite volunteers to explain how the examples of each virtue express that virtue. Help students by offering the first explanation.

- Have students explain other examples.

- **How have you responded to God in faith, hope, and love?** Allow time for volunteers to respond to the discussion question.

Explore

Your Response to God's Love

Focus How do you respond to the love God shows you?

The theological virtues of faith, hope, and love are actions that people do and see others doing every day. Here are some everyday examples of faith, hope, and love.

Virtues in Action

Faith

- Peter goes through the process of becoming a Christian.
- Amanda makes the Sign of the Cross each day when she wakes up.
- Carlos attends a Bible study.


Hope

- Elena goes to Mass with her family on the anniversary of her grandfather's death.
- Tony gathers with other people of his parish to pray for peace.
- Shantelle asks God to show her how to deal with her temper.

Love

- Meg helps the teacher of a first-grade religion class every Saturday.
- Andrew helps serve dinner at a homeless shelter.
- José volunteers at a nursing home after school.

How have you responded to God in faith, hope, and love?
Responses will vary.



OPTIONAL ACTIVITY

Cross-Curricular: History Have students identify historical instances of faith, hope, and love in action.

- Form groups, one for each theological virtue.
- Ask each group to nominate one person from history who exemplified this virtue in action.
- Invite groups to share and explain their choices.



Multiple Intelligence: Interpersonal



QUICK TIP

Be Real Remind students that they do not need to be unrealistic or perfect models of virtue in order to practice faith, hope, and love.

- Point out examples of virtues in action when you see them in the classroom.
- Encourage students to find ways of practicing the virtues that are suitable to their situations, abilities, and age.



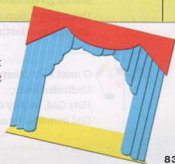
Activity

Live Your Faith

Bring It to Life In a small group, brainstorm four examples of people practicing the virtues of faith, hope, and love. Jot down each idea below.

Responses will vary.	
Faith	Faith
Hope	Hope
Love	Love

Act It Out Make up a short skit or pantomime that shows each of the three virtues, and present the skit to the rest of the class.



83

Activity

- Have students form small groups.
- Read aloud the directions for the brainstorming activity.
- Ask one member of each group to record the group's ideas and present them to the class.
- Keep track of the groups' ideas on the board or on chart paper.
- Have students return to their groups to work on the skits or pantomimes.
- Invite groups to draw from the class list of examples for their dramatizations.
- Allow time for groups to present their skits.

Close

Give each student an index card on which to write the words *Faith*, *Hope*, and *Love*.

- Have students take their cards home to use as bookmarks and as reminders to put these virtues into action.



CHRISTIAN LIVING SKILLS

Stay Hopeful Give students these pointers on keeping the virtue of hope alive in difficult times:

- Try not to worry; put yourself in God's hands.
- Find one positive thing you can do, and do it.
- Choose companions who will encourage you, not criticize you.

OPTIONAL ACTIVITY

Share the Message Have students present their skits on the theological virtues to a wider audience.

- Invite students to choose the best skits on faith, hope, and love and adapt these to include all class members.
- Present the dramatizations to another class or after a weekend Mass.

Multiple Intelligence: Bodily/Kinesthetic

Objective: To affirm belief in the mystery of the Trinity

Prepare

Tell students that an affirmation of faith is a way to tell God of our trust in his love for us. Point out that the wording of the Apostles' Creed changed slightly when the English translation of the Third Edition of the Roman Missal was implemented in November 2011.

- Appoint four readers.

Use the *Call to Faith 5 CD*, track 4, to rehearse the suggested song.

Gather

Make sure that students are seated comfortably in the prayer space.

Pray

Apostles' Creed

Let Us Pray Follow the order of prayer on page 84.

Celebrate

Apostles' Creed

Let Us Pray

Gather and begin with the Sign of the Cross.

Leader: Let us affirm what we believe.
After each reader, say: *I do believe!*

Reader 1: I believe in God,
the Father almighty,
Creator of heaven and earth,
and in Jesus Christ, his only Son,
our Lord,

At the words that follow, up to and including the Virgin Mary, all bow.

Reader 2: who was conceived by the Holy Spirit,
born of the Virgin Mary,
suffered under Pontius Pilate,
was crucified, died and was buried;
he descended into hell;
on the third day he rose again
from the dead;

Reader 3: he ascended into heaven,
and is seated at the right hand
of God the Father almighty;
from there he will come to judge
the living and the dead.

Reader 4: I believe in the Holy Spirit,
the holy catholic Church,
the communion of saints,
the forgiveness of sins,
the resurrection of the body,
and life everlasting. Amen.



O most holy Trinity,
Undivided unity;
Holy God, mighty God,
God immortal be adored!

"Sing Praise to Our Creator," Omer Westendorf, © 1962 World Library Publications, Inc.

84



LITURGY LINK

The Nicene Creed At Sunday Mass the congregation generally recites the Nicene Creed.

- This is a statement of the Trinitarian dogmas defined by the councils of Nicea, Constantinople, and Chalcedon.
- Explain that the wording of the Creed changed slightly when we began to implement the English translation of the Third Edition of the Roman Missal in November 2011.



LECTIONARY LINK

Break Open the Word Read last week's Sunday Gospel. Invite students to think about what the reading means to them as they try to follow Christ's example. For questions related to the weekly Gospel reading, visit our website at www.osvcurriculum.com.

GO online Visit www.osvcurriculum.com for weekly Scripture readings and seasonal resources.

Check Understanding Circle True if a statement is true, and circle False if a statement is false. Correct any false statements.

1. Faith in God means that God is not a mystery.

True ☒ False **Faith is saying "yes" to all that God has revealed. (p. 81)**

2. The mystery of God in three Persons is called the image of God.

True ☒ False **It is the Trinity. (p. 80)**

3. Jesus reveals to people the God they cannot see.

☒ True False **(p. 80)**

4. Those who are baptized are baptized into the very life of God.

☒ True False **(p. 80)**

5. The theological virtues are feelings that give us comfort.

True ☒ False **They are actions that we do. (p. 81)**

Circle the letter of the choice that best completes the sentence.

6. A virtue is a **(p. 81)**

- a. bad habit b. prayer prayed during Mass
c. ☒ habit of doing good d. symbol

7. The theological virtue which expresses your expectation that God will grant you eternal life is **(p. 81)**

- a. patience b. image
c. love d. ☒ hope

8. A truth of faith that God has shown in Scripture, in the life of Jesus, or in the teaching of the Church is called **(p. 79)**

- a. Gospel b. stewardship
c. covenant d. ☒ mystery

9. The divine likeness in each person, the result of being created by God, is known as **(p. 81)**

- a. ☒ the image of God b. virtue
c. the first commandment d. faith

10. The mystery beyond words is **(p. 80)**

- a. ☒ the Trinity b. virtue
c. the Corporal Works of Mercy d. creation

Review

Check Understanding Tell students to correct any false statements in the first five items.

Tell students to choose the answer that best completes the sentence in 6–10.

Assessment

Chapter 4 Test

Section 1: Multiple Choice

1. Which of the following is a virtue?

a. a habit of doing good b. a bad habit

2. Which of the following is a truth of faith?

a. the image of God b. the first commandment

3. Which of the following is a mystery?

a. the Trinity b. the Corporal Works of Mercy

4. Which of the following is a symbol?

a. a habit of doing good b. a bad habit

5. Which of the following is a virtue?

a. a habit of doing good b. a bad habit

6. Which of the following is a truth of faith?

a. the image of God b. the first commandment

7. Which of the following is a mystery?

a. the Trinity b. the Corporal Works of Mercy

8. Which of the following is a symbol?

a. a habit of doing good b. a bad habit

9. Which of the following is a virtue?

a. a habit of doing good b. a bad habit

10. Which of the following is a truth of faith?

a. the image of God b. the first commandment

11. Which of the following is a mystery?

a. the Trinity b. the Corporal Works of Mercy

12. Which of the following is a symbol?

a. a habit of doing good b. a bad habit

13. Which of the following is a virtue?

a. a habit of doing good b. a bad habit

14. Which of the following is a truth of faith?

a. the image of God b. the first commandment

15. Which of the following is a mystery?

a. the Trinity b. the Corporal Works of Mercy

16. Which of the following is a symbol?

a. a habit of doing good b. a bad habit

17. Which of the following is a virtue?

a. a habit of doing good b. a bad habit

18. Which of the following is a truth of faith?

a. the image of God b. the first commandment

19. Which of the following is a mystery?

a. the Trinity b. the Corporal Works of Mercy

20. Which of the following is a symbol?

a. a habit of doing good b. a bad habit

Chapter 4 Test
page 77E

Answers to the Chapter Test can be found in the back of the Teacher Manual.

OPTIONAL ACTIVITY

Cross-Curricular: Music Help students experience the power of the hymn "How Great Thou Art."

- Invite one of the parish's liturgical musicians to teach the group to sing harmony in the refrain.
- Have students join in for the refrain as the guest teacher sings the verses.

Multiple Intelligence: Musical

OPTIONAL ACTIVITY

Belief as Shown on TV Invite students to view a television program that calls attention to the moral or religious beliefs of the characters.

- What beliefs were presented?
- How were they presented?
- Did a character alter his or her beliefs?
- If so, why?



Multiple Intelligence: Interpersonal

Family Faith

Remind students to discuss the Family Faith page at home. Encourage students to read the passage from the First Letter to the Corinthians.

Activity

- Explain the activity by giving examples of ways to show love.
- For fifth graders, showing love for their families can be as simple as doing chores or getting up on time.

People of Faith

Tell students about Saint Athanasius.

- Explain that the false teachings against which Saint Athanasius defended the Church are called heresies.
- Remind students to add Saint Athanasius to their People of Faith albums. Encourage them to pray the prayer at home with their families.

Apostles' Creed

Visit www.osvcurriculum.com for weekly scripture readings and seasonal resources.



Visit www.osvcurriculum.com for weekly scripture readings and seasonal resources.



UNIT 2: CHAPTER 4

Family Faith

Activity

Live Your Faith

Make a Symbol Love is one of the virtues talked about in this week's lesson. Love is the glue that holds a family together. The love within a family is meant to reflect the love of the Holy Trinity. Create a symbol that represents how your family shows God's love to others. If someone in your family is skilled with art or fabric, you can help that person make a more permanent symbol to display in your home.



Catholics Believe

- The Trinity is the central mystery of Christian faith and life.
- Virtue is the habit of doing good. The theological virtues of faith, hope, and love are gifts from God.




SCRIPTURE

Read 1 Corinthians 13:1–13 to learn how Saint Paul describes love.



www.osvcurriculum.com
For weekly scripture readings and seasonal resources



▲ Saint Athanasius c. 295–373

People of Faith

Athanasius became the bishop of Alexandria in Egypt at the age of thirty. He lived at a time when many people were supporting a false teaching that Jesus was not really the Son of God. As bishop, Athanasius defended the doctrine of the Trinity. Because of his outspokenness, he was sent into exile—not once, but five times over the course of his life. During these times he lived in hardship but spent his time writing, praying, and encouraging other Christians. The Church celebrates his feast day on May 2.

In Unit 2 your child is learning about the Trinity.

86 See Catechism of the Catholic Church 234, 1812, 1813 for further reading on chapter content.



Family Prayer

Saint Athanasius, pray for us that we may know and love the Father, Son, and Holy Spirit as you did. May we also follow your example and uphold our convictions even when it is difficult to do so. Amen.



HOW DID I DO?

This week my religion classes were

☐ some of the best ever! ☐ pretty good. ☐ in need of improvement.

In what discussions and activities were students most interested?

What activity did I most enjoy teaching?

In what area do I need to improve?

Name _____ Date _____

Trinity Puzzles

Unscramble the scripture verses below. Each verse comes with a hint regarding its content. Read the Trinity facts on this page, too. Use a Bible to check your work.

1. one Father I are and the

HINT: Jesus said this about his relationship with God. *John 10:30*

2. Father promise he of from the
received the holy the Spirit

HINT: This is the promise Jesus received from God. *Acts 2:33*



3. Jesus grace of Christ of Lord the of
love the the and fellowship Spirit of
the and holy you with be all the God

HINT: This blessing is used in worship. *2 Corinthians 13:13*



4. therefore make Go nations disciples and all
of name Father the them of in the holy
of the and of the and Spirit Son baptizing

HINT: This scripture verse contains the words of the Sign of the Cross. *Matthew 28:19*

- The word *Trinity* is not found in the Bible.
- One of the symbols of the Trinity is three interlinked circles.
- The word *Trinity* comes from the Latin word *trinitas*, meaning "three."

